

Mini Spring-Cage Terminal Block MZB

Article description	MZDB 1,5-RZ *
Article no.	3029648 *
EC-TYPE EXAMINATION CERTIFICATE	KEMA 98ATEX0545 U *
Marking	Ex e II KEMA 98ATEX0545 U
Assembly on mounting rails	NS 15 acc. to EN 60715-TH 15
Stripping length	9 mm
Assembly instructions	See page2
Operating temperature range	-50 °C ... +110 °C



Technical data according to IEC/EN 60079-7 (increased safety „e“)

Rated insulation voltage	630 V on mounting rails	500 V on mounting plate
Rated voltage	690 V on mounting rails	550 V on mounting plate
Nominal current	17,5 A	
Max. rated current	24 A	
Contact resistance	0,6 mΩ	
Temperature rise	25 K	
Connection capacity		
Rated cross-section	1,5 mm ²	AWG 16
Max. conductor cross-section	2,5 mm ²	AWG 14
Connectable conductor cross-section	0,14 - 2,5 mm ² rigid	AWG 26 - 14
	0,14 - 1,5 mm ² flexible	AWG 26 - 16

Data of insulation material

Description	PA 6.6
Creep resistance acc. to IEC 60112 / material group	CTI 600 / I

Accessories

	Description	Article no.
Cover	D-MZB 1,5	3024177

* valid for colour variants

Important assembly instructions – increased safety „e“

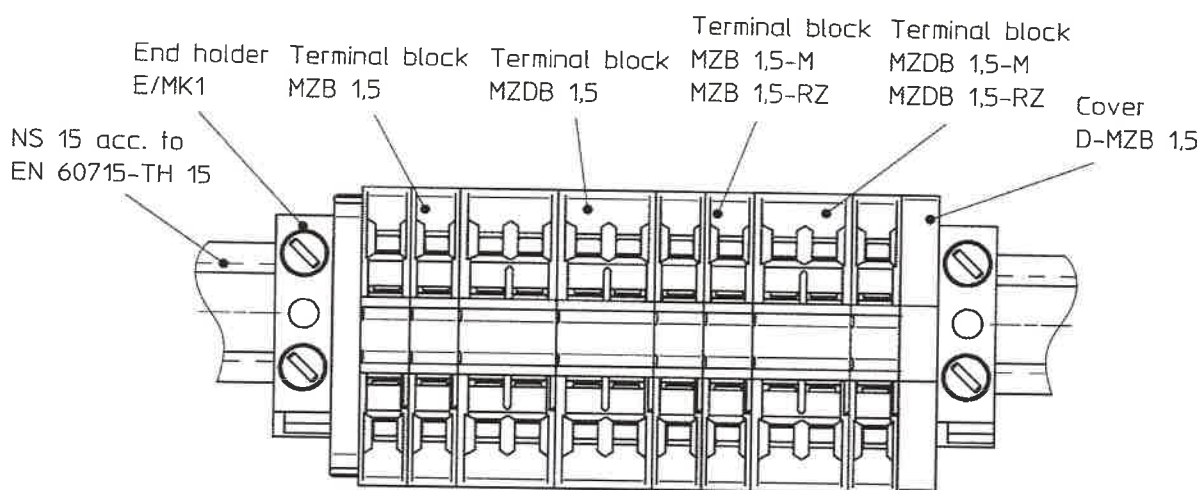
The Terminal Blocks are suitable for use in enclosures in atmospheres with flammable gases or combustible dust. For flammable gases these enclosures must satisfy the requirements according to IEC/EN 60079-0 and IEC/EN 60079-7. For combustible dust these enclosures must satisfy the relevant requirements according to IEC/EN 60079-31.

When assembling with other certified series and sizes of terminal blocks and using belonging accessories, the required creepage distances and clearances have to be observed.

If conductors with smaller cross section as the rated cross section are used, the belonging lower current has to be laid down in the EC-Type Examination Certificate of the complete apparatus.

The Terminal Blocks may be used, based on the self-heating when used at the nominal current and at ambient temperatures of -50 °C to +40 °C at the mounting position in electrical apparatus, e.g. junction and connection boxes, for temperature class T6. When the Terminal Blocks are used in electrical apparatus of temperature classes T1 up to T5, the highest temperature of the insulating material shall not exceed the maximum value of the operating temperature range.

The Terminal Blocks and their appropriate accessories have to be assembled as specified below.



Operational instructions – Intrinsic safety “i”

IEC/EN 60079-14 Clause 12 describes modular terminal blocks as simple apparatus when used in intrinsically-safe circuits. Testing by a notified body and marking is not required. If terminal blocks be identifiable as part of an intrinsically circuit are marked by a colour, the colour used shall be **light blue**.

Testing for compliance to intrinsically safe requirements including clearance, creepage, and solid insulation distances specified in IEC/EN 60079-0 and IEC/EN 60079-11 have been performed for circuits up to **60 V**.

Compliance with distance requirements of IEC/EN 60079-14 Clause 12.2.3 for the connection of separated intrinsically-safe circuit accessories is met. A minimum distance of 50 mm to separate clamping units of intrinsically-safe and non intrinsically-safe circuits is required through the use of a separating plate or similar device.

Attestation of Conformity

The above mentioned product is in line with the provisions of the below marked directive and their modification directive(s):

94/9/EC ATEX Directive

Compliance with Essential Health and Safety Requirements has been assured by compliance with:

EN 60079-0:2006
IEC 60079-0:2004

EN 60079-7:2007
IEC 60079-7:2006

EN 50281-1-1:1998 + A1

current edition:^{*)}

EN 60079-0:2009
IEC 60079-0:2011

EN 60079-7:2007
IEC 60079-7:2006

The conformity with the provisions of the ATEX directive were certified by

Notified Body: KEMA Quality B.V.

Adress: Utrechtseweg 310, NL-6812 AR Arnhem, The Netherlands [Ident.-No.: 0344]

Certificate:
(No., Date) KEMA 98ATEX0545 U, 2007-10-18

^{*)}With the exception of the EPL marking, the minor respectively formal changes of the new edition of the mentioned standards do not affect the EHSRs. Consequently the terminal blocks still comply with the relevant requirements of the ATEX Directive 94/9/EC.


Blomberg, 2012-10-29



A. Gerhard Leßmann
Business Unit Industrial Connection
Technology
Ex-Representative


Dirk Görliitzer
Business Unit Industrial Connection
Technology
Head of Business Unit

This attestation certifies the conformity with the indicated directive, it does not, however, covenant any characteristics. The instructions for safety and installation have to be observed.

PHOENIX CONTACT GmbH & Co. KG
Flachmarktstraße 8
32825 Blomberg
Germany

 +49 – (0) 52 35 – 3-00

 +49 – (0) 52 35 – 3-4 12 00

 www.phoenixcontact.com