

PCB terminal block - SMKDSP 1,5/ 6 - 1733457

Please be informed that the data shown in this PDF Document is generated from our Online Catalog. Please find the complete data in the user's documentation. Our General Terms of Use for Downloads are valid (<http://download.phoenixcontact.com>)

PC terminal block, Nominal current: 17.5 A, Nom. voltage: 400 V, Pitch: 5 mm, Number of positions: 6, Connection method: Screw connection, Mounting: Soldering, Conductor/PCB connection direction: 35 °, Color: green




The figure shows a 10-position version of the product

Why buy this product

- Conductor and screwdriver axis at an angle of 35° to the usual direction
- Arrangement of several rows of terminal blocks one behind the other – multi-level effect with the same design height
- With 2.3 mm Ø test connection
- Single-row PCB terminal blocks for conductor cross sections up to 1.5 mm²
- 5.0 or 5.08 mm pitch



Key commercial data

Packing unit	1
Minimum order quantity	50
Catalog page	Page 87 (CC-2011)
GTIN	 4 017918 026592
Custom tariff number	85369010
Country of origin	GERMANY

Technical data

Dimensions / positions

Length	13.4 mm
Pitch	5 mm
Dimension a	25 mm
Number of positions	6
Pin dimensions	0,9 x 0,9 mm
Hole diameter	1.3 mm
Screw thread	M3
Tightening torque, min	0.5 Nm
Tightening torque max	0.6 Nm

PCB terminal block - SMKDSP 1,5/ 6 - 1733457

Technical data

Technical data

Range of articles	SMKDSP 1,5
Insulating material group	I
Rated surge voltage (III/3)	4 kV
Rated surge voltage (III/2)	4 kV
Rated surge voltage (II/2)	4 kV
Rated voltage (III/3)	250 V
Rated voltage (III/2)	400 V
Rated voltage (II/2)	630 V
Connection in acc. with standard	EN-VDE
Nominal current I_N	17.5 A
Nominal cross section	1.5 mm ²
Maximum load current	22 A
Insulating material	PA
Inflammability class according to UL 94	V0
Internal cylindrical gage	A 1
Stripping length	7 mm
Nominal voltage, UL/CUL Use Group B	250 V
Nominal current, UL/CUL Use Group B	15 A
Nominal voltage, UL/CUL Use Group D	300 V
Nominal current, UL/CUL Use Group D	10 A

Connection data

Conductor cross section solid min.	0.14 mm ²
Conductor cross section solid max.	2.5 mm ²
Conductor cross section stranded min.	0.14 mm ²
Conductor cross section stranded max.	1.5 mm ²
Conductor cross section stranded, with ferrule without plastic sleeve min.	0.25 mm ²
Conductor cross section stranded, with ferrule without plastic sleeve max.	1.5 mm ²
Conductor cross section stranded, with ferrule with plastic sleeve min.	0.25 mm ²
Conductor cross section stranded, with ferrule with plastic sleeve max.	1.5 mm ²
Conductor cross section AWG/kcmil min.	26
Conductor cross section AWG/kcmil max	14
2 conductors with same cross section, solid min.	0.14 mm ²
2 conductors with same cross section, solid max.	1 mm ²
2 conductors with same cross section, stranded min.	0.14 mm ²
2 conductors with same cross section, stranded max.	0.75 mm ²
2 conductors with same cross section, stranded, ferrules without plastic sleeve, min.	0.25 mm ²
2 conductors with same cross section, stranded, ferrules without plastic sleeve, max.	0.5 mm ²

PCB terminal block - SMKDSP 1,5/ 6 - 1733457

Technical data

Connection data

2 conductors with same cross section, stranded, TWIN ferrules with plastic sleeve, min.	0.5 mm ²
2 conductors with same cross section, stranded, TWIN ferrules with plastic sleeve, max.	1 mm ²
Minimum AWG according to UL/CUL	30
Maximum AWG according to UL/CUL	14

Classifications

ETIM

ETIM 3.0	EC001121
ETIM 4.0	EC002643
ETIM 5.0	EC002643

UNSPSC

UNSPSC 11	39121432
UNSPSC 12.01	39121432
UNSPSC 13.2	39121432
UNSPSC 6.01	30211801
UNSPSC 7.0901	39121432

eCl@ss

eCl@ss 4.0	27141109
eCl@ss 4.1	27141109
eCl@ss 5.0	27141190
eCl@ss 5.1	27141190
eCl@ss 6.0	27261101
eCl@ss 7.0	27440401

Approvals

Approvals

Approvals

CSA / UL Recognized / SEV / cUL Recognized / GOST / CCA / IECEE CB Scheme / GOST / cULus Recognized


Ex Approvals

Approvals submitted


Approval details

PCB terminal block - SMKDSP 1,5/ 6 - 1733457

Approvals

CSA 


	B	D
mm ² /AWG/kcmil	28-14	28-14
Nominal current IN	10 A	10 A
Nominal voltage UN	300 V	300 V

UL Recognized 

	B	D
mm ² /AWG/kcmil	30-14	30-14
Nominal current IN	15 A	10 A
Nominal voltage UN	250 V	300 V

SEV

mm ² /AWG/kcmil	2.5
Nominal voltage UN	250 V

cUL Recognized 

	B	D
mm ² /AWG/kcmil	30-14	30-14
Nominal current IN	15 A	10 A
Nominal voltage UN	250 V	300 V

GOST 


CCA

IECEE CB Scheme 

GOST 

PCB terminal block - SMKDSP 1,5/ 6 - 1733457

Approvals

cULus Recognized 

Accessories

Accessories

Marking

Marker cards - SK 5/3,8:FORTL.ZAHLEN - 0804183



Marker cards, Card, white, labeled, Horizontal: Consecutive numbers 1 - 10, 11 - 20, etc. up to 91 - (99)100, Mounting type: Adhesive, For terminal block width: 5 mm

Plug/Adapter

Test plugs - MPS-MT - 0201744

Test plugs

Reducing plug - RPS - 0201647



Reducing plug, Color: gray

Tools

Screwdriver - SZS 0,6X3,5 - 1205053

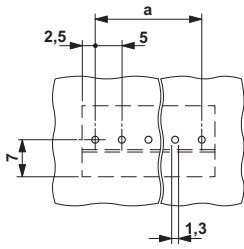


Actuation tool, for ST terminal blocks, insulated, also suitable for use as a bladed screwdriver, size: 0.6 x 3.5 x 100 mm, 2-component grip, with non-slip grip

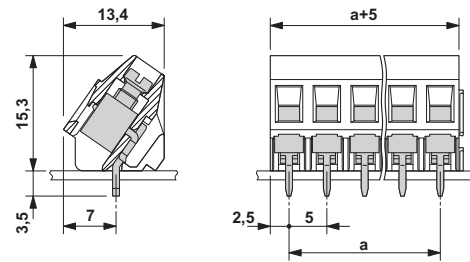
Drawings

PCB terminal block - SMKDSP 1,5/ 6 - 1733457

Drilling diagram



Dimensioned drawing



© Phoenix Contact 2012 - all rights reserved
<http://www.phoenixcontact.com>