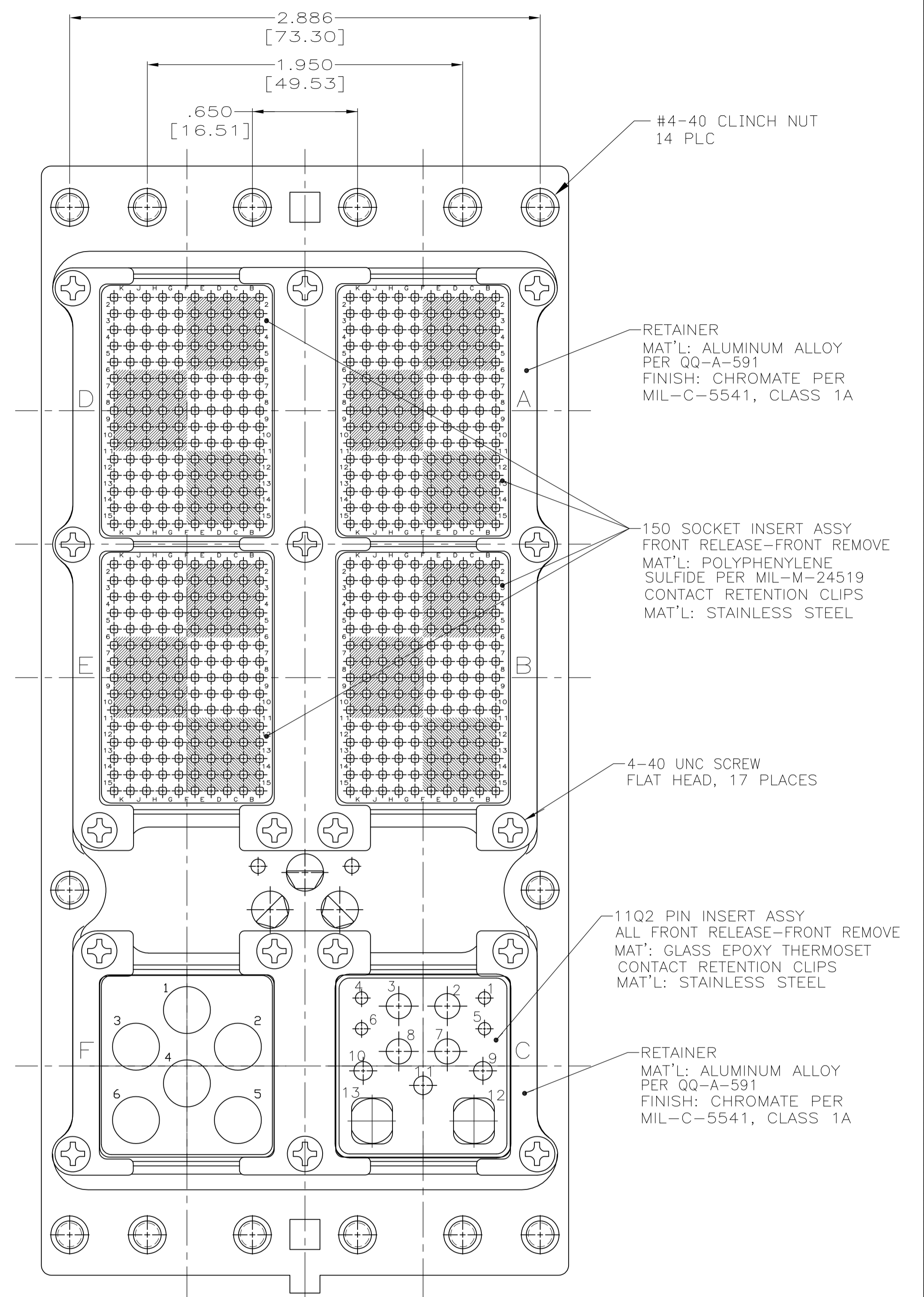
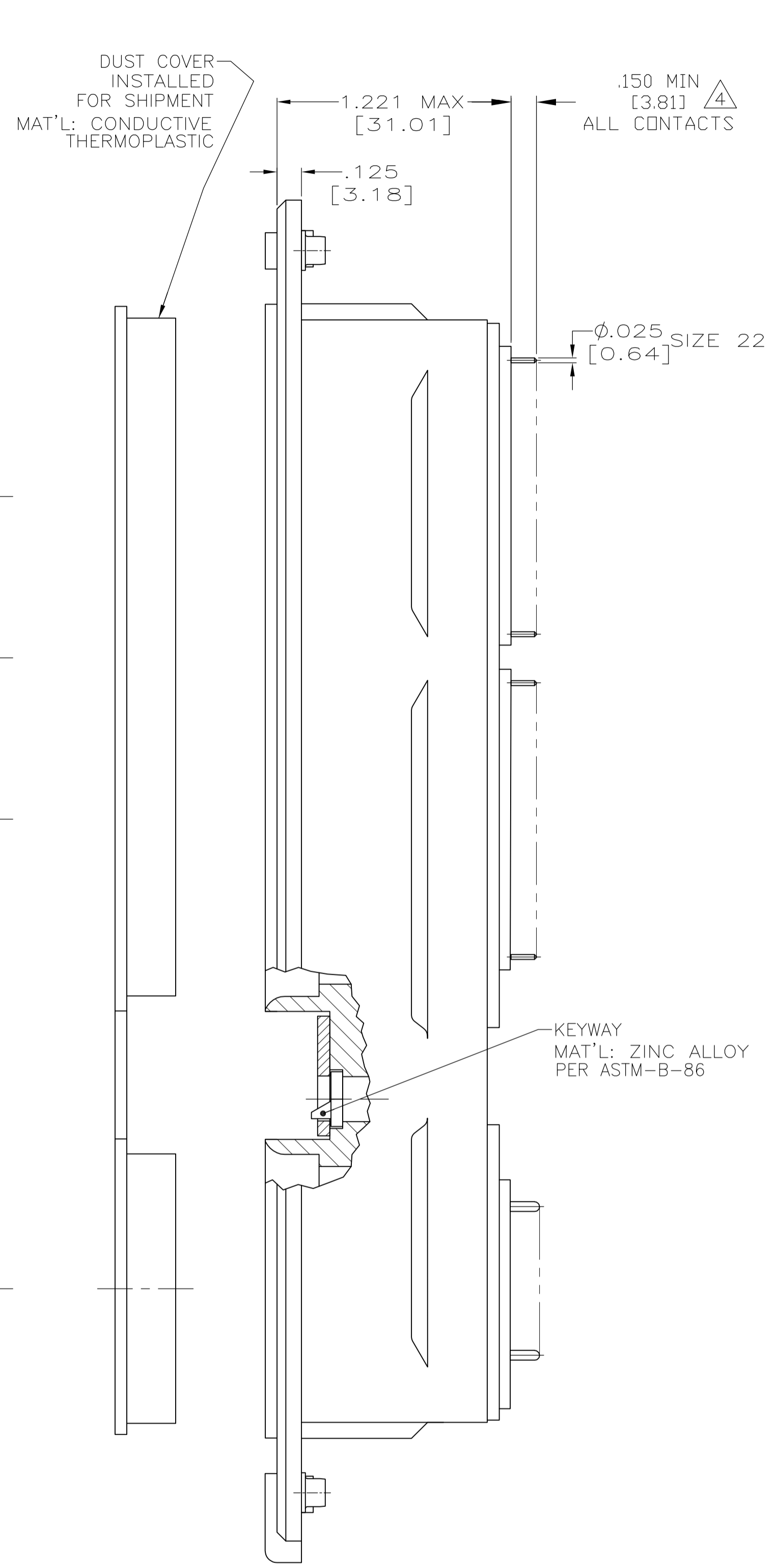
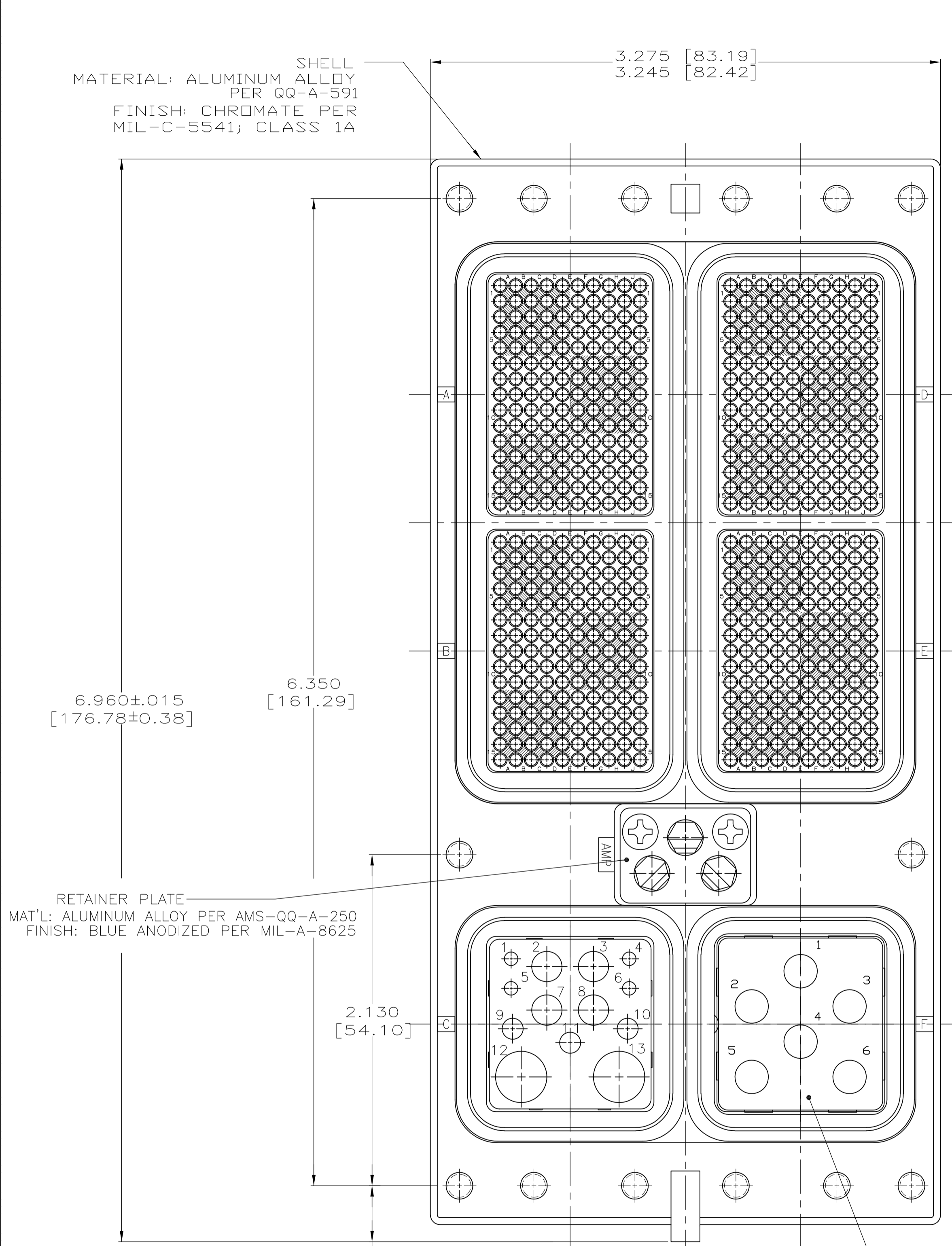


REVISONS		DATE	BY	APPD
D	REV PER ECO 09-012975	5-29-09	CT	KT



6T6 INSERT ASSY REAR RELEASE/REMOVE MAT'L ALUMINUM ALLOY PER QQ-A-591 FINISH: ELECTROLESS NICKEL PER MIL-C-26074

- CONNECTOR DIMENSIONS ARE PER ARINC 600 SPECIFICATION.
- CONNECTOR IS SUPPLIED WITH CONTACTS (PER TABLE) ASSEMBLED AS SHOWN.
- KEYING SHOWN IN POSITION "36" FOR ILLUSTRATION ONLY. CONNECTORS SHIPPED WITH KEYING INSTALLED IN POSITION PER TABLE. FOR POSITION "00" KEYING HARDWARE SHIPPED UNASSEMBLED.
- WITH CONTACT FULLY SEATED IN CAVITY.
- CONTACTS NOT SHOWN IN FRONT & REAR VIEWS FOR CLARITY.

KEYING POSITION	CONTACTS	CONTACTS	PART NUMBER
36	CONTACTS INCLUDED AND NOT INSTALLED	211431-2 (SZ 22 POSTED SOCKET, QTY=365) 448140-8 (SZ 12 POSTED PIN, QTY=4) 448139-8 (SZ 16 POSTED PIN, QTY=1) 1445626-3 (SZ 8 POSTED QUADRAX, QTY=1)	1883228-2
36	CONTACTS INCLUDED AND INSTALLED (SEE SHEET #2)	211431-2 (SZ 22 POSTED SOCKET, QTY=327) 448140-8 (SZ 12 POSTED PIN, QTY=4) 448139-8 (SZ 16 POSTED PIN, QTY=1) 1445626-3 (SZ 8 POSTED QUADRAX, QTY=1)	1883228-1

THIS DRAWING IS A CONTROLLED DOCUMENT.

APPROVED: P. YEAGER 9-17-06
 CHK: K. HOGAN 9-17-06
 NAME: K. HOGAN 9-17-06

Tyco Electronics Corporation
 Harrisburg, Pa 17105-3608


RECEPTACLE ASSEMBLY, SIZE 3, ARINC 600, (SELECTIVE CONTACT LOADING), (150/150/1102/150/150/6T6)

SIZE: A1
 CAGE CODE: 00779
 DRAWING NO: 1883228

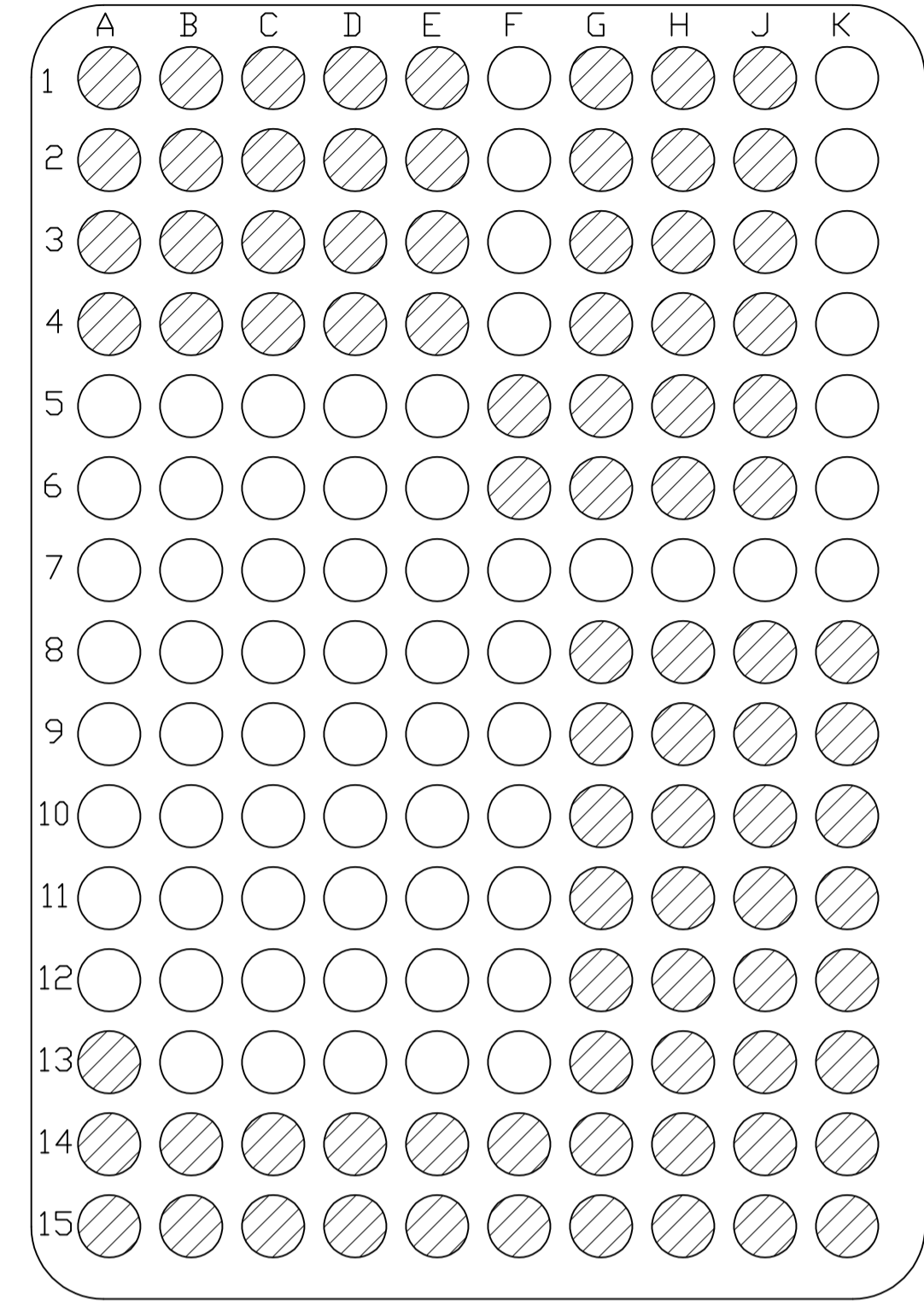
CUSTOMER DRAWING SCALE: 2:1 SHEET 1 OF 3 REV D

LOC		DIST		REVISIONS			
P	LTR	DESCRIPTION	DATE	DNW	APVD		
-	-	SEE SHEET #1	-	-	-	-	-

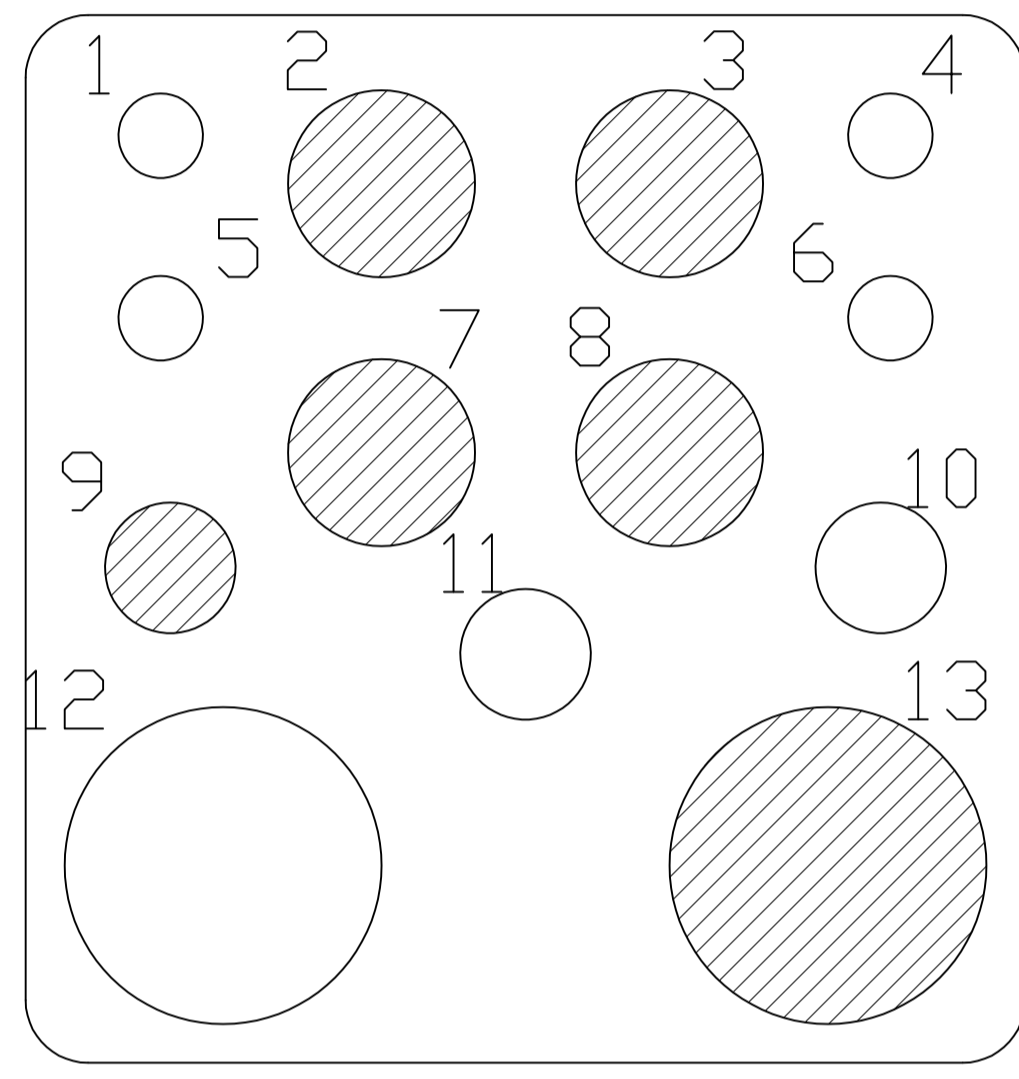
MODULE A




MODULE D



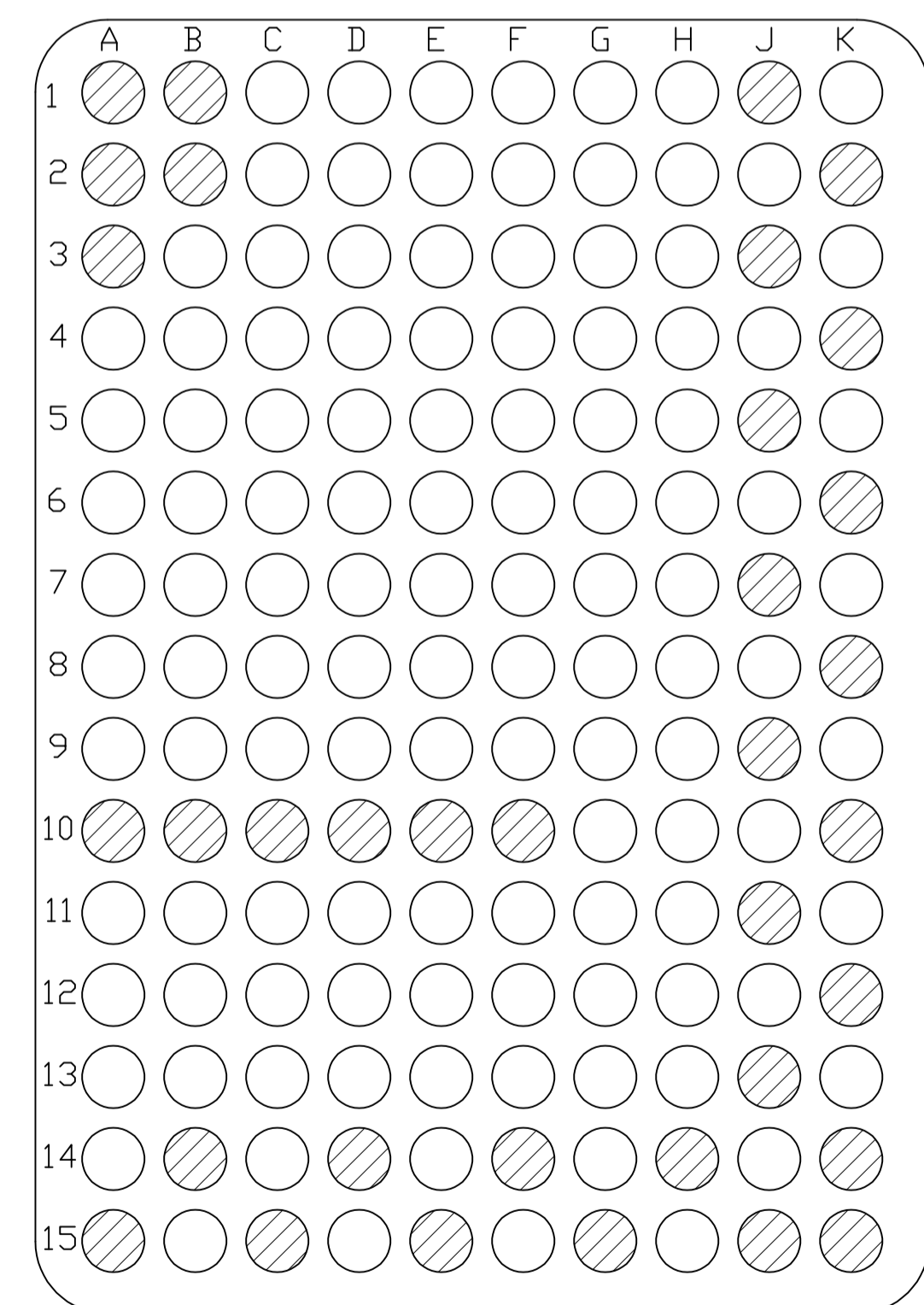
MODULE C



MODULE B

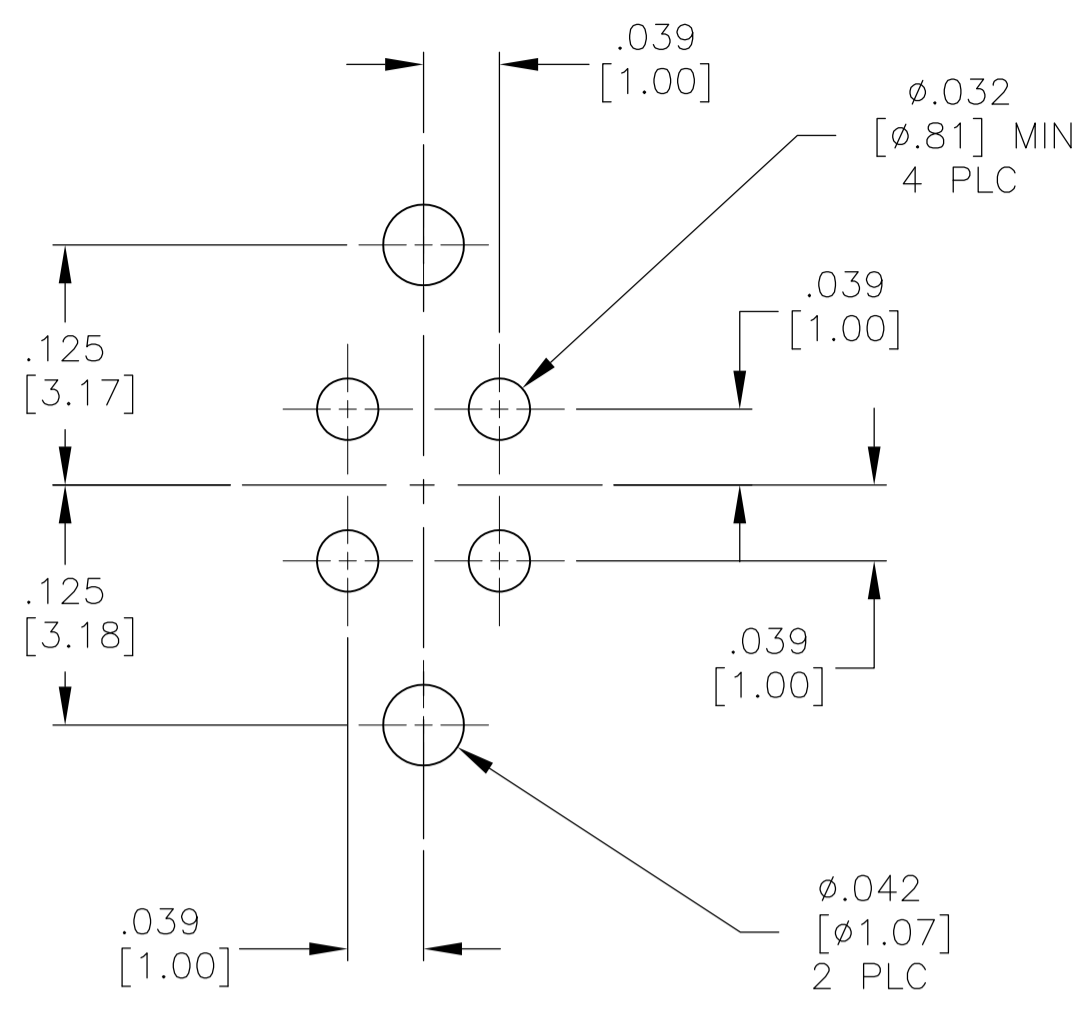


MODULE E

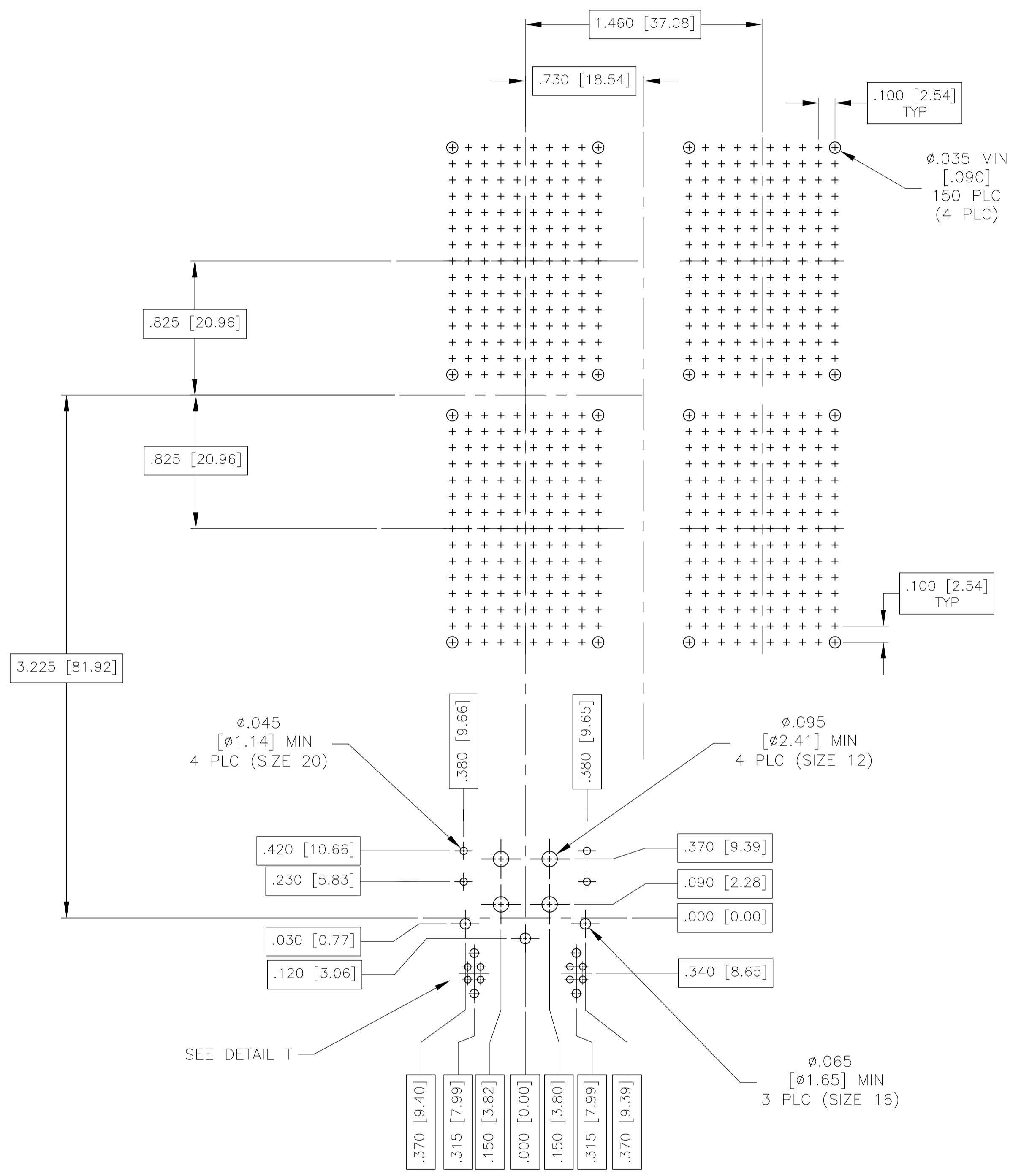


SHADED HOLES ARE LOADED WITH CONTACTS FOR 1883228-1 ONLY

THIS DRAWING IS A CONTROLLED DOCUMENT.		DIN P. YEAGER 9-17-06	Tyco Electronics Corporation Harrisburg, Pa 17105-3608
DIMENSIONS: INCHES [mm]		CHK K. HOGAN 9-17-06	
TOLERANCES UNLESS OTHERWISE SPECIFIED:		APVD K. HOGAN 9-17-06	NAME RECEPTACLE ASSEMBLY, SIZE 3, ARINC 600, (SELECTIVE CONTACT LOADING), (150/150/1102/150/150/6T6)
0. PLC ± - 1. PLC ± - 2. PLC ± - 3. PLC ± .010 (0.25) 4. PLC ± - ANGLES ± -		PRODUCT SPEC APPLICATION SPEC	RESTRICTED TO
MATERIAL SEE CALLOUTS	FINISH SEE CALLOUTS	WEIGHT -	SIZE A1
CUSTOMER DRAWING		SCALE 2:1	SHEET 2 OF 3
		DRAWING NO. 1883228	REV D



DETAIL T
 SCALE 10:1
 2 PLC



SUGGESTED P.C. BOARD LAYOUT

THIS DRAWING IS A CONTROLLED DOCUMENT.		DIN 12-11-06 C.C.THOMAS		AMP Tyco Electronics Corporation Harrisburg, PA 17105-3608	
DIMENSIONS: INCHES [mm]		TOLERANCES UNLESS OTHERWISE SPECIFIED:		NAME RCPT ASSY, SIZE 3, ARINC 600, (150/150/1102/150/150/676)	
0 PLC ± -		1 PLC ± -		SIZE A1	
2 PLC ± -		3 PLC ± .005 [0.13]		CAGE CODE 00779	
4 PLC ± -		ANGLES ± -		DRAWING NO. 1883228	
MATERIAL SEE TABLE		FINISH SEE TABLE		WEIGHT -	
				CUSTOMER DRAWING	
				SCALE 2:1 SHEET 3 OF 3 REV D	