

NOTES:

- MATERIALS AND FINISHES:**
 BODY, CONTACT OUTER, COUPLING NUT - BRASS, NICKEL PLATING
 CONTACT - BRASS, GOLD PLATING
 INSULATOR - PTFE, NATURAL
 FERRULE - COPPER, NICKEL PLATING
 GASKET - SILICONE RUBBER, RED
 RETAINING RING - STAINLESS STEEL, NATURAL
- ELECTRICAL:**
 A. IMPEDANCE: 50 OHM
 B. FREQUENCY RANGE: DC-6 GHz
 C. DIELECTRIC WITHSTANDING VOLTAGE: 2500 VRMS MIN
- MECHANICAL:**
 A. DURABILITY: 500 CYCLES MIN.
 B. TEMPERATURE RANGE: -65°C TO +165°C
- PACKAGING:**
 A. QUANTITY: SINGLE PACK
 B. MARKING: BAG TO BE MARKED
 "AMPHENOL RF, 82-5375, AND DATE CODE"

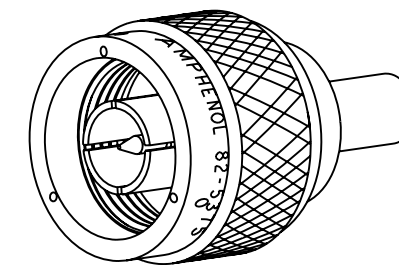
- CABLE ASSEMBLY INSTRUCTIONS:**
 A. TRIM CABLE AS SHOWN.
 B. INSERT CABLE CENTER CONDUCTOR TO CONTACT.
 C. SOLDER CONTACT TO CABLE.
 D. CRIMP CONTACT WITH AMPHENOL TOOL 227-944 AND DIE SET 227-1221-57 CAVITY B (.100" HEX)
 E. INSERT CABLE INTO CONNECTOR WITH BRAID OVER KNURL UNTIL IT BOTTOMS.
 F. CRIMP FERRULE WITH AMPHENOL TOOL 227-944 AND DIE SET 227-1221-57 CAVITY A (.213" HEX)

6 SHOWS CABLE ENTRY DIMENSIONS.

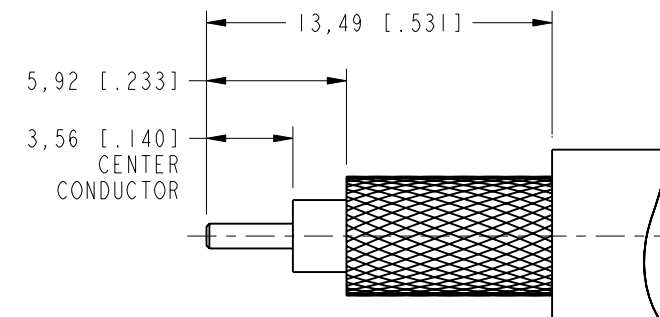
THIRD ANGLE PROJ.

REVISIONS

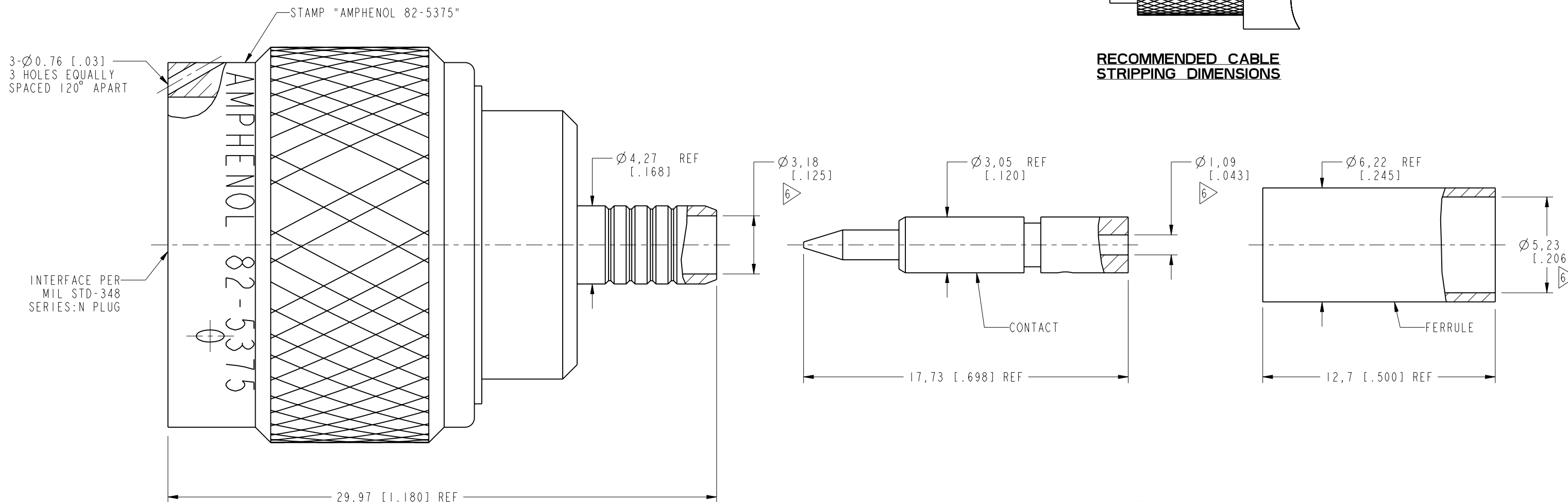
REV	DESCRIPTION	DATE	ECO	APPR
A	RELEASE TO MFG.	04-Apr-66	13253	--
B	THE RETAINER RING WAS CHANGED\RD-DM04120201R	02-Dec-04	--	ROCKY
N	REDRAWN TO UPDATE FORMAT\ RD-DM09062501M	06-Jul-09	47483	SH
P	REDRAWN IN PRO-E	14-Jul-14	49949	SH



SCALE 1.500



RECOMMENDED CABLE STRIPPING DIMENSIONS



CUSTOMER OUTLINE DRAWING

ALL OTHER SHEETS ARE FOR INTERNAL USE ONLY

UNLESS OTHERWISE SPECIFIED, DIMENSIONS ARE IN METRIC AND TOLERANCES ARE:
 <0.5mm ±0.05mm 0.5 - 6mm ±0.1mm 6 - 30mm ±0.2mm 30 - 120mm ±0.3mm ANGLES ±1°

NOTICE - These drawings, specifications, or other data (1) are, and remain the property of Amphenol corp. (2) must be returned upon request; and (3) are confidential and not to be disclosed to any person other than those to whom they are given by Amphenol Corp. the furnishing of these drawings, specifications, or other data by Amphenol Corp., or to any other person to anyone for any purpose is not to be regarded by implication or otherwise in any manner licensing, granting rights to permitting such holder or any other person to manufacture, use or sell any product, process or design, patented or otherwise, that may in any way be related to or disclosed by said drawings, specifications, or other data.

MATERIAL SEE NOTES	DRAWN M. ZHANG	DATE 07-Jul-14	TITLE QUICK CRIMP 'N' STR PLUG FOR RG 58/U, 58A/U, 58B/U, 58C/U, 141/U, 141A/U CABLES	Amphenol RF www.amphenolrf.com
REFERENCE EAR #	ENGINEER S. HSIEH	DATE 02-Dec-04		
CONFIGURATION LEVEL: <input type="checkbox"/> <input type="checkbox"/> <input type="checkbox"/>	APPROVED S. HSIEH	DATE 07-Jul-14	SCALE: 4.7:1.0 SHEET 2 OF 2	DRAWING NO. 82-5375
FINISH	CAD FILE	DWG SIZE B	REV P	ITEM NO. 82-5375
				PART NO. 82-5375