



MINIATURE FCC68 TELECOMMUNICATION DRY COUPLING TRANSFORMER 600:600

MODEL NUMBER
TTC-170

REV. Status

REVISION -
03/30/92 TS

REVISION D
TEMECULA
-WAS-
CARSON
1/13/93 TS

REVISION E
UPDATED
FORMAT AND
ADDED SAFETY
5/26/95 TS

REVISION F
DEL NOTE 7
Pri Impedance;
500Ω ±15% @
1KHz, 0.145V,
DC0mA
6/12/95 TS

REVISION G
ADDED
STANDOFF DIM
04/08/98 TS

REVISION H
NEW
FORMAT
07/02/98 TS

REVISION J
ADDED RoHS
02/02/06 MP

A. Electrical Specifications (@ 25° C)

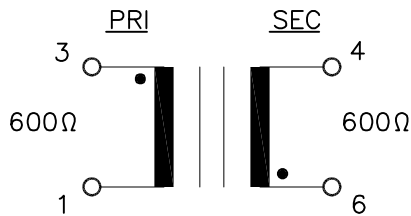
1. Pri Source Impedance; 600Ω
2. Sec Load Impedance; 600Ω
3. Pri DC Current; 0mA MAX (1-3)
4. Operating Level; 0dBm MAX
5. Insertion Loss;
1.5dB MAX @ 1KHz, DC0mA
6. Frequency Response (relative to 1KHz);
±0.5dB @ 300Hz to 3.5KHz, 1V, DC0mA
7. Longitudinal Balance; 60dB min @ 200Hz to 4KHz
8. DC Resistance;
(1-3) = 47Ω ±15%
(4-6) = 61Ω ±15%
9. Turns Ratio; (1-3) : (4-6) = 1 : 1.00 ±2%
10. Dielectric Strength;
1500 Vrms 1 minute @ Pri to Sec, Pri to Core
1000 Vrms 1 minute @ Sec to Core



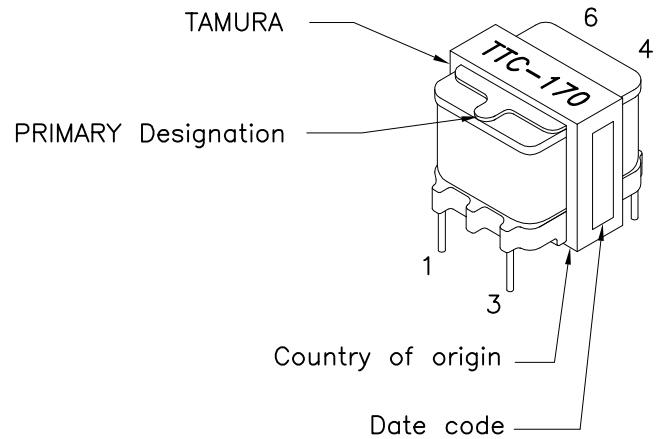
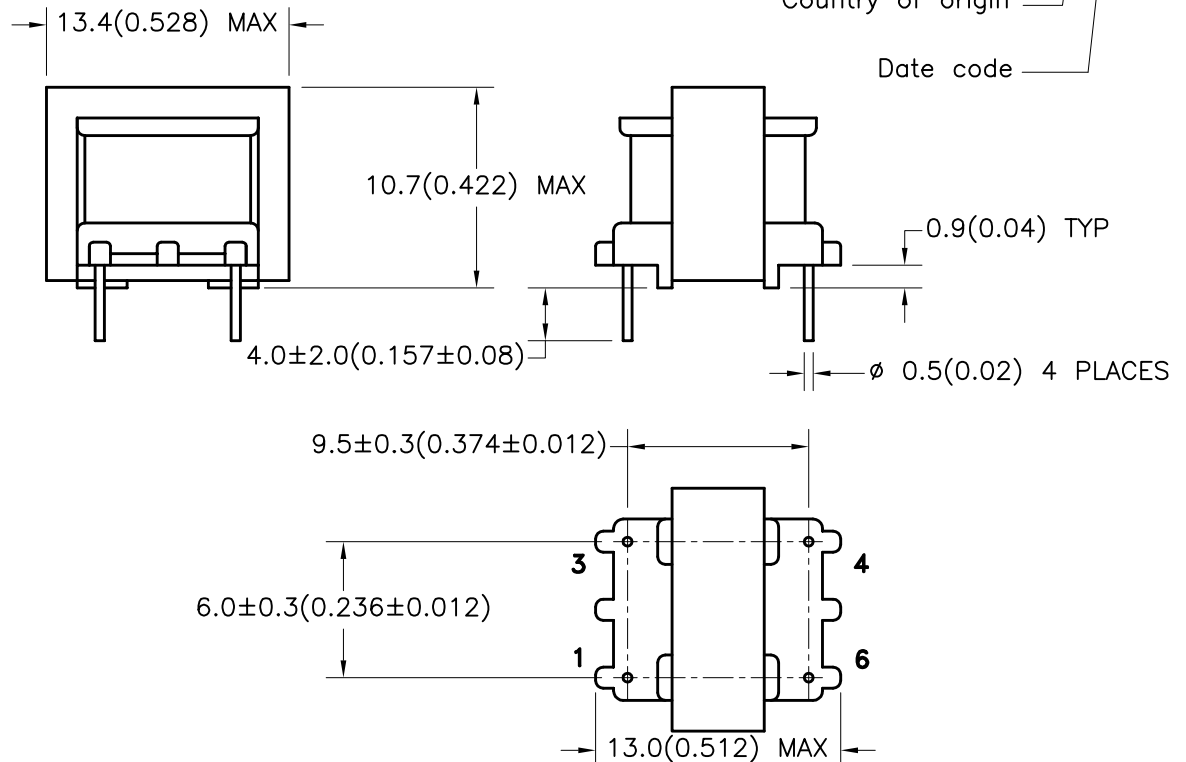
B. Marking; TTC-170, TAMURA, Date Code and Country of origin

C. Safety; CSA C22.2 No. 66-M1988 File No. LR81383
UL 1459 File No. E142035

D. Schematic Diagram



E. Mechanical Specifications



PREPARED BY:

K. BRENNAN

ENGINEER:

M. PITCHAI

QUALITY CONTROL:

T. CLEM

APPROVED:

Y. SEKIGUCHI

DWG CONTROL NO. P-A1-10166
ACAD\TTC\A1101661.DWG

REV J

TELECOMMUNICATION COUPLING TRANSFORMER

TAMURA CORPORATION OF AMERICA
43352 BUSINESS PARK DRIVE, TEMECULA, CA. 92590-6624
(951) 699-1270 FAX 9516769482

TTC-170

MODEL SPECIFICATION

DIM: mm(In) SCL: NONE SH: 1 OF 1

PROPRIETARY NOTICE: THIS DRAWING PRINT OR DOCUMENT AND SUBJECT MATTER DISCLOSED HEREIN ARE PROPRIETARY ITEMS TO WHICH TAMURA RETAINS THE EXCLUSIVE RIGHT OF DISSEMINATION, REPRODUCTION, MANUFACTURE AND SALE. THIS DRAWING, PRINT OR DOCUMENT IS SUBMITTED IN CONFIDENCE FOR CONSIDERATION BY THE RECIPIENT ALONE UNLESS PERMISSION FOR FURTHER DISCLOSURE IS EXPRESSLY GRANTED IN WRITING.