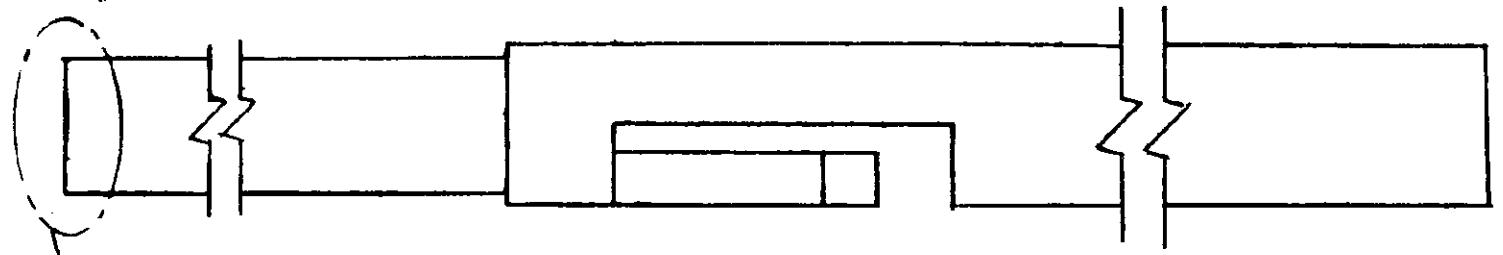
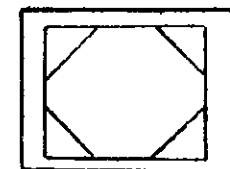


© 1972 BY AMP INCORPORATED. ALL RIGHTS RESERVED. AMP PRODUCTS COVERED BY PATENTS AND/OR PATENTS PENDING.

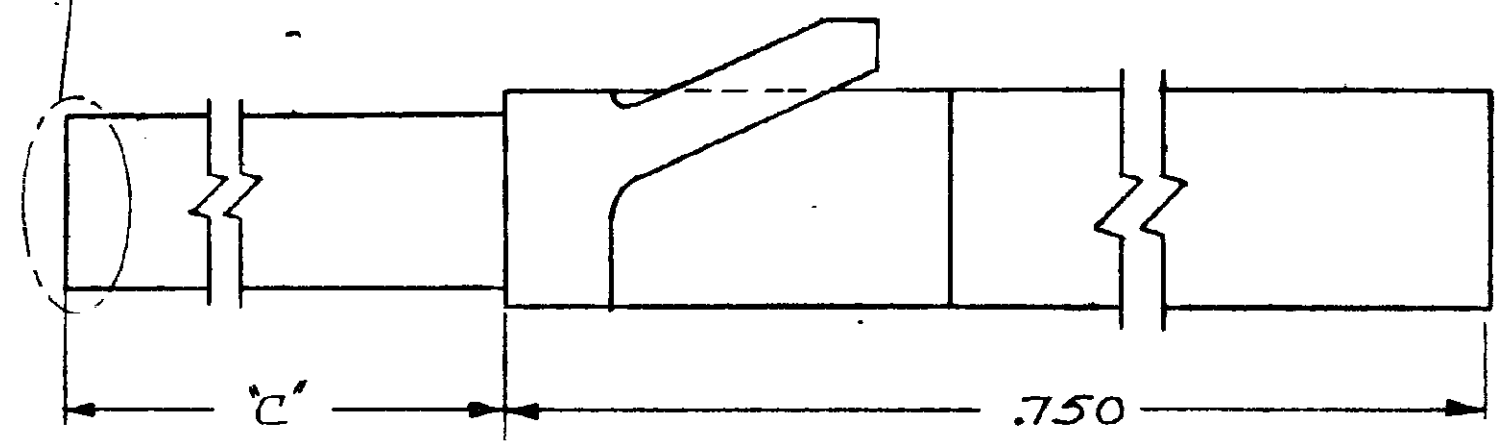
REVISIONS				
ZONE	LTR	DESCRIPTION	DATE	APPROVED
	3	RELEASED W/ 5 21-83 SET DE	6-2-72	JH
	01	ADDED - 3 & NOTE #1 PER ECN #14	9-12-72	JH
	02	ADDED TIP DETAIL PER ECN 422	1-8-74	JH
	A	REV LOC 4 DIST AD-4171	11-21-89	BF
	B	REV PER 0010-1103-43	3-15-94	EB



SEE TABLE



④ TIP DETAIL D



⑤ 1. RECOMMENDED HOLE SIZE IN P.C. BOARD FOR PLUG "C" END $.125^{+.004}_{-.002}$

OBSOLETE	SEE DETAIL D	.312	87116-3
	AS SHOWN	.050	87116-2
OBSOLETE	SEE DETAIL D	.650	87116-1
	REMARKS	'C' DIM.	PART NO

LOC AD
PRINT DIST 3

UNLESS OTHERWISE SPECIFIED DIMENSIONS ARE IN INCHES TOLERANCES ON: DECIMALS ± .005 ANGLES ± .5°	CONTRACT NO.	AMP INCORPORATED HARRISBURG, PENNSYLVANIA	
	DR. <i>4-18-72</i>	AMP	
MATERIAL NYLON COLOR NATURAL	CHK. <i>S. Hende 6/9/72</i>	NAME KEYING PLUG, MODI.	
	APPD. <i>Mark 6/14/72</i>	SIZE B	CODE IDENT NO. 00779
	REL. <i>S. Hende 6-9-72</i>	NUMBER 87116	SHEET
	DSGN APPD.	SCALE 1/1	
	OTHER APPD.		