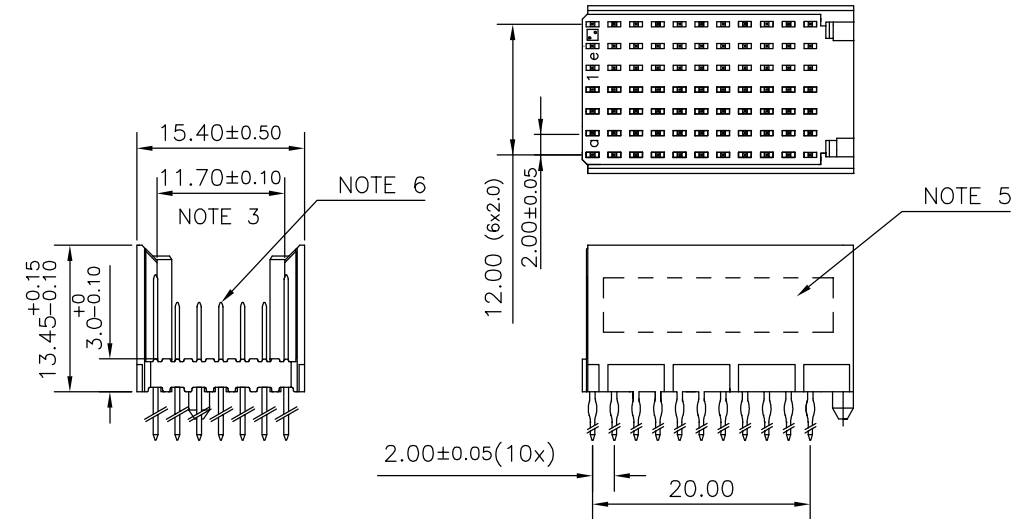


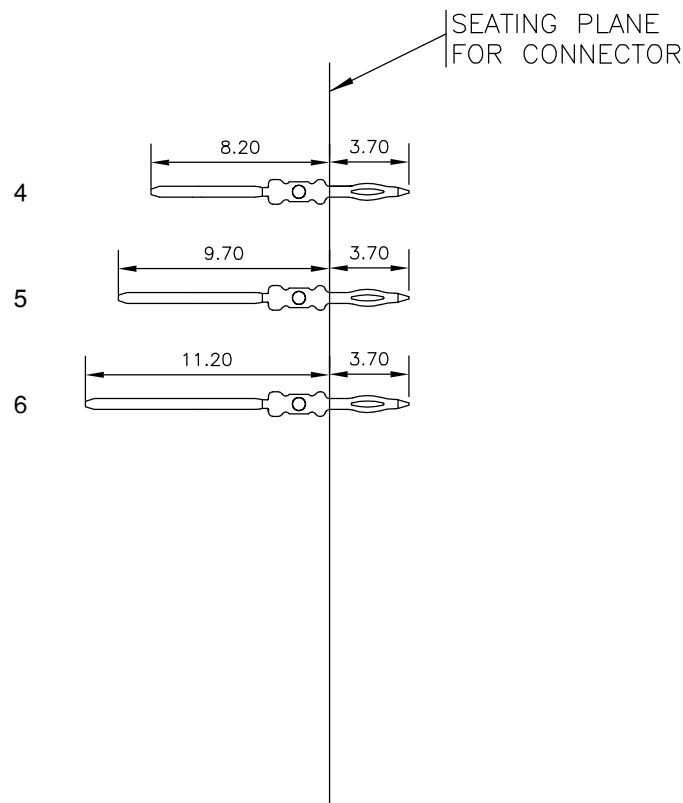
LOADING PATTERN MATING SIDE

f	6	6	6	6	6	6	6	6	6	6
e	4	4	4	6	5	6	4	4	4	4
d	4	4	6	4	6	4	4	4	4	4
c	4	4	5	5	5	6	5	5	5	4
b	4	4	6	4	6	5	6	5	6	4
a	4	4	5	5	5	4	5	4	5	4
z	6	6	6	6	6	6	6	6	6	6
POS	01			05					10	

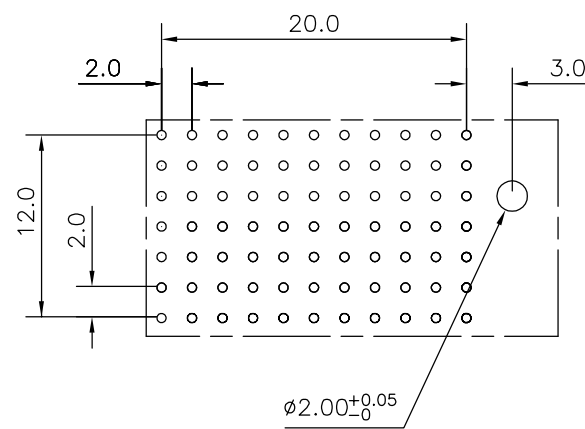
LOADED CONNECTOR ASSEMBLY
(FOR EXAMPLE)



CONTACT OVERVIEW



LAY-OUT P.C.B.-HOLE



HM2P09PDK3F1 LEAD FREE INDICATOR : LF = LEAD FREE (DIGIT 15 & 16)
PLATING CODE (DIGIT 13 AND 14)
(REF DRW NO. BS,C , 201844 , 003)

NOTES

1. THIS PRODUCT IS CSA APPROVED.
 2. THIS PRODUCT IS UL RECOGNIZED.
 3. MEASURED AT THE BOTTOM.
 4. MATERIAL CONTACT: PHOSPHORBRONZE
HOUSING: CREAM WHITE GLASS FILLED POLYESTER UL-94V0
 5. CONNECTOR PRINTED WITH P/N AND DATE CODE.
 6. FOR ACTUAL CONTACT LOADINGS, SEE LOADING PATTERN MATING SIDE.
 7. SHAPE OF CONNECTOR HOUSING CAN ALTER DEPENDING ON PRODUCTION LOCATION
 8. THE PRODUCT (LF) MEETS EUROPEAN UNION DIRECTIVES AND OTHER COUNTRY REGULATIONS AS DESCRIBED IN GS-22-008
 9. FOR RECOMMENDED PTH DIMENSIONS REFER DRAWING : BS, A , 201572 , 001
- CATALOG NO: HM2P09PDK3F1----

mat'l. code		surface		tolerance		projection		product family	
SEE NOTE 4		ISO 1302 ✓		ISO 406 ISO 1101				MILLIPACS	
ltr	ecn no	dr	date	tolerances unless otherwise specified		MM		title	
A	107-0170	MINI	2007-12-11	angles	linear	←→		MPACS 5+2R STR HDR PF CONN TYPE C	
				0°±1°		scale -			
		dr	MINI K VANDANATH	2007-12-11			dwg no		sheet 1 of 1
		enr	BIJU K PAUL	2007-12-11			BS, C ,203028, 793		size A3
		chr	BIJU K PAUL	2007-12-11			type		Product Customer Drawing
		appd	BIJU K PAUL	2007-12-11					
sheet index	revision sheet	A	1						



FCIconnect.com

Copyright FCI