



- Features :
- * Universal AC input/Full range
- * Protections: Short circuit / Overload / Over voltage
- * Cooling by free air convection
- * Can be installed on DIN rail TS-35/7.5 or 15
- * Isolation classII
- * LED indicator for power on
- * No load power consumption<0.5W
- * 100% full load burn-in test
- * 3 years warranty

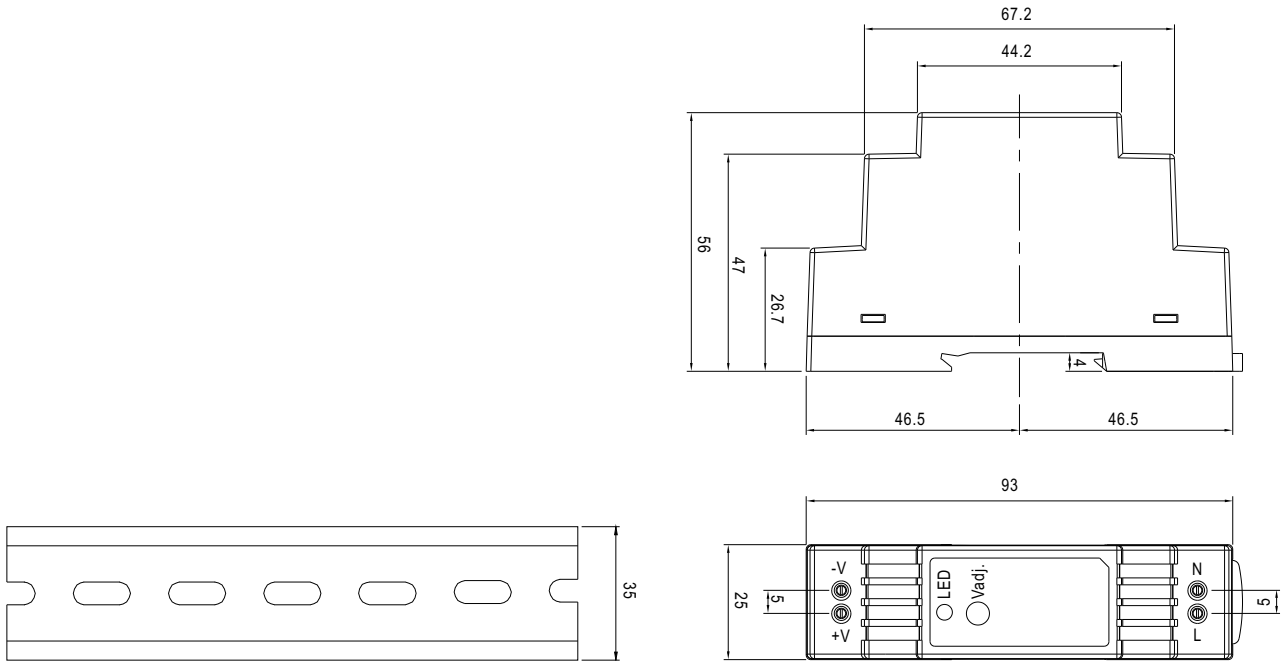


SPECIFICATION

| MODEL | | DR-15-5 | DR-15-12 | DR-15-15 | DR-15-24 |
|-----------------------|--|---|--------------|----------------|--------------|
| OUTPUT | DC VOLTAGE | 5V | 12V | 15V | 24V |
| | RATED CURRENT | 2.4A | 1.25A | 1A | 0.63A |
| | CURRENT RANGE | 0 ~ 2.4A | 0 ~ 1.25A | 0 ~ 1A | 0 ~ 0.63A |
| | RATED POWER | 12W | 15W | 15W | 15.2W |
| | RIPPLE & NOISE (max.) Note.2 | 80mVp-p | 120mVp-p | 120mVp-p | 150mVp-p |
| | VOLTAGE ADJ. RANGE | 4.75 ~ 5.5V | 10.8 ~ 13.2V | 13.5 ~ 16.5V | 21.6 ~ 26.4V |
| | VOLTAGE TOLERANCE Note.3 | ±2.0% | ±1.0% | ±1.0% | ±1.0% |
| | LINE REGULATION | ±1.0% | ±1.0% | ±1.0% | ±1.0% |
| | LOAD REGULATION | ±1.0% | ±1.0% | ±1.0% | ±1.0% |
| | SETUP, RISE TIME | 1000ms, 50ms/230VAC 1000ms, 50ms/115VAC at full load | | | |
| HOLD UP TIME (Typ.) | 70ms/230VAC 16ms/115VAC at full load | | | | |
| INPUT | VOLTAGE RANGE | 85 ~ 264VAC 120 ~ 370VDC | | | |
| | FREQUENCY RANGE | 47 ~ 63Hz | | | |
| | EFFICIENCY (Typ.) | 77% | 84% | 83.5% | 85% |
| | AC CURRENT (Typ.) | 0.88A/115VAC 0.48A/230VAC | | | |
| | INRUSH CURRENT (Typ.) | COLD START 35A/115VAC 65A/230VAC | | | |
| PROTECTION | OVERLOAD Note.5 | 105 ~ 160% rated output power Protection type : Constant current limiting, recovers automatically after fault condition is removed | | | |
| | OVER VOLTAGE | 5.75 ~ 6.75V | 13.8 ~ 16.2V | 17.25 ~ 20.25V | 27.6 ~ 32.4V |
| ENVIRONMENT | WORKING TEMP. | -20 ~ +60°C (Refer to "Derating Curve") | | | |
| | WORKING HUMIDITY | 20 ~ 90% RH non-condensing | | | |
| | STORAGE TEMP., HUMIDITY | -40 ~ +85°C, 10 ~ 95% RH | | | |
| | TEMP. COEFFICIENT | ±0.03%/°C (0 ~ 50°C) | | | |
| | VIBRATION | 10 ~ 500Hz, 2G 10min./1cycle, period for 60min. each along X, Y, Z axes; Mounting: Compliance to IEC60068-2-6 | | | |
| SAFETY & EMC (Note 4) | SAFETY STANDARDS | UL60950-1, TUV EN60950-1 approved, design refer to EN50178 | | | |
| | WITHSTAND VOLTAGE | I/P-O/P:3KVAC | | | |
| | ISOLATION RESISTANCE | I/P-O/P:100M Ohms / 500VDC / 25°C/ 70% RH | | | |
| | EMC EMISSION | Compliance to EN55011, EN55032 (CISPR32), EN61204-3 Class B, EN61000-3-2,-3 | | | |
| OTHERS | EMC IMMUNITY | Compliance to EN61000-4-2, 3, 4, 5, 6, 8, 11, EN55024, EN61000-6-2, EN61204-3, heavy industry level, criteria A | | | |
| | MTBF | 1172.3K hrs min. MIL-HDBK-217F (25°C) | | | |
| | DIMENSION | 25*93*56mm (W*H*D) | | | |
| | PACKING | 0.1Kg; 140pcs/15Kg/0.92CUFT | | | |
| NOTE | <ol style="list-style-type: none"> All parameters NOT specially mentioned are measured at 230VAC input, rated load and 25°C of ambient temperature. Ripple & noise are measured at 20MHz of bandwidth by using a 12" twisted pair-wire terminated with a 0.1uf & 47uf parallel capacitor. Tolerance : includes set up tolerance, line regulation and load regulation. The power supply is considered a component which will be installed into a final equipment. The final equipment must be re-confirmed that it still meets EMC directives. Constant current operation region is within 60% ~100% rated output voltage. Protection type for short circuit is hiccup mode and will recover automatically after fault condition is removed. | | | | |

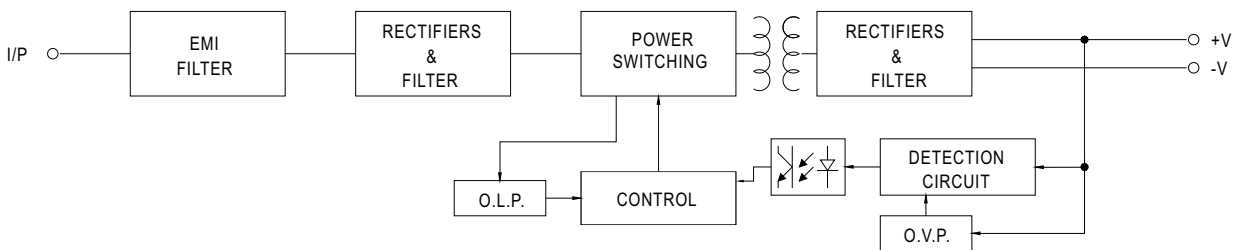
■ Mechanical Specification

Case No.985A Unit:mm

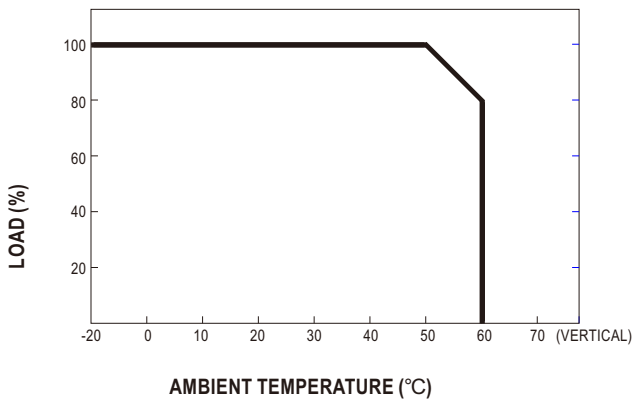


ADMISSIBLE DIN-RAIL:TS35/7.5 OR TS35/15

■ Block Diagram



■ Derating Curve



■ Output Derating VS Input Voltage

