

# Printed-circuit board connector - DFK-MSTBA 2,5/ 8-G-5,08 - 1898897

Please be informed that the data shown in this PDF Document is generated from our Online Catalog. Please find the complete data in the user's documentation. Our General Terms of Use for Downloads are valid (<http://phoenixcontact.com/download>)

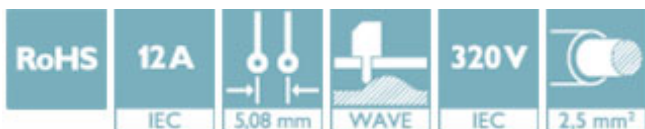


Feed-through header, nominal current: 12 A, rated voltage (III/2): 320 V, number of positions: 8, pitch: 5.08 mm, color: green, contact surface: Tin, mounting: Wave soldering

The figure shows a 10-position version of the product

## Why buy this product

- Cable connection on the inside of the device enables flexible positioning of the panel feed-through
- Free choice – permanent solder connection or standardized slip-on connection
- Maximum flexibility when it comes to device design – one header for connectors with different connection technologies



## Key Commercial Data

Packing unit	50 STK
GTIN	
GTIN	4017918186067

## Technical data

### Dimensions

Length [ 1 ]	12 mm
Pitch	5.08 mm
Dimension a	35.56 mm
Constructional height	19 mm
Length of the solder pin	3.2 mm
Length	12 mm

### General

Range of articles	DFK-MSTBA 2,5/..-G
Insulating material group	IIIa
Rated surge voltage (III/3)	4 kV
Rated surge voltage (III/2)	4 kV

# Printed-circuit board connector - DFK-MSTBA 2,5/ 8-G-5,08 - 1898897

## Technical data

### General

Rated surge voltage (II/2)	4 kV
Rated voltage (III/3)	250 V
Rated voltage (III/2)	320 V
Rated voltage (II/2)	400 V
Connection in acc. with standard	EN-VDE
Nominal current $I_N$	12 A
Maximum load current	12 A
Insulating material	PBT
Flammability rating according to UL 94	V0
Color	green
Number of positions	8

### Standards and Regulations

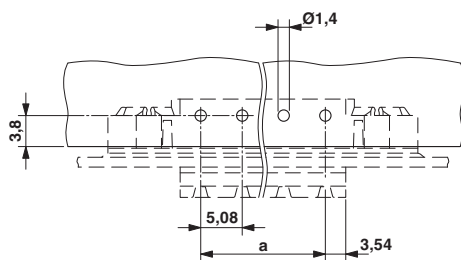
Connection in acc. with standard	EN-VDE
	CUL
Flammability rating according to UL 94	V0

### Environmental Product Compliance

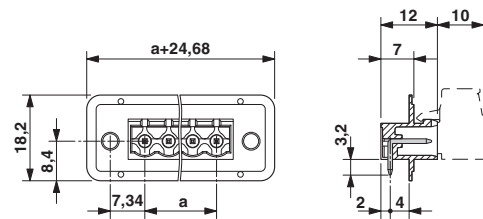
China RoHS	Environmentally friendly use period: unlimited = EFUP-e
	No hazardous substances above threshold values

## Drawings

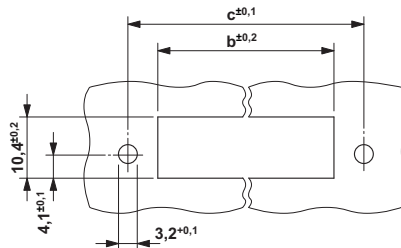
Drilling diagram



Dimensional drawing



Dimensional drawing



Dimension b: 2.38 mm + (no. of pos. x 5.08 mm)

# Printed-circuit board connector - DFK-MSTBA 2,5/ 8-G-5,08 - 1898897

Dimension c: Dim. b + 7.22 mm

## Approvals


### Approvals


#### Approvals


VDE Gutachten mit Fertigungsüberwachung / IECCEB Scheme / cULus Recognized / EAC


#### Ex Approvals

### Approval details

VDE Gutachten mit Fertigungsüberwachung		<a href="http://www2.vde.com/de/Institut/Online-Service/VDE-gepruefteProdukte/Seiten/Online-Suche.aspx">http://www2.vde.com/de/Institut/Online-Service/VDE-gepruefteProdukte/Seiten/Online-Suche.aspx</a>	40004701
Nominal voltage UN		250 V	
Nominal current IN		12 A	

IECEE CB Scheme		<a href="http://www.iecee.org/">http://www.iecee.org/</a>	DE1-58978-B1B2
Nominal voltage UN		250 V	
Nominal current IN		12 A	

cULus Recognized		<a href="http://database.ul.com/cgi-bin/XYV/template/LISEXT/1FRAME/index.htm">http://database.ul.com/cgi-bin/XYV/template/LISEXT/1FRAME/index.htm</a>	E60425-19931011
Nominal voltage UN		D 300 V	B 300 V
Nominal current IN		10 A	15 A

EAC		B.01742
-----	---	---------

Phoenix Contact 2018 © - all rights reserved  
<http://www.phoenixcontact.com>

PHOENIX CONTACT GmbH & Co. KG  
Flachsmarktstr. 8  
32825 Blomberg  
Germany  
Tel. +49 5235 300  
Fax +49 5235 3 41200  
<http://www.phoenixcontact.com>