

Type 0684L 40A

Square Ceramic Surface Mount Fast Blow Fuse

HF 0684L 40A - 4818 Size

RoHS Compliant

Features

- 350V AC Voltage Rating
- Wide operating temperature range
- Tape & Reel for auto-insert SMD process
- 260°C IR compatible
- RoHS compliant with exemption 7a
- Halogen Free

Applications

- Lighting system
- LCD monitor
- Office electronic equipment
- Industrial equipment
- Medical equipment
- Power supply

HALOGEN FREE = **HF**



Electrical Characteristics (UL/CSA/STD. 248-14)

Safety Agency Approvals

Testing Current	Blow Time	
	Minimum	Maximum
100%	4 Hrs.	N/A
200%	N/A	60 Sec

SAFETY AGENCY	SAFETY AGENCY CERTIFICATE	VOLTAGE RATING (V)	AMPERE RANGE / VOLT @ I.R. ABILITY*
UL US	E20624	40A / 350V AC	40A / 350V@250A AC 125V@1000A AC 125V@1000A DC

* I.R. = INTERRUPTING RATING = SHORT CIRCUIT RATING (AMPS)

Physical Specifications

Materials	Body : Ceramic
	Terminations : Silver Plated Caps
Marking	On Fuse :
	"40A", "350V", in green color. "bel" stamped in end caps.
	On Label :
	"bel", "0684L", "Current Rating", "Voltage Rating", "Interrupting Rating", "UL US" and "CE", "RoHS" (China RoHS compliant).

Specifications subject to change without notice



Bel Fuse Inc.
206 Van Vorst Street
Jersey City, NJ 07302 USA

+1 201.432.0463
techhelp@belf.com
belfuse.com

Type 0684L 40A

Square Ceramic Surface Mount Fast Blow Fuse


HF 0684L 40A - 4818 Size

RoHS Compliant

Environmental Specifications

Shock Resistance	MIL-STD-202G, Method 213B, Test Condition 1 (100 G's peak for 6 milliseconds; Sawtooth waveform)
Vibration Resistance	MIL-STD-202G, Method 201A(10-55 Hz,0.06 inch, total excursion).
Salt Spray Resistance	MIL-STD-202G, Method 101E, Test Condition B(48 hrs).
Solderability	MIL-STD-202G, Method 208H
Resistance to solder Heat	MIL-STD-202G, Method 210F, Test Condition J.(260 °C,10 sec)
Thermal Shock	MIL-STD-202G, Method 107G, Test Condition B (-65 °C to +125 °C).
Operating Temperature	-55 °C to +125 °C
Moisture Sensitivity Level	1 (According to IPC J-Std-020)

Electrical Specifications

Catalog Number	Ampere Rating	Nominal Cold Resistance (ohm)	Nominal Volt-drop @100% In (Volt)	Voltage and Interrupting Ratings	Melting I ² T @10 In (A ² Sec) Min.	Agency Approvals
						
0684L9400-01	40A	0.0016	0.15	See Table of Safety Approvals on Page 1 for Voltage and associated Interrupting Ratings	195	Y

Consult manufacturer for other ratings

NOTES:

Test Conditions

All tests were conducted with fuse samples soldered on a PCB (1.6mm thick) test board with copper traces measuring 0.1mm nominal thickness (3 oz. clad), 25.4mm wide and 100mm overall length.

The maximum temperature recorded in open air was 135°C in a 25°C ambient (110°C rise). Consideration should be given to checking operating temperatures in end-use application with regard to thermal index of surrounding materials and components.

Remark : The marking on fuse shall be facing upward on PCB.

Caution:

- Minimum fusing point:

The 0684L 40A fuse is NOT intended to be operated at currents between 100% and 200% of ampere rating. Prolonged operation at currents in this range may result in overheating of the fuse and/or desoldering of the fuse caps from the PCB pad.

Specifications subject to change without notice



Bel Fuse Inc.
206 Van Vorst Street
Jersey City, NJ 07302 USA

+1 201.432.0463
techhelp@belf.com
belfuse.com

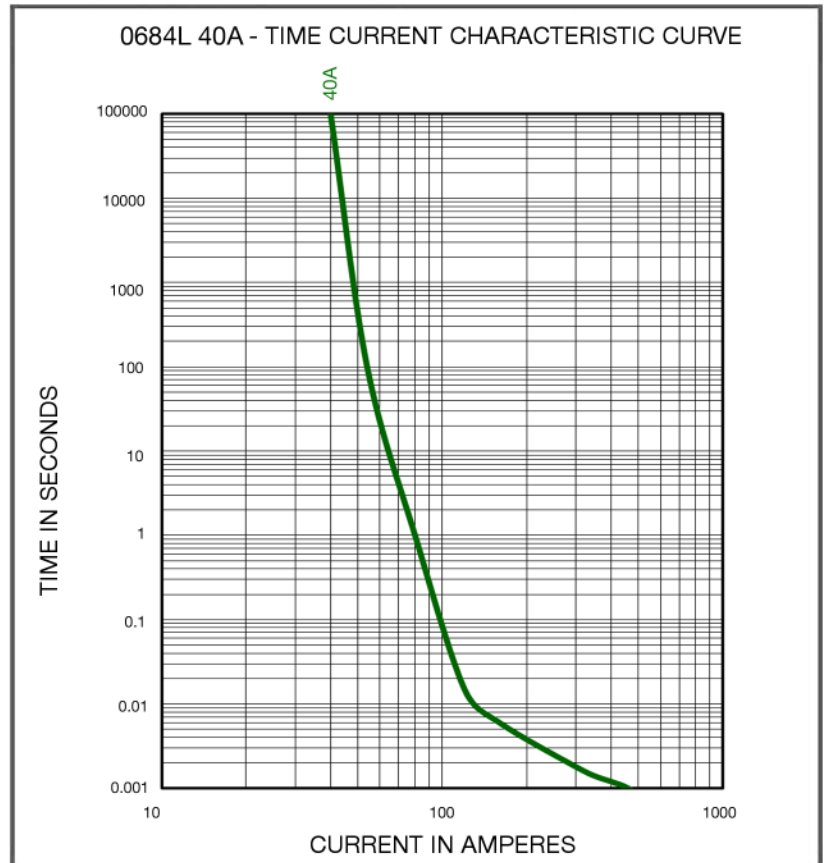
Type 0684L 40A

Square Ceramic Surface Mount Fast Blow Fuse

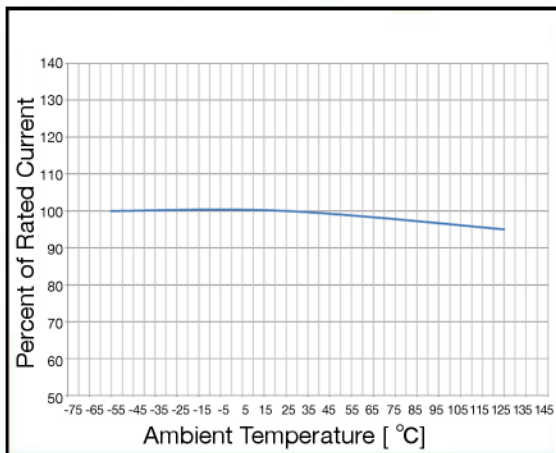
HF 0684L 40A - 4818 Size

RoHS Compliant

Average Time Current Curve

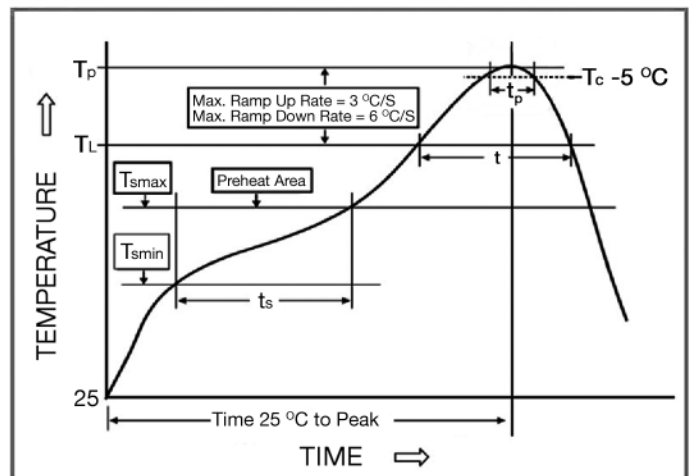


Temperature Derating Curve



Soldering Parameters

IR Reflow Profile	
Preheat & Soak Temperature min (T_{smin}) Temperature max (T_{smax}) Time (T_{smin} to T_{smax}) (t_s)	150 °C 200 °C 60 - 120 seconds
Average ramp-up rate (T_{smax} to T_p)	3 °C/second max.
Liquidous temperature (T_L) Time at liquidous (t_L)	217 °C 60 - 150 seconds
Peak temperature (T_p)	260 °C max, 30 seconds
Time (t_p) within 5 °C of the specified classification temperature (T_c)	30 seconds
Average ramp-down rate (T_p to T_{smax})	6 °C/second max.
Time 25 °C to peak temperature	8 minutes max.



Specifications subject to change without notice



Bel Fuse Inc.
206 Van Vorst Street
Jersey City, NJ 07302 USA

+1 201.432.0463
techhelp@belf.com
belfuse.com

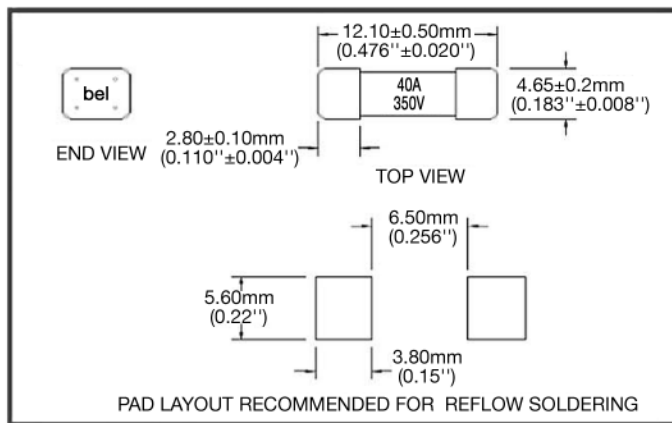
Type 0684L 40A

Square Ceramic Surface Mount Fast Blow Fuse

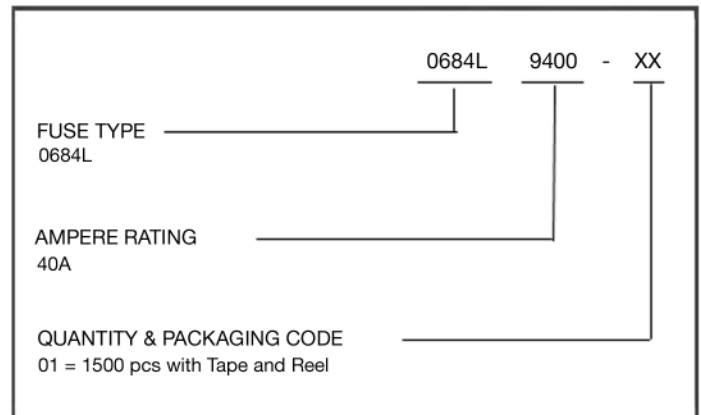
HF 0684L 40A - 4818 Size

RoHS Compliant

Mechanical Dimensions



Ordering Information



Packaging

Packaging Tape & Reel	Packaging Specification	Quantity	Quantity & Packaging Code
24 mm wide tape with 13 inches Diameter reel	EIA Standard 481-E	1500	01

Specifications subject to change without notice



Bel Fuse Inc.
206 Van Vorst Street
Jersey City, NJ 07302 USA

+1 201.432.0463
techhelp@belf.com
belfuse.com