

Multi-pole terminal strips

Multi-pole terminal strips for direct mounting

Screw connection


F.2

Screw connection ATEX approval

F.6

MK 4/16

2.5 mm²



17 x 16 / 3.4

Refer to order data

0.2...4

IEC 60947-7-1

IEC	UL	CSA
400	150	150
24	20	15
2.5	AWG 22...12	AWG 22...12
6 / 3		
A2 / 5VA		




Rated connection

0.5...4 / 1.5...2.5
 0.5...2.5 / 0.5...1.5
 0.4...0.45 Nm (M 2.5)
 5 / 0.6 x 3.5 mm

MK 6/2...6/6

6 mm²



23 x 22 / 3.4

Refer to order data

0.33...6

IEC 60947-7-1

IEC	UL	CSA
690	300	300
41	30	40
6	AWG 22...10	AWG 22...10
8 / 3		
A3 / 5VA		




Rated connection

0.5...6 / 1.5...6
 0.5...6 / 0.5...4
 1.2...2.0 Nm (M 4)
 9 / 4.0 x 0.8 mm

MK 10/14

2.5 mm²



13.5 x 12 / 3.1

Refer to order data

0.21...4

IEC 60947-7-1

IEC	UL	CSA
125	150	300
24	25	10
2.5	AWG 22...12	AWG 24...12
3 / 3		
A2 / V2		



Rated connection

0.5...4 / 1.5...2.5
 0.5...2.5 / 0.5...1.5
 0.4...0.45 Nm (M 2.5)
 6 / 0.6 x 3.5 mm

Type	Length	Mounting dimensions	Qty.	Order No.
MK 4/16	103 mm	85.5 mm	20	0244220000

Type	Length	Mounting dimensions	Qty.	Order No.
MK 6/2	23.5 mm		50	0620420000
MK 6/3	36.5 mm	13.0 mm	50	0620320000
MK 6/4	49.5 mm	26.0 mm	20	0620220000
MK 6/6	75.5 mm	52.0 mm	20	0620120000

Type	Length	Mounting dimensions	Qty.	Order No.
MK 10/14	88.5 mm		20	0370160000

Type	Breite	Qty.	Order No.
BSTB 28/16 MK U 1-16		50	0262200000
BSTB 28/16 MK O 1-16		50	0278700000
BSTO 28/16 MK 4/16		50	0262100000

Type	Breite	Qty.	Order No.
------	--------	------	-----------

Type	Breite	Qty.	Order No.
------	--------	------	-----------


Multi-pole terminal strips for direct mounting

Screw connection

MK 5/2 0.DE

2.5 mm²

KS 2...10

2.5 mm²

Width/Height/ø mounting hole	mm
Length / mounting dimensions	
Max. clamping range	mm ²

18 x 14 / 4.2
Refer to order data
0.2...4

25 x 17.5 / 4.2
Refer to order data
0.2...4

Technical data

Rated data	
Rated voltage	V
Rated current	A
Rated cross-section	mm ²
Rated impulse voltage / Pollution severity	kV/-
Gauge to IEC 60947-1 / UL94 Flammability class	
Approvals	

IEC	UL	CSA
500		
24		
2.5		
	6 / 3	
	A2 / 5VA	

IEC 60947-7-1

IEC	UL	CSA
500	300	300
24	20	25
2.5	AWG 22...12	AWG 24...12
	6 / 3	
	A2 / 5VA	

Clamped conductors (H05V/H07V)

Solid / Stranded	mm ²
Flexible / Stranded wire with end ferrules	mm ²
Tightening torque range (clamping screw)	
Stripping length / Blade size	mm/-

Rated connection

0.5...4 / 1.5...2.5
0.5...2.5 / 0.5...1.5
0.4 Nm (M 2.5)
5 / 0.6 x 3.5 mm

IEC 60947-7-1

Rated connection

0.5...4 / 1.5...2.5
0.5...2.5 / 0.5...1.5
0.5...0.7 Nm (M 3)
8 / 4.0 x 0.8 mm

Note

Ordering data

Version	
2-pole	
3-pole	
4-pole	
6-pole	
10-pole	
12-pole	

Type	Length	Mounting dimensions	Qty.	Order No.
MK 5/2 0.DE	40 mm	32.0 mm	100	0243820000

Type	Length	Mounting dimensions	Qty.	Order No.
KS 2 0.D2	42 mm	32.0 mm	100	0134420000
KS 4 0.D4	66 mm	56.0 mm	50	0140320000
KS 6 0.D6	90 mm	80.0 mm	50	0140620000
KS 10 0.D10	138 mm	128.0 mm	20	0141620000

Note

Accessories

Lid / cover

Type	Width	Qty.	Order No.
D 2 MK5/2 PA/NA	18 mm	50	0244060000

Type	Width	Qty.	Order No.
D2 KS2 TP	25 mm	100	0134500000
D4 KS4 TP	48 mm	50	0140500000
D6 KS6 TP	72 mm	50	0140800000
D10 KS10 TP	120 mm	20	0141800000

Marking strips, printed

Printed

ELSB 2 BEZ. 1-2		50	0143200000
ELSB 4 BEZ. 1-4		50	0143300000
ELSB 6 BEZ. 1-6		50	0143400000
ELSB 10 BEZ. 1-10		50	0143500000

Marking strips, unprinted

Unprinted


ELSO 2 F.KS 2		50	0142800000
ELSO 4 F.KS 4		50	0142900000
ELSO 6 F.KS 6		50	0143000000
ELSO 10 F.KS 10		50	0143100000

(see assortment in catalogue 7)

For detailed information on other accessories and applications, refer to the „Accessories“ section.

BK 2...12

4 mm²



22 x 20 / 3.4

Refer to order data

0.33...4

IEC 60947-7-1

IEC	UL	CSA
400	300	300
32	10	10
4	AWG 22...12	AWG 22...12
	6 / 3	
	A3 / 5VA	

UL

Rated connection

0.5...4 / 1.5...4

0.5...4 / 0.5...4

0.5...0.6 Nm (M 3)

8 / 4.0 x 0.8 mm

2 single-wire conductors with same cross-section (0.5...1.5 mm²) can be connected.

Type	Length	Mounting dimensions	Qty.	Order No.
BK 2 CRN	20 mm		100	0624720000
BK 3 CRN	31 mm	11.0 mm	100	0624920000
BK 4 CRN	38 mm	18.0 mm	100	0625120000
BK 6 CRN	52 mm	32.0 mm	50	0625220000
BK 12 CRN	92 mm	72.5 mm	25	0625320000

Type	Width	Qty.	Order No.
BSTB 28/2 BK U 1-2		50	0203600000
HASUE SAKR15LS		n.a.	2038000000
BSTB 28/4 BK U 1-4		50	0197300000
BSTB 28/6 BK U 1-6		50	0197500000
BSTB 28/12 BK U 1-12		50	0198800000
BSTO 28/2 BK		50	0203500000
BSTO 28/3 BK		50	0203700000
BSTO 28/4 BK		50	0197200000
BSTO 28/6 BK		50	0197400000
BSTO 28/12 BK		50	0198700000


Multi-pole terminal strips for direct mounting

Screw connection
ATEX approval

BK 2...12/E

4 mm²

MK 3/2...12/E

2.5 mm²

Width/Height/ø mounting hole	mm
Length / mounting dimensions	
Max. clamping range	mm ²

22 x 20 / 3.4
Refer to order data
0.33...4

15 x 16.1 / 3.45
Refer to order data
0.33...4

Technical data

Rated data	
Rated voltage	V
Rated current	A
Rated cross-section	mm ²
Rated impulse voltage / Pollution severity	kV/-
Gauge to IEC 60947-1 / UL94 Flammability class	
Approvals	
Clamped conductors (H05V/H07V)	
Solid / Stranded	mm ²
Flexible / Stranded wire with end ferrules	mm ²
Tightening torque range (clamping screw)	
Stripping length / Blade size	mm/-

IEC 60947-7-1

IEC	UL	CSA
400		
32		
4	AWG 22...12	AWG 22...12
	6 / 3	
	A3 / 5VA	

IEC 60947-7-1

IEC	UL	CSA
400		
24		
2.5	AWG 22...12	AWG 22...12
	6 / 3	
	A2 / 5VA	



Rated connection

0.5...4 / 1.5...4
0.5...4 / 0.5...4
0.5...0.6 Nm (M 3)
8 / 4.0 x 0.8 mm



Rated connection

0.5...4 / 1.5...2.5
0.5...2.5 / 0.5...1.5
0.4...0.45 Nm (M 2.5)
5 / 0.6 x 3.5 mm

Note

2 single-wire conductors with same cross-section (0.5...1.5 mm²) can be connected.

Ordering data

Version	
2-pole	
3-pole	
4-pole	
5-pole	
6-pole	
7-pole	
8-pole	
9-pole	
10-pole	
11-pole	
12-pole	

Type	Length	Mounting dimensions	Qty.	Order No.
BK 2/E	20 mm		100	7906040000
BK 3/E	31 mm	11.0 mm	100	7906060000
BK 4/E	38 mm	18.0 mm	100	7906080000
BK 6/E	52 mm	32.0 mm	50	7906090000
BK 12/E	92 mm	72.5 mm	25	7906100000

Type	Length	Mounting dimensions	Qty.	Order No.
MK 3/2/E	17.4 mm	18.5 mm	100	7906110000
MK 3/3/E	26.5 mm	18.5 mm	100	7906120000
MK 3/4/E	35.75 mm	18.5 mm	50	7906130000
MK 3/5/E	45 mm	18.5 mm	50	7906140000
MK 3/6/E	54.25 mm	37.0 mm	50	7906150000
MK 3/7/E	63.5 mm	37.0 mm	25	7906160000
MK 3/8/E	72.75 mm	55.5 mm	25	7906170000
MK 3/9/E	82 mm	55.5 mm	25	7906180000
MK 3/10/E	91.25 mm	74.0 mm	25	7906190000
MK 3/11/E	100.5 mm	74.0 mm	20	7906200000
MK 3/12/E	110 mm	92.5 mm	25	7906210000

Note

Accessories

Marking strips, printed	
Printed	

Type	Qty.	Order No.
BSTB 28/2 BK U 1-2	50	0203600000
HASUE SAKR15LS	n.a.	2038000000
BSTB 28/4 BK U 1-4	50	0197300000
BSTB 28/6 BK U 1-6	50	0197500000
BSTB 28/12 BK U 1-12	50	0198800000

Type	Qty.	Order No.
BSTB 28/12 MK U 1-12	50	0245900000
BSTB 28/8 MK U 1-8	50	0290200000
BSTB 28/6 MK U 1-6	50	0290000000

Marking strips, unprinted	
Unprinted	

BSTO 28/2 BK	50	0203500000
BSTO 28/3 BK	50	0203700000
BSTO 28/4 BK	50	0197200000
BSTO 28/6 BK	50	0197400000
BSTO 28/12 BK	50	0198700000


BSTO 28/12 MK	50	0245800000
BSTO 28/8 MK3/8	50	0284700000
BSTO 28/6 MK	50	0289500000
BSTO 28/4 MK3/4	50	0289300000

(see assortment in catalogue 7)

For detailed information on other accessories and applications, refer to the „Accessories“ section

MK 6/2...6/E

6 mm²



23 x 22 / 3.4

Refer to order data

0.33...6

IEC 60947-7-1

IEC	UL	CSA
690		
41		
6	AWG 22...10	AWG 22...10
	8 / 3	
	A3 / 5VA	

Ⓢ

Rated connection

0.5...6 / 1.5...6

0.5...6 / 0.5...4

1.2...2.0 Nm (M 4)

9 / 4.0 x 0.8 mm

Type	Length	Mounting dimensions	Qty.	Order No.
MK 6/2/E	23.5 mm		50	7906220000
MK 6/3/E	36.5 mm	13.0 mm	50	7906230000
MK 6/4/E	49.5 mm	26.0 mm	20	7906240000
MK 6/5/E	62.5 mm	26.0 mm	20	7906250000
MK 6/6/E	75.5 mm	52.0 mm	20	7906260000

Type	Width	Qty.	Order No.

