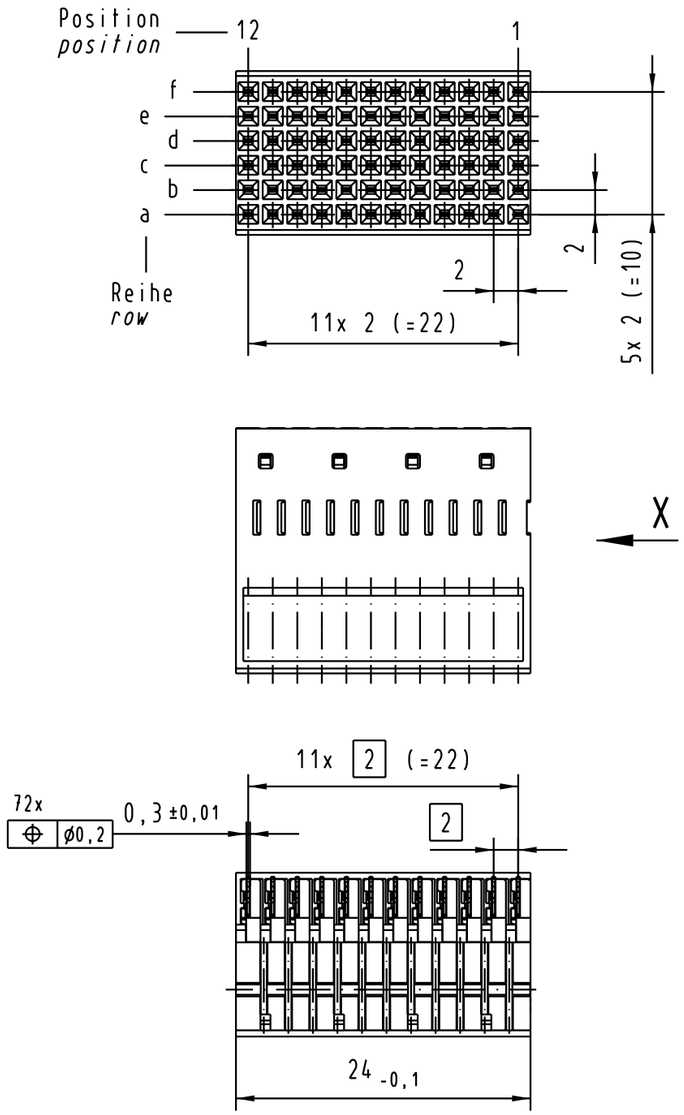

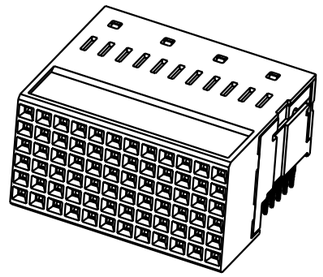

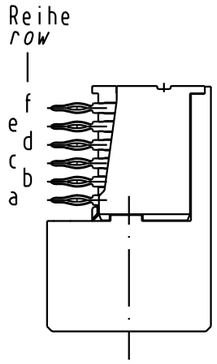

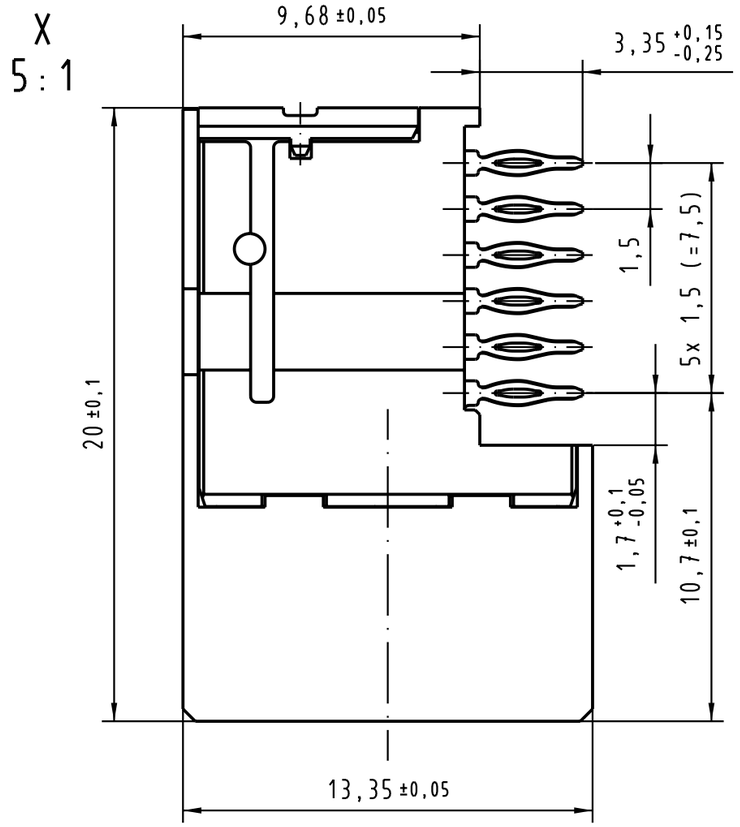

Lochbild
board drillings

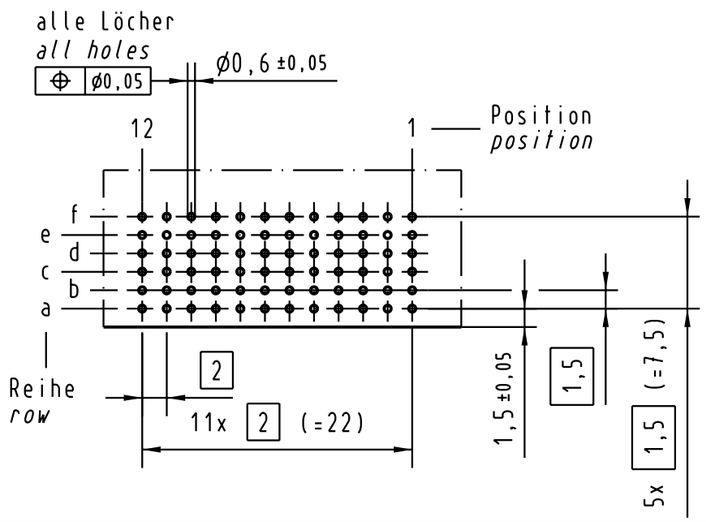

Bohrlochdurchmesser: ø0,7 ±0,02 mm
Lochdurchmesser (mit Oberfläche): ø0,6 ±0,05 mm

drill hole dia.: ø0,7 ±0,02 mm
through hole dia. (after plating): ø0,6 ±0,05 mm

17 51 072 4102	-	min.0,76µm(30µin)Au über/over min.1,27µm(50µin)Ni
17 51 072 2102	2	Au über/over Ni
17 51 072 1102	1	Au über/over Ni
Bestell-Nr. *Part-No.*	Anforderungsstufe nach IEC *Performance level per IEC*	Kontaktoberfläche *Contact Plating*

All Dimensions in mm
Original Size DIN A 3

Techn. Character.

Nicht tolerierte Maße/*Free size tolerances*

	Dat.	Name	Maßstab/*Scale*
Detail.	30.03.04	Bus.	2 : 1 (5 : 1)
Insp.	30.03.04	Ko	
Stand.			

har-bus HM Federleiste
6-reihig, 72 pol., Einpreß
har-bus HM female connector
6-row, 72 pol., press-in

HARTING Electronics GmbH & Co. KG
D-32339 ESPELKAMP

TB 17 51 072 x102

Blatt/*page*

Sub.

31808

Mod. | Dat. | Name

Alle Rechte vorbehalten/ *All rights reserved*