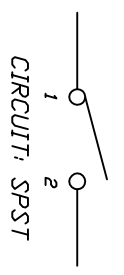
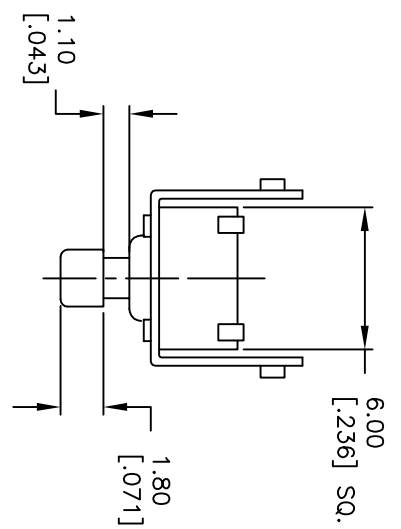
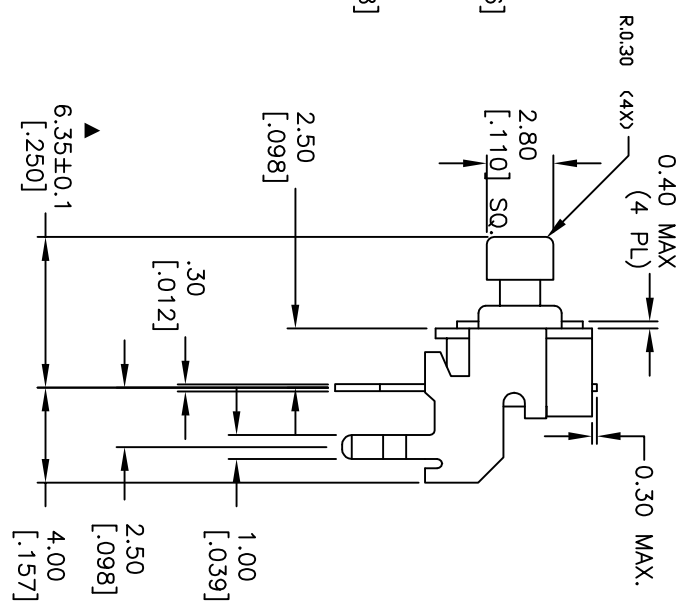
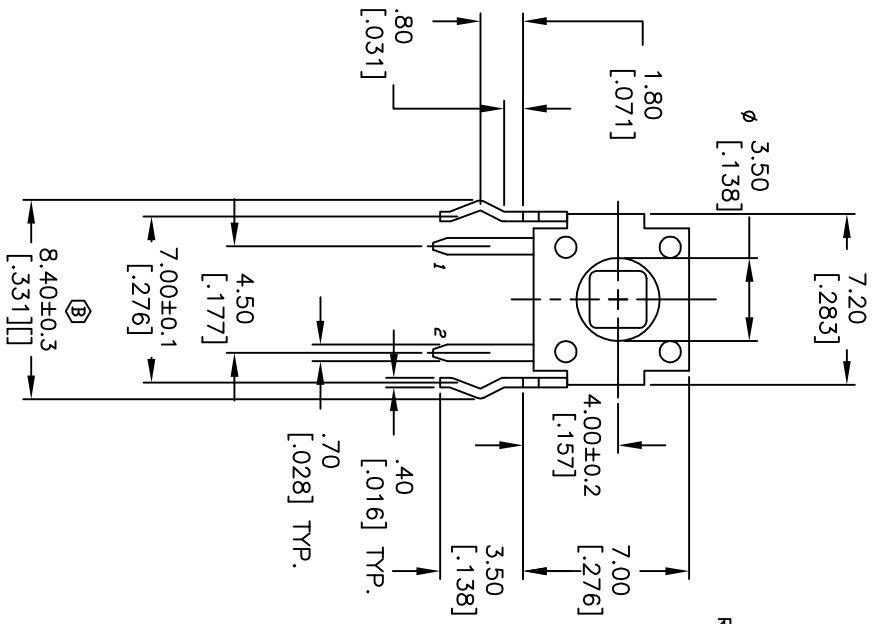


RECOMMENDED P.C.B. LAYOUT

SCALE 4:1



- NOTES:
1. ALL DIMENSIONS IN MM [INCH]
  2. GENERAL TOLERANCE: X.X=±0.4  
X.XX=±0.25
  3. TERM. NOS. FOR REFERENCE ONLY.
  4. RATINGS: 12VDC, 50mA
  5. OPERATING FORCE: 100±50gf
  6. TRAVEL: 0.25±0.1mm
  7. CONTACT RESISTANCE: 100 Milli Ω Max.
  8. DIELECTRIC STRENGTH: 250V RMS min.
  9. INSULATION RESISTANCE: 100 Mega Ω min.
  10. ELECTRICAL LIFE: 100,000 CYCLES min.
  11. DESIGNATE MAJOR FEATURE:
  12. HOUSING COLOR: BLACK
  13. 2002/95/EC (ROHS) COMPLIANT






B	18742	LEG TOLERANCE WAS +/- 0.1	1/11/10	BLR
A	12357	ADD NOTCH	9/23/02	CB
REV.	ECN NO.	DESCRIPTION	DATE	CHKD

SCALE	DATE	DR	DWG	REV
3:1	1/11/10	BLR	P010209	B
TITLE: TL1105JA F100 Q (STD BRACKET)				

THE INFORMATION CONTAINED IN THIS DOCUMENT IS PROPRIETARY TO E-SWITCH AND IS NOT TO BE COPIED OR TRANSMITTED