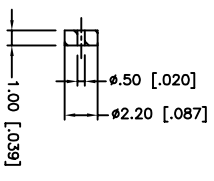
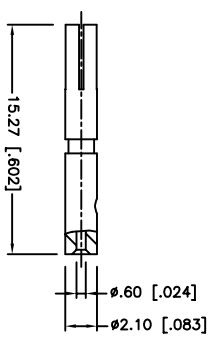
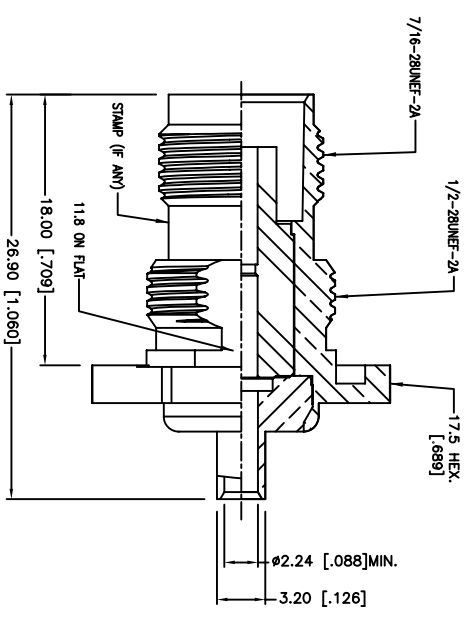
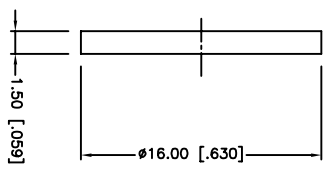
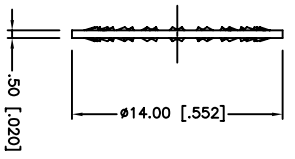
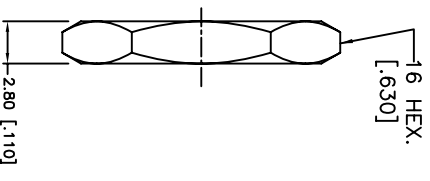
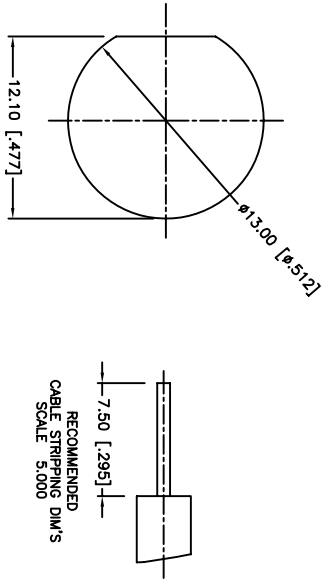


REV.	DATE	ECR NO.	DESCRIPTION
NC	04/03/09	XXXXXX	INITIAL RELEASE



- CRIMPED CONTACT PIN  
HEX CRIMP SIZE .068"
- MAX. PANEL THICKNESS=3.5mm

QTY	FINISH	MATERIAL	DESCRIPTION
1	NICKEL	BRASS	HEX NUT
1	NICKEL	BRASS	LOCK WASHER
1	RED	SILICONE	GASKET
1	GOLD	PHOSPHOR BRONZE	CONTACT PIN
1	NATURAL	PTFE	INSULATOR
1	GOLD	BRASS	BODY REAR
1	NICKEL	BRASS	BODY
			DESCRIPTION

APPROVALS	DATE
DRAWN C.WANG	04/08/09
CHECKED	
ISSUED	
SHEET 1 OF 1	

UNLESS OTHERWISE SPECIFIED DIMENSIONS ARE IN INCHES AND FOR CUSTOMER REFERENCE ONLY.
UNLESS OTHERWISE SPECIFIED TOLERANCES FOR MILLIMETERS ARE: 0.5 - 8mm ± 0.20mm 8 - 30mm ± 0.40mm 30 - 120mm ± 0.50mm
UNLESS OTHERWISE SPECIFIED TOLERANCES FOR INCHES ARE: .020 - .315 = ± 0.0007" .315 - 1.180 = ± 0.015" 1.180 - 4.724 = ± 0.020"
DO NOT SCALE DRAWING

APPROVALS	DATE
DRAWN C.WANG	04/08/09
CHECKED	
ISSUED	
SHEET 1 OF 1	

PART NO.	DESCRIPTION
122400-10	TNC BULKHEAD DIRECT SOLDER JACK (FOR .085", .086" CABLE)

QAD FILE	DWG. NO.	REV	NC	SIZE	SCALE
F:\DWG\CONNEX\122400-10.DWG	122400-10.DWG		NC	A	NA

**Amphenol Connex**