

NO. OF CKTS SEE NOTE 10	DIM. A	DIM. B
1	NOT AVAILABLE	
2	(8.79) .348	(3.96±.05) .156±.002
3	(12.75) .502	(7.92±.08) .312±.003
4	(16.71) .658	(11.89±.08) .468±.003
5	(20.67) .814	(15.85±.08) .624±.003
6	(24.64) .970	(19.81±.10) .780±.004
7	(28.60) 1.126	(23.77±.10) .936±.004
8	(32.56) 1.282	(27.74±.10) 1.092±.004
9	(36.53) 1.438	(31.70±.10) 1.248±.004
10	(40.49) 1.594	(35.66±.15) 1.404±.006
11	(44.45) 1.750	(39.62±.15) 1.560±.006
12	(48.41) 1.906	(43.59±.15) 1.716±.006
13	(52.37) 2.062	(47.55±.15) 1.872±.006
14	(56.34) 2.218	(51.51±.18) 2.028±.007
15	(60.30) 2.374	(55.47±.18) 2.184±.007

- NOTES:
- MATERIAL: N - GLASS FILLED POLYESTER, UL94V-0, MOLDED NATURAL
G - UL94V-0 PA6 NYLON, IEC 60335-1, 4th EDITION GLOW WIRE CAPABLE.
COLOR: BLACK
 - FINISH: SEE TERMINAL DRAWINGS
 - PRODUCT SPECIFICATION: PS-08-50 AND PS-40-02
 - PACKAGING INFORMATION: SEE LEGEND
 - MATES WITH (3.96)/.156 CENTER HEADERS AND (1.14)/.045 SQUARE OR ROUND PINS
 - HOUSING ACCEPTS STANDARD TERMINAL NOS:
2478 (18-24 AWG) WITH (2.79)/.110 MAX. INSULATION DIA.
2578 (22-26 AWG) WITH (1.65)/.065 MAX. INSULATION DIA.
OR TRIFURCON TERMINAL NOS:
6838 (18-24 AWG) WITH (2.79)/.110 MAX. INSULATION DIA.
7258 (22-26 AWG) WITH (1.65)/.065 MAX. INSULATION DIA.
OR MARKK TERMINAL NO:
45570 (18-20 AWG) WITH (3.12)/.123 MAX. INSULATION DIA.
 - BOW (.006 MM/MM) / .006 IN/IN.
 - (0.13)/.005 MAX. FLASH ALLOWED ALONG DIMENSION B AND IN LOCKING WINDOW.
 - THIS PART CONFORMS TO CLASS B REQUIREMENTS OF COSMETIC SPECIFICATION PS-45499-002.
 - CIRCUIT SIZES 13 THROUGH 15 ARE NOT AVAILABLE IN G MATERIAL.

41695 - * - * N - ##

MATERIAL CODE
N=MOLDED NATURAL
G=GLOW WIRE

OPTION CODE

CODE	RAMP	POLARIZING RIBS	PACKAGING
A	NO	NO	BULK PER PK-41695-001
B	YES	NO	BULK PER PK-41695-001
D	YES	YES	BULK PER PK-41695-001
G	END RAMP ONLY	YES	BULK PER PK-41695-001

VOID CODE
BLANK=NO VOIDS
NO.=NO. CORRESPONDS TO CKT. NO. VOIDED
MULT. VOIDS=START WITH 51

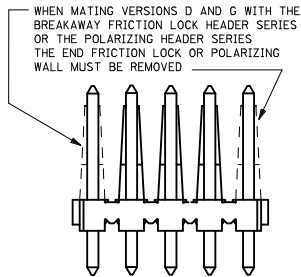
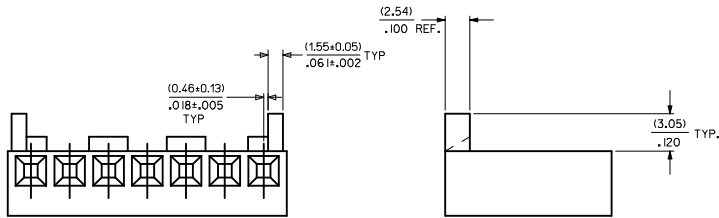
NO. OF CKTS.
SEE NOTE 10

ADD 41695-0004 IEC NO. UCF2012-2243 DRAWN BY: DRANKHUPPER CHECKED BY: CHYD BANDERSON APPR:FSM/TH 2012/01/17 2012/01/17	QUALITY SYMBOLS	GENERAL TOLERANCES (UNLESS SPECIFIED)	DIMENSION STYLE	SCALE	DESIGN UNITS	THIRD ANGLE PROJECTION	
	▽=0 ▽=0 ▽=0	mm INCH 4 PLACES ±.010 ±.010 3 PLACES ±.025 ±.014 2 PLACES ±.036 ±.014 1 PLACE ±.036 ±.014 ANGULAR ±1/2°	MM/IN 4:1	INCH	INCH	INCH	INCH
	DRAFT WHERE APPLICABLE MUST REMAIN WITHIN DIMENSIONS	DRAWN BY: SKOWRONSKI CHECKED BY: PATEL APPROVED BY: LENZ DATE: 04/05/18	DATE: 04/05/18	DATE: 04/05/18	DATE: 04/05/18	DATE: 04/05/18	DATE: 04/05/18
		MATERIAL NO. SEE CHART		DOCUMENT NO. SD-41695		SHEET NO. 1 OF 3	
THIS DRAWING CONTAINS INFORMATION THAT IS PROPRIETARY TO MOLEX INCORPORATED AND SHOULD NOT BE USED WITHOUT WRITTEN PERMISSION							

41695-N-AN-*			41695-N-BN-*		
PART NO.	ENG. NO.	VOIDS	PART NO.	ENG. NO.	VOIDS
	NOT AVAILABLE			NOT AVAILABLE	
09-50-8020	41695-N-A2		09-50-8021	41695-N-B2	
09-50-8030	41695-N-A3		09-50-8031	41695-N-B3	
09-50-8040	41695-N-A4		09-50-8041	41695-N-B4	
09-50-8050	41695-N-A5		09-50-8051	41695-N-B5	
09-50-8060	41695-N-A6		09-50-8061	41695-N-B6	
09-50-8070	41695-N-A7		09-50-8071	41695-N-B7	
09-50-8080	41695-N-A8		09-50-8081	41695-N-B8	
09-50-8090	41695-N-A9		09-50-8091	41695-N-B9	
09-50-8100	41695-N-A10		09-50-8101	41695-N-B10	
09-50-8110	41695-N-A11		09-50-8111	41695-N-B11	
09-50-8120	41695-N-A12		09-50-8121	41695-N-B12	
09-50-9085	41695-N-A8-2	2	09-50-8131	41695-N-B13	
41695-0001	41695-N-A6-3	3	09-50-8141	41695-N-B14	
41695-0002	41695-N-A5-4	4	09-50-8151	41695-N-B15	
			09-50-9030	41695-N-B3-2	2
			41695-0004	41695-N-B4-2	2
				41695-N-B5-2	2
				41695-N-B9-2	2
				41695-N-B11-2	2
			09-50-9121	41695-N-B12-2	2
				41695-N-B14-2	2
			09-50-9150	41695-N-B15-14	14
			09-50-9060	41695-N-B6-5	5
			09-50-9070	41695-N-B7-6	6
			09-50-9071	41695-N-B7-2	2
			09-50-9040	41695-N-B4-3	3
			09-50-9090	41695-N-B9-7	7
				41695-N-B14-13	13
			09-50-9136	41695-N-B13-5	5
			09-50-9137	41695-N-B13-8	8
			09-50-9050	41695-N-B5-51	2,4
			09-50-9061	41695-N-B6-3	3
			09-50-9080	41695-N-B8-2	2

OPTION CODE D

RAMP WITH POLARIZING PEGS (RIBS)



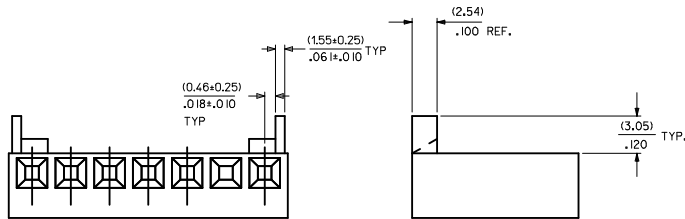
WHEN MATING WITH BREAKAWAY HEADERS THE FRICTION LOCK WALL MUST BE REMOVED

41695-G-AN-*			41695-G-BN-*		
PART NO.	ENG. NO.	VOIDS	PART NO.	ENG. NO.	VOIDS
41695-2032	41695-G-A02		41695-2000	41695-G-B02	
41695-2033	41695-G-A03		41695-2005	41695-G-B03	
41695-2034	41695-G-A04		41695-2002	41695-G-B04	
41695-2035	41695-G-A05		41695-2006	41695-G-B05	
41695-2036	41695-G-A06		41695-2007	41695-G-B06	
41695-2037	41695-G-A07		41695-2008	41695-G-B07	
41695-2038	41695-G-A08		41695-2009	41695-G-B08	
41695-2039	41695-G-A09		41695-2010	41695-G-B09	
41695-2040	41695-G-A10		41695-2011	41695-G-B10	
41695-2041	41695-G-A11		41695-2012	41695-G-B11	
41695-2042	41695-G-A12		41695-2013	41695-G-B12	

SEE SHEET 1 IEC NO. UCF2012-2243 DRAWN BY DRANKIPPER 2012/01/17 CHECKED BY CHYD BANDERSON 2012/01/17 APPR:FSM/TH 2012/01/17	QUALITY SYMBOLS ▽=0 ▽=0 ▽=0	GENERAL TOLERANCES (UNLESS SPECIFIED) mm INCH 4 PLACES # --- # --- 3 PLACES # --- # --- 2 PLACES # --- # --- 1 PLACE # --- # --- ANGULAR ±1/2°	DIMENSION STYLE MM/IN DRAWN BY DATE SAMIEC 09/22/186 CHECKED BY DATE PATEL 09/22/186 APPROVED BY DATE LENZ 09/22/186	SCALE 4:1 DESIGN UNITS INCH THIRD ANGLE PROJECTION	TITLE (3.96)/.156 CENTERLINE CONNECTOR HOUSING FOR KK CRIMP TERMINAL MOLEX INCORPORATED MATERIAL NO. SD-41695 DOCUMENT NO. SD-41695	SHEET NO. 2 OF 3
	DRAFT WHERE APPLICABLE MUST REMAIN WITHIN DIMENSIONS					
	THIS DRAWING CONTAINS INFORMATION THAT IS PROPRIETARY TO MOLEX INCORPORATED AND SHOULD NOT BE USED WITHOUT WRITTEN PERMISSION					
	SIZE D					

OPTION CODE G

SAME AS OPTION D ONLY WITHOUT CENTER RAMPS



41695-N-DN-*

PART NO.	ENG. NO.	VOIDS
	NOT AVAILABLE	
09-50-8023	41695-N-D2	
09-50-8033	41695-N-D3	
09-50-8043	41695-N-D4	
09-50-8053	41695-N-D5	
09-50-8063	41695-N-D6	
09-50-8073	41695-N-D7	
09-50-8083	41695-N-D8	
09-50-8093	41695-N-D9	
09-50-8103	41695-N-D10	
09-50-8113	41695-N-D11	
09-50-8123	41695-N-D12	
09-50-8133	41695-N-D13	
09-50-8143	41695-N-D14	
09-50-8153	41695-N-D15	
	41695-N-D15-12	12
09-50-9053	41695-N-D5-2	2
09-50-9094	41695-N-D9-3	3
09-50-9033	41695-N-D3-2	2
09-50-9043	41695-N-D4-2	2
09-50-9063	41695-N-D6-2	2
09-50-9073	41695-N-D7-2	2
09-50-9044	41695-N-D4-3	3
41695-0003	41695-N-D07-5	5

41695-N-GN-*

PART NO.	ENG. NO.	VOIDS
	NOT AVAILABLE	
	NOT AVAILABLE	
	NOT AVAILABLE	
	41695-N-G4	
09-50-8055	41695-N-G5	
	41695-N-G6	
	41695-N-G7	
	41695-N-G8	
	41695-N-G9	
	41695-N-G10	
	41695-N-G11	
	41695-N-G12	
	41695-N-G13	
09-50-8145	41695-N-G14	
	41695-N-G15	

41695-G-DN-*

PART NO.	ENG. NO.	VOIDS
41695-2001	41695-G-D02	
41695-2004	41695-G-D03	
41695-2021	41695-G-D04	
41695-2022	41695-G-D05	
41695-2023	41695-G-D06	
41695-2024	41695-G-D07	
41695-2025	41695-G-D08	
41695-2026	41695-G-D09	
41695-2027	41695-G-D10	
41695-2028	41695-G-D11	
41695-2029	41695-G-D12	

41695-G-GN-*

PART NO.	ENG. NO.	VOIDS
	NOT AVAILABLE	
	NOT AVAILABLE	
41695-2014	41695-G-G04	
41695-2015	41695-G-G05	
41695-2016	41695-G-G06	
41695-2017	41695-G-G07	
41695-2018	41695-G-G08	
41695-2019	41695-G-G09	
41695-2020	41695-G-G10	
41695-2030	41695-G-G11	
41695-2031	41695-G-G12	

SEE SHEET 1 IEC NO: UCP2011-2028 DRAWN BY: CHYK BANDERSON DATE: 2011/01/10 APPR: FSM TH DATE: 2011/01/31	QUALITY SYMBOLS ▽=0 ▽=0 ▽=0	GENERAL TOLERANCES (UNLESS SPECIFIED) mm INCH 4 PLACES ±--- ±--- 3 PLACES ±--- ±--- 2 PLACES ±--- ±--- 1 PLACE ±--- ±--- ANGULAR ±1/2°	DIMENSION STYLE MM/IN DRAWN BY: SAMIEC DATE: 09/01/87 CHECKED BY: PATEL DATE: 09/01/87 APPROVED BY: LENZ DATE: 09/01/87	SCALE: 4:1 DESIGN UNITS: INCH THIRD ANGLE PROJECTION	TITLE: (3.96)/.156 CENTERLINE CONNECTOR HOUSING FOR KK CRIMP TERMINAL
		DRAFT WHERE APPLICABLE MUST REMAIN WITHIN DIMENSIONS	MATERIAL NO: SEE CHART SIZE: D	MOLEX INCORPORATED DOCUMENT NO: SD-41695	SHEET NO: 3 OF 3