

D-SUB bus connector - SUBCON-PLUS-PROFIB/90/SC - 2313698

Please be informed that the data shown in this PDF Document is generated from our Online Catalog. Please find the complete data in the user's documentation. Our General Terms of Use for Downloads are valid (<http://phoenixcontact.com/download>)




D-SUB connector, 9-pos., male connector, cable entry < 90°, bus system: PROFIBUS DP up to 12 Mbps, termination resistor can be switched on via slide switch, pin assignment: 3, 5, 6, 8; screw connection terminal blocks

Why buy this product

- Suitable for all common Fast Connect PROFIBUS cables and RS-485 bus lines



Key Commercial Data

Packing unit	1 STK
GTIN	 4 046356 514163
GTIN	4046356514163

Technical data

Dimensions

Max. cable diameter	8.4 mm
Min. cable diameter	7.6 mm
Width	16.8 mm
Height	34.8 mm
Length	72 mm

Ambient conditions

Ambient temperature (operation)	-20 °C ... 75 °C
Ambient temperature (storage/transport)	-25 °C ... 80 °C
Altitude	5000 m (For restrictions see manufacturer's declaration)
Degree of protection	IP40

General

Nominal voltage U_N	5 V
Nominal current I_N	100 mA
Bus system	PROFIBUS DP

D-SUB bus connector - SUBCON-PLUS-PROFIB/90/SC - 2313698

Technical data

General

Signal	PROFIBUS
Insertion/withdrawal cycles	> 200
Test voltage	50 V
SUBCON fixing screws	4-40 UNC
Tightening torque	0.4 Nm
Torque	1.2 Nm (Housing screw)
Housing material	ABS, metal-plated
Pin assignment	3, 5, 6, 8
MTTF	6706 Years (SN 29500 standard, temperature 25 °C, operating cycle 21 % (5 days a week, 8 hours a day))
	1817 Years (SN 29500 standard, temperature 40 °C, operating cycle 34.25 % (5 days a week, 12 hours a day))
	155 Years (SN 29500 standard, temperature 40 °C, operating cycle 100 % (7 days a week, 24 hours a day))

Connection data

Connection	D-SUB connection
Number of positions	9
Connection method	D-SUB connector
Termination resistor	390 Ω
	220 Ω
	390 Ω (Can be connected externally)
Connection	PCB connection
Connection method	Screw connection
Conductor cross section flexible min.	0.14 mm ²
Conductor cross section flexible max.	1 mm ²
Conductor cross section solid min.	0.14 mm ²
Conductor cross section solid max.	1.5 mm ²
Min. AWG conductor cross section, flexible	26
Max. AWG conductor cross section, flexible	18
Conductor cross section AWG min.	26
Conductor cross section AWG max.	16
Stripping length	5 mm
Tightening torque	0.4 Nm

Standards and Regulations

Free from substances that could impair the application of coating	according to P-VW 3.10.7 57 65 0 VW-AUDI-Seat central standard
Connection in acc. with standard	CUL
ATEX	# II 3 G Ex nA IIC T4 Gc X
Noxious gas test	ISA-S71.04-1985 G3 Harsh Group A

Environmental Product Compliance

REACH SVHC	Lead 7439-92-1
------------	----------------

D-SUB bus connector - SUBCON-PLUS-PROFIB/90/SC - 2313698

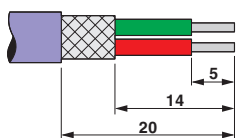
Technical data

Environmental Product Compliance

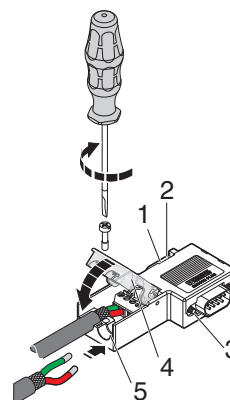
China RoHS	Environmentally Friendly Use Period = 50
	For details about hazardous substances go to tab "Downloads", Category "Manufacturer's declaration"

Drawings

Schematic diagram



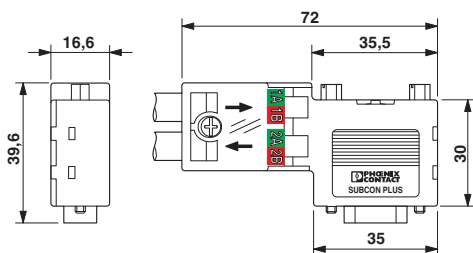
Schematic diagram



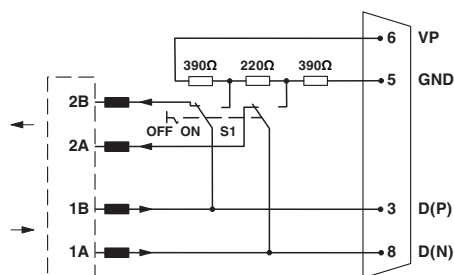
Stripping specifications

Connecting cables

Dimensional drawing



Circuit diagram



Functional diagram of the connector range SUBCON-PLUS-PROFIB/...

Approvals

Approvals

Approvals

CSA / UL Recognized / cUL Recognized / EAC / cULus Recognized

D-SUB bus connector - SUBCON-PLUS-PROFIB/90/SC - 2313698

Approvals

Ex Approvals

ATEX

Approval details

CSA		http://www.csagroup.org/services-industries/product-listing/	2437602
UL Recognized		http://database.ul.com/cgi-bin/XYV/template/LISEXT/1FRAME/index.htm	FILE E 238705
cUL Recognized		http://database.ul.com/cgi-bin/XYV/template/LISEXT/1FRAME/index.htm	FILE E 238705
EAC			EAC-Zulassung
cULus Recognized		http://database.ul.com/cgi-bin/XYV/template/LISEXT/1FRAME/index.htm	

Phoenix Contact 2018 © - all rights reserved
<http://www.phoenixcontact.com>

PHOENIX CONTACT GmbH & Co. KG
Flachsmarktstr. 8
32825 Blomberg
Germany
Tel. +49 5235 300
Fax +49 5235 3 41200
<http://www.phoenixcontact.com>