
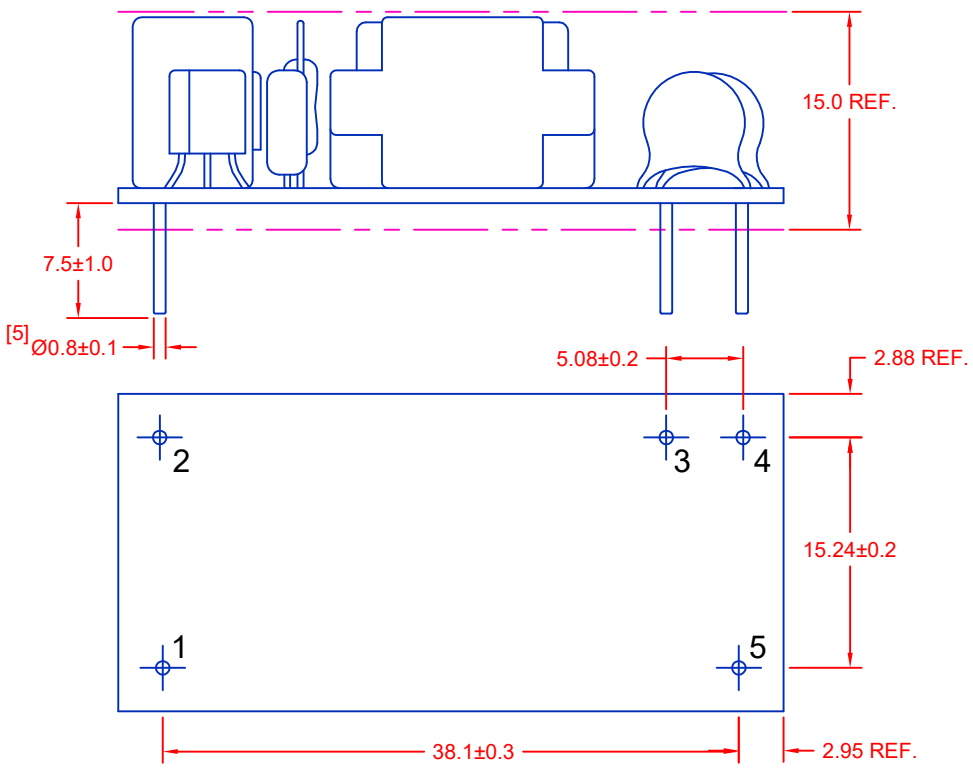
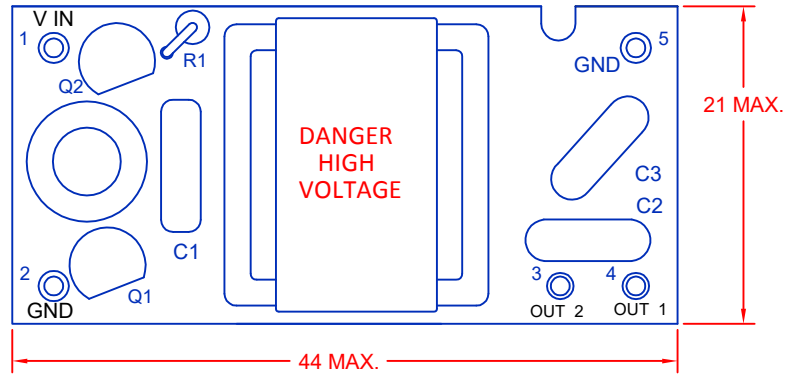


REV.	DESCRIPTION/ECO NO.	DATE
	RELEASED AS CAD	7/18/03
A	CHNG. COMPONENT LAYOUT	3/21/17



JKL PART NO.: BXA-601  
RoHS COMPLIANCE

 METRIC THIRD ANGLE PROJECTION	DIMENSIONS ARE IN MILLIMETERS TOLERANCE UNLESS OTHERWISE SPECIFIED 1 PL +/- 0.3 2 PL +/- ANGLE +/- 0	<b>JKL COMPONENTS CORPORATION</b>			
		TITLE <b>5V DUAL CCFL INVERTER</b>			
DRAWN BY L. WENGSTROM	APPVD BY L.R.	DATE 3/21/17	SIZE <b>A</b>	FSCM NO. <b>55335</b>	DRAWING NO. <b>BXA-601</b>
- CAD DRAWING - MANUAL REVISIONS NOT PERMITTED			SCALE NONE	RELEASED DATE 7/18/03	REVISION DATE 3/21/17
			REV. NO. <b>A</b>	SHEET 1 OF 2	

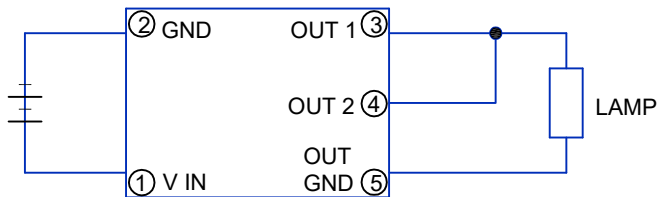


FIGURE 1

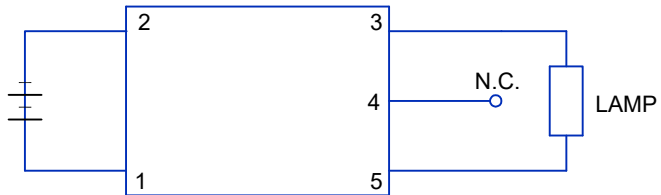


FIGURE 2

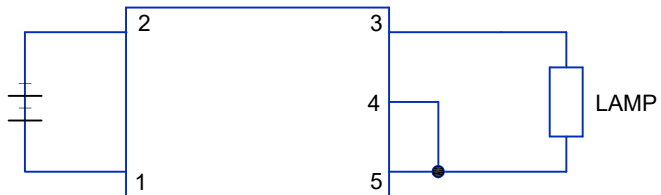


FIGURE 3

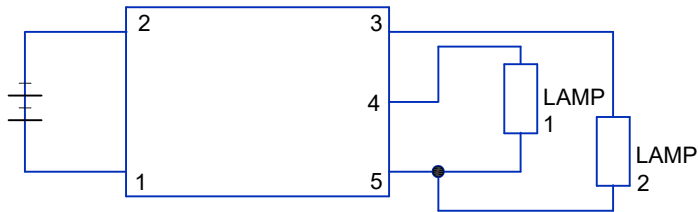


FIGURE 4

ABSOLUTE MAXIMUM RATINGS

PARAMETERS	SYMBOL	SPECIFICATIONS
INPUT VOLTAGE	$V_{in}$	$5V \pm 10\%$ TYP.
OUTPUT POWER	$P_o$	4.5W
TEMP. RANGE OPERATING	$T_a$	0 to 50°C
STORAGE	$T_s$	-20 TO 75°C
HUMIDITY	H	90% R.H.

ELECTRICAL CHARACTERISTICS

PARAMETERS	SYMBOL	CONDITIONS			APPLI-CATION	SPECIFICATIONS			UNIT				
		$V_{in}$ (V)	$T_a$ (°C)	$R_L$ (k $\Omega$ )		MIN.	TYP.	MAX.					
OUTPUT CURRENT	$I_{out}$	$5 \pm 1\%$	$23 \pm 5$	30	FIGURE 1	9	10	11	mArms				
INPUT CURRENT	$I_{in}$			$5 \pm 5\%$		0 ~ 50	22 ~ 38	---		0.75	1.20	Adc	
FREQUENCY	FL			---		---	---	---		30	---	kHz	
OPEN VOLTAGE	$V_{open}$			---		---	$\infty$	825		900	---	Vrms	
OUTPUT CURRENT	$I_{out}$	$5 \pm 1\%$	$23 \pm 5$	50	FIGURE 2	5.2	6	6.6	mArms				
INPUT CURRENT	$I_{in}$			$5 \pm 5\%$		0 ~ 50	37 ~ 63	---		0.48	---	Adc	
FREQUENCY	FL			---		---	---	---		35	---	kHz	
OPEN VOLTAGE	$V_{open}$			---		---	$\infty$	825		900	---	Vrms	
OUTPUT CURRENT	$I_{out}$	$5 \pm 1\%$	$23 \pm 5$	60	FIGURE 3	4.5	5	5.6	mArms				
INPUT CURRENT	$I_{in}$			$5 \pm 5\%$		0 ~ 50	45 ~ 75	---		0.42	---	Adc	
FREQUENCY	FL			---		---	---	---		30	---	kHz	
OPEN VOLTAGE	$V_{open}$			---		---	$\infty$	825		900	---	Vrms	
OUT PUT CURRENT	$I_{out 1}$ $I_{out 2}$	$5 \pm 1\%$	$23 \pm 5$	60	FIGURE 4	4.5	5	5.5	mArms				
	$I_{out 1}$ $I_{out 2}$					---	---	---		---	---	---	---
INPUT CURRENT	$I_{in}$					$5 \pm 5\%$	0 ~ 50	45 ~ 75		---	0.75	---	Adc
FREQUENCY	FL					---	---	---		---	30	---	kHz
OPEN VOLTAGE	$V_{open}$	---	---	$\infty$	---	825	900	---	Vrms				

<p>METRIC THIRD ANGLE PROJECTION</p>	<p>DIMENSIONS ARE IN MILLIMETERS TOLERANCE UNLESS OTHERWISE SPECIFIED 1 PL +/- 0.3 2 PL +/- ANGLE +/- 0</p>	<p><b>JKL COMPONENTS CORPORATION</b></p>			
		<p>TITLE <b>5V DUAL CCFL INVERTER</b></p>			
<p>DRAWN BY L. WENGSTROM</p>	<p>APPVD BY L.R.</p>	<p>DATE 3/21/17</p>	<p>SIZE <b>A</b></p>	<p>FSCM NO. <b>55335</b></p>	<p>DRAWING NO. <b>BXA-601</b></p>
<p>- CAD DRAWING - MANUAL REVISIONS NOT PERMITTED</p>			<p>SCALE <b>NONE</b></p>	<p>RELEASED DATE <b>7/18/03</b></p>	<p>REVISION DATE <b>3/21/17</b></p>
				<p>REV. NO. <b>A</b></p>	<p>SHEET <b>2</b> OF <b>2</b></p>