

Printed-circuit board connector - MC 1,5/ 3-STF-3,81 AU - 1845044

Please be informed that the data shown in this PDF Document is generated from our Online Catalog. Please find the complete data in the user's documentation. Our General Terms of Use for Downloads are valid (<http://phoenixcontact.com/download>)

Plug component, Nominal current: 8 A, Number of positions: 3, Pitch: 3.81 mm, Connection method: Screw connection, Color: green, Contact surface: Gold



Key commercial data

Packing unit	1 pc
Weight per Piece (excluding packing)	3.38 GRM
Custom tariff number	85366990
Country of origin	Germany

Technical data

Dimensions

Pitch	3.81 mm
Dimension a	7.62 mm

General

Range of articles	MC 1,5/...-STF
Rated voltage (III/3)	160 V
Connection in acc. with standard	EN-VDE
Nominal current I_N	8 A
Nominal cross section	1.5 mm ²
Number of positions	3

Connection data

Conductor cross section solid min.	0.14 mm ²
Conductor cross section solid max.	1.5 mm ²
Conductor cross section stranded min.	0.14 mm ²
Conductor cross section stranded max.	1.5 mm ²
Conductor cross section stranded, with ferrule without plastic sleeve min.	0.25 mm ²
Conductor cross section stranded, with ferrule without plastic sleeve max.	1.5 mm ²
Conductor cross section stranded, with ferrule with plastic sleeve min.	0.25 mm ²
Conductor cross section stranded, with ferrule with plastic sleeve max.	0.5 mm ²
Conductor cross section AWG/kcmil min.	28
Conductor cross section AWG/kcmil max	16

Printed-circuit board connector - MC 1,5/ 3-STF-3,81 AU - 1845044

Technical data

Connection data

2 conductors with same cross section, solid min.	0.08 mm ²
2 conductors with same cross section, solid max.	0.5 mm ²
2 conductors with same cross section, stranded min.	0.08 mm ²
2 conductors with same cross section, stranded max.	0.75 mm ²
2 conductors with same cross section, stranded, ferrules without plastic sleeve, min.	0.25 mm ²
2 conductors with same cross section, stranded, ferrules without plastic sleeve, max.	0.34 mm ²
2 conductors with same cross section, stranded, TWIN ferrules with plastic sleeve, min.	0.5 mm ²
2 conductors with same cross section, stranded, TWIN ferrules with plastic sleeve, max.	0.5 mm ²
Minimum AWG according to UL/CUL	30
Maximum AWG according to UL/CUL	14

Classifications

eCl@ss

eCl@ss 4.0	272607xx
eCl@ss 4.1	27260701
eCl@ss 5.0	27260701
eCl@ss 5.1	27260701
eCl@ss 6.0	27260704
eCl@ss 7.0	27440402
eCl@ss 8.0	27440309

ETIM

ETIM 3.0	EC001121
ETIM 4.0	EC002638
ETIM 5.0	EC002638

UNSPSC

UNSPSC 6.01	30211810
UNSPSC 7.0901	39121409
UNSPSC 11	39121409
UNSPSC 12.01	39121409
UNSPSC 13.2	39121409

Printed-circuit board connector - MC 1,5/ 3-STF-3,81 AU - 1845044

Approvals

Approvals


Approvals


CSA / UL Recognized / VDE Gutachten mit Fertigungsüberwachung / cUL Recognized / IEC60335-1 / IEC60335-2-15 / IEC60335-2-16 / IEC60335-2-17 / IEC60335-2-18 / IEC60335-2-19 / IEC60335-2-20 / IEC60335-2-21 / IEC60335-2-22 / IEC60335-2-23 / IEC60335-2-24 / IEC60335-2-25 / IEC60335-2-26 / IEC60335-2-27 / IEC60335-2-28 / IEC60335-2-29 / IEC60335-2-30 / IEC60335-2-31 / IEC60335-2-32 / IEC60335-2-33 / IEC60335-2-34 / IEC60335-2-35 / IEC60335-2-36 / IEC60335-2-37 / IEC60335-2-38 / IEC60335-2-39 / IEC60335-2-40 / IEC60335-2-41 / IEC60335-2-42 / IEC60335-2-43 / IEC60335-2-44 / IEC60335-2-45 / IEC60335-2-46 / IEC60335-2-47 / IEC60335-2-48 / IEC60335-2-49 / IEC60335-2-50 / IEC60335-2-51 / IEC60335-2-52 / IEC60335-2-53 / IEC60335-2-54 / IEC60335-2-55 / IEC60335-2-56 / IEC60335-2-57 / IEC60335-2-58 / IEC60335-2-59 / IEC60335-2-60 / IEC60335-2-61 / IEC60335-2-62 / IEC60335-2-63 / IEC60335-2-64 / IEC60335-2-65 / IEC60335-2-66 / IEC60335-2-67 / IEC60335-2-68 / IEC60335-2-69 / IEC60335-2-70 / IEC60335-2-71 / IEC60335-2-72 / IEC60335-2-73 / IEC60335-2-74 / IEC60335-2-75 / IEC60335-2-76 / IEC60335-2-77 / IEC60335-2-78 / IEC60335-2-79 / IEC60335-2-80 / IEC60335-2-81 / IEC60335-2-82 / IEC60335-2-83 / IEC60335-2-84 / IEC60335-2-85 / IEC60335-2-86 / IEC60335-2-87 / IEC60335-2-88 / IEC60335-2-89 / IEC60335-2-90 / IEC60335-2-91 / IEC60335-2-92 / IEC60335-2-93 / IEC60335-2-94 / IEC60335-2-95 / IEC60335-2-96 / IEC60335-2-97 / IEC60335-2-98 / IEC60335-2-99 / IEC60335-2-100


Ex Approvals

Approvals submitted

Approval details


CSA 		
	B	D
mm ² /AWG/kcmil	28-16	28-16
Nominal current I _N	8 A	8 A
Nominal voltage U _N	300 V	300 V

UL Recognized 		
	B	D
mm ² /AWG/kcmil	30-14	30-14
Nominal current I _N	8 A	8 A
Nominal voltage U _N	300 V	300 V


VDE Gutachten mit Fertigungsüberwachung 	
mm ² /AWG/kcmil	0.2-1.5
Nominal current I _N	8 A
Nominal voltage U _N	160 V

Printed-circuit board connector - MC 1,5/ 3-STF-3,81 AU - 1845044

Approvals


cUL Recognized 

	B	D
mm ² /AWG/kcmil	30-14	30-14
Nominal current I _N	8 A	8 A
Nominal voltage U _N	300 V	300 V

IECEE CB Scheme 

mm ² /AWG/kcmil	0.2-1.5
Nominal current I _N	8 A
Nominal voltage U _N	160 V

GOST 

GOST 

CCA

mm ² /AWG/kcmil	0.2-1.5
Nominal current I _N	8 A
Nominal voltage U _N	160 V

cULus Recognized 

Drawings

Printed-circuit board connector - MC 1,5/ 3-STF-3,81 AU - 1845044

Diagram

