

## PCB terminal block - PTSA 0,5/13-2,5-F - 1989858

Please be informed that the data shown in this PDF Document is generated from our Online Catalog. Please find the complete data in the user's documentation. Our General Terms of Use for Downloads are valid (<http://phoenixcontact.com/download>)

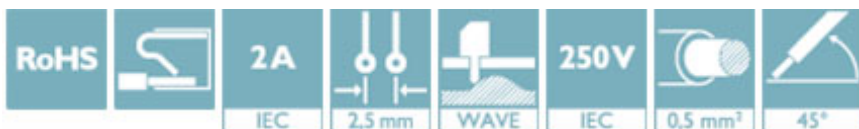


PCB terminal block, nominal current: 2 A, nom. voltage: 250 V, pitch: 2.5 mm, number of positions: 13, connection method: Push-in spring connection, mounting: Wave soldering, conductor/PCB connection direction: 45 °, color: green. Soldering legs in front area, one-rowed

The figure shows a 10-position version of the product

### Why buy this product

- Time saving push-in connection, tools not required
- Defined contact force ensures that contact remains stable over the long term
- Angled connection enables multi-row arrangement on the PCB



### Key Commercial Data

Packing unit	50 STK
GTIN	
GTIN	4017918973452

### Technical data

#### Dimensions

Length [ l ]	12 mm
Pitch	2.5 mm
Dimension a	30 mm
Width [ w ]	34 mm
Constructional height	13.1 mm
Height [ h ]	16.7 mm
Solder pin [P]	3.6 mm
Pin dimensions	0,4 x 0,75 mm
Pin spacing	2.5 mm
Hole diameter	1 mm

#### General

# PCB terminal block - PTSA 0,5/13-2,5-F - 1989858

## Technical data

### General

Range of articles	PTSA 0,5
Rated surge voltage (III/3)	2.5 kV
Rated surge voltage (III/2)	2.5 kV
Rated surge voltage (II/2)	2.5 kV
Rated voltage (III/3)	63 V
Rated voltage (III/2)	250 V
Rated voltage (II/2)	320 V
Connection in acc. with standard	EN-VDE
Nominal current $I_N$	2 A
Nominal cross section	0.5 mm <sup>2</sup>
Maximum load current	2 A
Insulating material	PA
Stripping length	9 mm
Number of positions	13

### Connection data

Conductor cross section solid min.	0.14 mm <sup>2</sup>
Conductor cross section solid max.	0.5 mm <sup>2</sup>
Conductor cross section flexible min.	0.2 mm <sup>2</sup>
Conductor cross section flexible max.	0.5 mm <sup>2</sup>
Conductor cross section AWG min.	24
Conductor cross section AWG max.	20

### Standards and Regulations

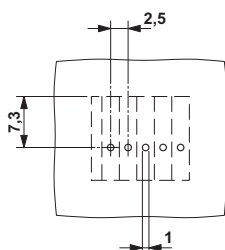
Connection in acc. with standard	EN-VDE
	CUL

### Environmental Product Compliance

China RoHS	Environmentally friendly use period: unlimited = EFUP-e
	No hazardous substances above threshold values

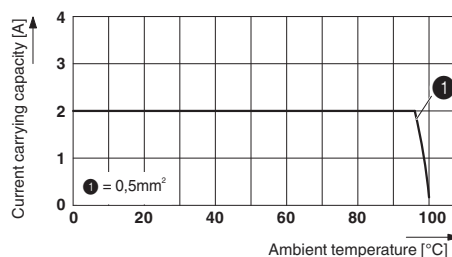
## Drawings

Drilling diagram



The figure shows the 5-pos. version

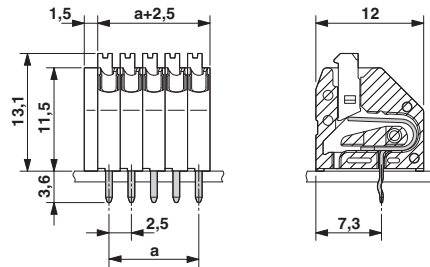
Diagram



Derating diagram for 5 pins;reduction factor=1

# PCB terminal block - PTSA 0,5/13-2,5-F - 1989858

Dimensional drawing



The figure shows the 5-pos. version

## Approvals

### Approvals

#### Approvals

VDE Gutachten mit Fertigungsüberwachung / CCA / EAC / cULus Recognized

#### Ex Approvals

## Approval details


VDE Gutachten mit Fertigungsüberwachung		<a href="http://www2.vde.com/de/Institut/Online-Service/VDE-gepruefteProdukte/Seiten/Online-Suche.aspx">http://www2.vde.com/de/Institut/Online-Service/VDE-gepruefteProdukte/Seiten/Online-Suche.aspx</a>	40013932
Nominal voltage UN	130 V		
Nominal current IN	2 A		
mm <sup>2</sup> /AWG/kcmil	0.5		

CCA	CCA/DE1 34204
Nominal current IN	2 A
mm <sup>2</sup> /AWG/kcmil	0.5

EAC		B.01742
-----	--	---------

## PCB terminal block - PTSA 0,5/13-2,5-F - 1989858

### Approvals

cULus Recognized		<a href="http://database.ul.com/cgi-bin/XYV/template/LISEXT/1FRAME/index.htm">http://database.ul.com/cgi-bin/XYV/template/LISEXT/1FRAME/index.htm</a> E60425-20030527
	D	B
Nominal voltage UN	300 V	150 V
Nominal current IN	2 A	2 A
mm <sup>2</sup> /AWG/kcmil	26-20	26-20

Phoenix Contact 2018 © - all rights reserved  
<http://www.phoenixcontact.com>

PHOENIX CONTACT GmbH & Co. KG  
Flachsmarktstr. 8  
32825 Blomberg  
Germany  
Tel. +49 5235 300  
Fax +49 5235 3 41200  
<http://www.phoenixcontact.com>