

## Single relay - REL-OR- 24DC/3X21 - 2834274

Please be informed that the data shown in this PDF Document is generated from our Online Catalog. Please find the complete data in the user's documentation. Our General Terms of Use for Downloads are valid (<http://phoenixcontact.com/download>)




Pluggable octal relay with power contacts, 3 PDT, test button, mechanical switching position indication, coil voltage 24 V DC

### Why buy this product

- Extremely rugged design
- With detectable manual operation
- Mechanical switch position indicator

RoHS

### Key Commercial Data

Packing unit	10 STK
GTIN	 4 017918 941772
GTIN	4017918941772

### Technical data

#### Dimensions

Width	34.5 mm
Height	34.5 mm
Depth	52.5 mm

#### Ambient conditions

Ambient temperature (operation)	-40 °C ... 60 °C
Ambient temperature (storage/transport)	-40 °C ... 60 °C

#### Coil side

Nominal input voltage $U_N$	24 V DC
Input voltage range in reference to $U_N$	0.8 ... 1.1
Typical input current at $U_N$	56 mA
Typical response time	12 ms
Typical release time	6 ms

# Single relay - REL-OR- 24DC/3X21 - 2834274

## Technical data

### Coil side

Coil resistance	430 Ω ±15 % (at 20 °C)
Power dissipation for nominal condition	1.34 W

### Contact side

Contact type	3 PDTs
Type of switch contact	Single contact
Contact material	AgSnIn
Maximum switching voltage	250 V AC/DC
Minimum switching voltage	1 V
Min. switching current	10 mA
Maximum inrush current	on request
Limiting continuous current	10 A (N/O contact)
	5 A (N/C contact)
Interrupting rating (ohmic load) max.	2500 VA (for 250 V AC)

### General

Test voltage relay winding/relay contact	2.5 kV AC (50 Hz, 1 min.)
Test voltage relay contact/relay contact	2.5 kV AC (50 Hz, 1 min.)
Operating mode	100% operating factor
Degree of protection	RT I
Mechanical service life	10x 10 <sup>6</sup> cycles
Mounting position	any
Assembly instructions	On relay base PR3

### Standards and Regulations

Connection in acc. with standard	CUL
Standards/regulations	IEC 60664
Degree of pollution	3
Overvoltage category	II

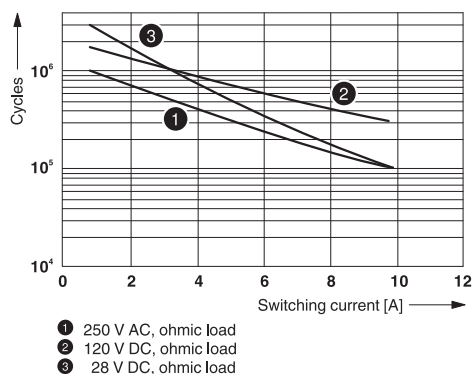
### Environmental Product Compliance

China RoHS	Environmentally Friendly Use Period = 50
	For details about hazardous substances go to tab "Downloads", Category "Manufacturer's declaration"

### Drawings

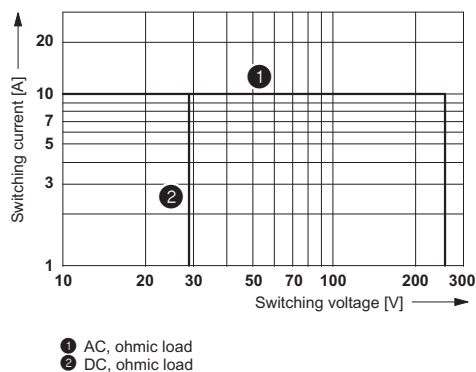
# Single relay - REL-OR- 24DC/3X21 - 2834274

Diagram



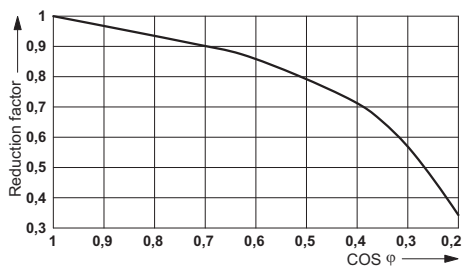
Electrical service life

Diagram



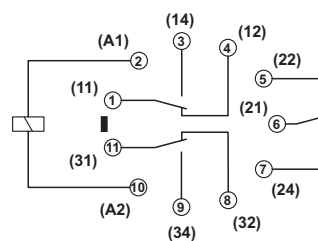
Interrupting rating

Diagram



Service life reduction factor with various cos phi

Circuit diagram



## Approvals

Approvals

Approvals

UL Recognized / cUL Recognized / EAC / cULus Recognized

Ex Approvals

Approval details

UL Recognized





<http://database.ul.com/cgi-bin/XYV/template/LISEXT/1FRAME/index.htm>


FILE E 172140

## Single relay - REL-OR- 24DC/3X21 - 2834274

### Approvals

cUL Recognized		<a href="http://database.ul.com/cgi-bin/XYV/template/LISEXT/1FRAME/index.htm">http://database.ul.com/cgi-bin/XYV/template/LISEXT/1FRAME/index.htm</a>	FILE E 172140
----------------	---	---	---------------

EAC			RU C- DE.A*30.B.01082
-----	---	--	--------------------------

cULus Recognized		<a href="http://database.ul.com/cgi-bin/XYV/template/LISEXT/1FRAME/index.htm">http://database.ul.com/cgi-bin/XYV/template/LISEXT/1FRAME/index.htm</a>	
------------------	---	---	--

Phoenix Contact 2018 © - all rights reserved  
<http://www.phoenixcontact.com>

PHOENIX CONTACT GmbH & Co. KG  
Flachsmarktstr. 8  
32825 Blomberg  
Germany  
Tel. +49 5235 300  
Fax +49 5235 3 41200  
<http://www.phoenixcontact.com>