

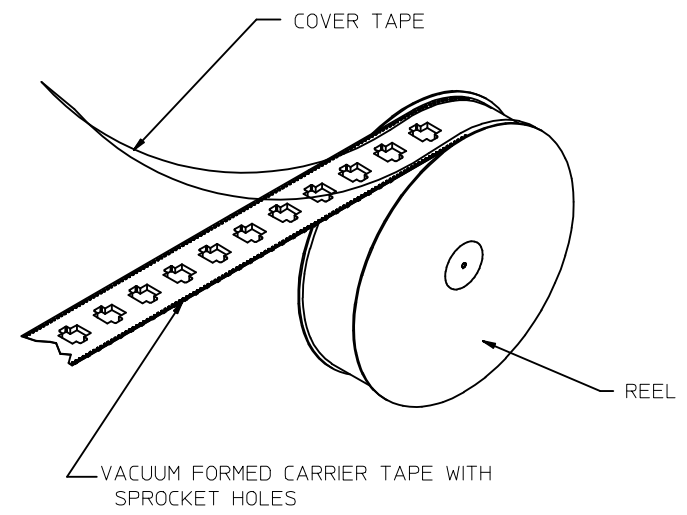
- NOTES:
- MATERIAL:
HOUSING & INSULATOR: NYLON(IPA), GLASS FILLED, UL94V-0, COLOR: BLACK
TERMINALS: PHOSPHOR BRONZE, .012/(0.30) THICK
FITTING NAILS: BRASS, .010/(0.25) THICK
 - FINISH:
TERMINALS:
A = SELECT GOLD IN CONTACT AREA: .000050/(0.00127) MIN.,
SELECT MATTE TIN IN PC TAIL AREA: .000100/(0.00254) MIN.,
WITH OVERALL NICKEL UNDERPLATE: .000050/(0.00127) MIN.
B = SELECT GOLD IN CONTACT AREA: .000030/(0.00076) MIN.,
SELECT MATTE TIN IN PC TAIL AREA: .000100/(0.00254) MIN.,
WITH OVERALL NICKEL UNDERPLATE: .000050/(0.00127) MIN.
C = SELECT GOLD IN CONTACT AREA: .000015/(0.00038) MIN.,
SELECT MATTE TIN IN PC TAIL AREA: .000100/(0.00254) MIN.,
WITH OVERALL NICKEL UNDERPLATE: .000050/(0.00127) MIN.
 - FITTING NAILS:
100 MICRONS MATTE TIN OVER 50 MICRONS NICKEL UNDERPLATE
 - PRODUCT SPECIFICATION AND PROCESSING PARAMETERS: PS-43743-0001.
 - PACKAGING SPECIFICATION:
CONNECTOR ASSEMBLIES TO BE PACKAGED USING TAPE & REEL SYSTEM.
 - COPLANARITY SPECIFICATION:
WHEN AN ASSEMBLY IS PLACED UPON A LEVEL SURFACE, THE MAXIMUM GAP BETWEEN THE LEVEL SURFACE AND ALL TERMINAL TAILS AND BOTH FITTING NAILS IS .006/(0.15).
 - FOR ASSEMBLIES HAVING VOIDED CIRCUITS, THE TAIL PORTION IS CUT AND REMOVED. THE MATING PORTION OF THE TERMINAL REMAINS INTACT. VOIDED CIRCUITS MUST BE THE SAME FOR BOTH PARTS.
 - CONFORMS TO FCC REGULATION PART 68.5 FOR MODULAR JACKS.

PC BOARD LAYOUT FOR 8 POSITION HOUSING (COMPONENT SIDE OF BOARD)

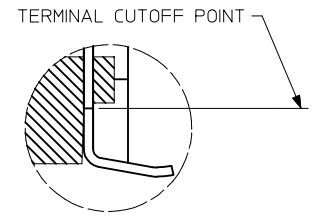
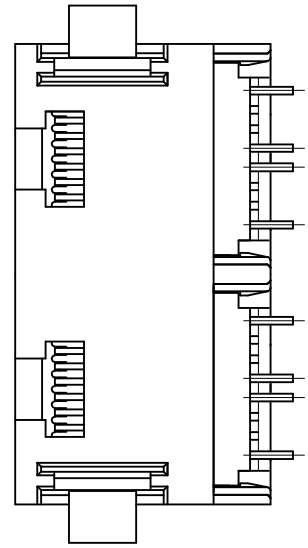
PC BOARD LAYOUT FOR 6 POSITION HOUSING (COMPONENT SIDE OF BOARD)

CORRECT NOTE # IEC NO: UCP2013-4879 DR: WANGUYEN CHKD: JELL APPR: FSMITH 2013/05/31 2013/05/31 2013/06/07	QUALITY SYMBOLS ▽=0 ▽=0 ▽=0	GENERAL TOLERANCES (UNLESS SPECIFIED)		DIMENSION STYLE IN/MM		SCALE 2:1	DESIGN UNITS INCH	THIRD ANGLE PROJECTION		
		4 PLACES ± --- ± ---	mm INCH	DRAWN BY PEARSON	DATE 01/07/97	TITLE 4, 6 & 8 CIRCUIT DUAL PORT SMT MODJACK				
		3 PLACES ± --- ± .010	± .010	CHECKED BY MUELLER	DATE 01/07/97	MATERIAL NO. SEE CHART				
		2 PLACES ± .25 ± .015	± .015	APPROVED BY FSMITH	DATE 2012/10/12	DOCUMENT NO. SD-43841-001				
ANGULAR ±1/2°		DRAFT WHERE APPLICABLE MUST REMAIN WITHIN DIMENSIONS		SHEET NO. 1 OF 2		THIS DRAWING CONTAINS INFORMATION THAT IS PROPRIETARY TO MOLEX INCORPORATED AND SHOULD NOT BE USED WITHOUT WRITTEN PERMISSION				

	13	12	11	10	9	8	7	6	5	4	3	2	1
	ASSEMBLY ITEM NO.	CONNECTOR SIZE	CIRCUIT SIZE	TERMINAL PLATING	TAPE & REEL PACKAGING NO.	VOIDED CIRCUITS							
J	43841-0001	8	4	A	PK-70873-7004	NA							
	43841-0002	8	6	A	PK-70873-7004	↑ ↓							
	43841-0003	8	8	A	PK-70873-7004								
I	43841-0004	6	4	A	PK-70873-7003								
	43841-0005	6	6	A	PK-70873-7003								
	43841-0006	8	4	B	PK-70873-7004								
H	43841-0007	8	6	B	PK-70873-7004								
	43841-0008	8	8	B	PK-70873-7004								
	43841-0009	6	4	B	PK-70873-7003								
	43841-0010	6	6	B	PK-70873-7003								
G	43841-0011	8	4	C	PK-70873-7004								
	43841-0012	8	6	C	PK-70873-7004								
	43841-0013	8	8	C	PK-70873-7004								
F	43841-0014	6	4	C	PK-70873-7003								
	43841-0015	6	6	C	PK-70873-7003								
	43841-0016	6	2	A	PK-70873-7003								
	43841-0017	6	2	B	PK-70873-7003								
E	43841-0018	6	2	C	PK-70873-7003		NA						



TAPE AND REEL PACKAGING



VIEW SHOWING TYPICAL TERMINAL CUTOFF OF TAIL (SEE NOTE 6) FOR VOIDED CIRCUITS.

TYPICAL VIEW SHOWING VOIDED CIRCUIT (CIRCUITS 2,3,6,7 SHOWN VOIDED)

HOUSING SIZE	CIRCUIT SIZE	DIM. A
6	6	.250 (6.35)
6	4	.150 (3.81)
6	2	.050 (1.27)
8	8	.350 (8.89)
8	6	.250 (6.35)
8	4	.150 (3.81)

SEE SHEET ONE EC NO: UCP2013-4879 DRAWN: NGUYEN 2013/05/31 CHKD: J.BELL 2013/05/31 APPR: F.SMITH 2013/06/07	QUALITY SYMBOLS ▽=0 ▽=0 ▽=0	GENERAL TOLERANCES (UNLESS SPECIFIED)		DIMENSION STYLE IN/MM		SCALE 2:1	DESIGN UNITS INCH	THIRD ANGLE PROJECTION			
		4 PLACES ± --- ± ---	3 PLACES ± --- ± .010	2 PLACES ± 0.25 ± .015	1 PLACE ± .38 ± ---	0 PLACE ± --- ± ---	DRAWN BY PEARSON	DATE 01/07/97	TITLE 4, 6 & 8 CIRCUIT DUAL PORT SMT MODJACK		
		ANGULAR ±1/2°					CHECKED BY MUELLER	DATE 01/07/97			
		DRAFT WHERE APPLICABLE MUST REMAIN WITHIN DIMENSIONS					APPROVED BY FSMITH	DATE 2012/10/12	MATERIAL NO. SEE CHART		
REV G4		DOCUMENT NO. SD-43841-001			SHEET NO. 2 OF 2		THIS DRAWING CONTAINS INFORMATION THAT IS PROPRIETARY TO MOLEX INCORPORATED AND SHOULD NOT BE USED WITHOUT WRITTEN PERMISSION				