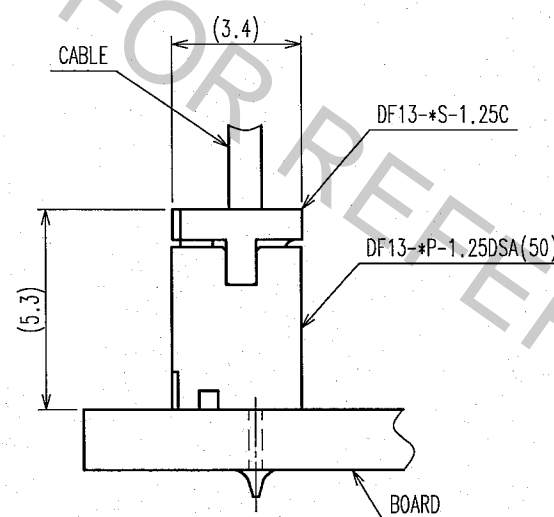


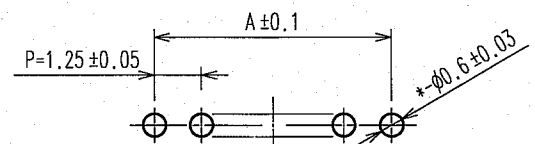
COUNT	DESCRIPTION OF REVISIONS	BY	CHKD	DATE	COUNT	DESCRIPTION OF REVISIONS	BY	CHKD	DATE
△					△				
△					△				
△					△				

PART No.	CODE No.	NUMBER OF CONTACTS	A	B	C
DF13- 2P-1.25DSA(50)	CL536-0101-9-50	2	1.25	3.15	4.15
DF13- 3P-1.25DSA(50)	CL536-0102-1-50	3	2.5	4.4	5.4
DF13- 4P-1.25DSA(50)	CL536-0103-4-50	4	3.75	5.65	6.65
DF13- 5P-1.25DSA(50)	CL536-0104-7-50	5	5	6.9	7.9
DF13- 6P-1.25DSA(50)	CL536-0105-0-50	6	6.25	8.15	9.15
DF13- 7P-1.25DSA(50)	CL536-0106-2-50	7	7.5	9.4	10.4
DF13- 8P-1.25DSA(50)	CL536-0107-5-50	8	8.75	10.65	11.65
DF13- 9P-1.25DSA(50)	CL536-0108-8-50	9	10	11.9	12.9
DF13-10P-1.25DSA(50)	CL536-0109-0-50	10	11.25	13.15	14.15
DF13-11P-1.25DSA(50)	CL536-0110-0-50	11	12.5	14.4	15.4
DF13-12P-1.25DSA(50)	CL536-0111-2-50	12	13.75	15.65	16.65
DF13-13P-1.25DSA(50)	CL536-0112-5-50	13	15	16.9	17.9
DF13-14P-1.25DSA(50)	CL536-0113-8-50	14	16.25	18.15	19.15
DF13-15P-1.25DSA(50)	CL536-0114-0-50	15	17.5	19.4	20.4

2 APPLICATION FIGURE



3 RECOMMENDED PATTERN



2	BRASS	SURFACE: GOLD PLATED 0.2μm min UNDER PLATING: NICKEL PLATED 0.5μm min	4	STYRENIC-BASED ELASTOMERS	STOPPER, GREEN
1	POLYAMIDE	BEIGE (NATURAL), UL94V-0	3	PS	ELECTROSTATIC PROTECTION, CLEAR
NO.	MATERIAL	FINISH, REMARKS	NO.	MATERIAL	FINISH, REMARKS

CODE NO. (OLD)	DRAWN	DESIGNED	CHECKED	APPROVED	RELEASED
	A.Miura '07.02.22	T.KUMAGAWA '07.02.23	H.UMEHARA '07.02.23	J. Ono '07.02.23	

SCALE 5 : 1	DRAWING NO. EDC3-083673-02	PART NO. DF13-*P-1.25DSA(50)
UNITS mm	HRS HIROSE ELECTRIC CO., LTD	CODE NO. CL536-

1 WHEN THIS CONNECTOR HAS TWO OR THREE CONTACTS, THE LOCK OF CONNECTOR SHALL BE SET AT THE CENTER OF HOUSING. IN CASE THAT THE NUMBER OF CONTACTS IS MORE THAN FOUR, THE TWO LOCKS SHALL BE SET IN ACCORDANCE WITH THE DRAWINGS.

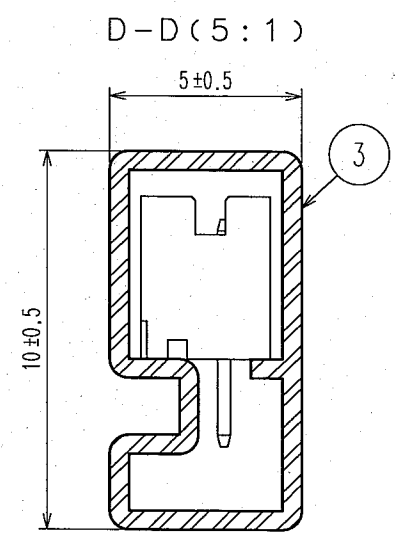
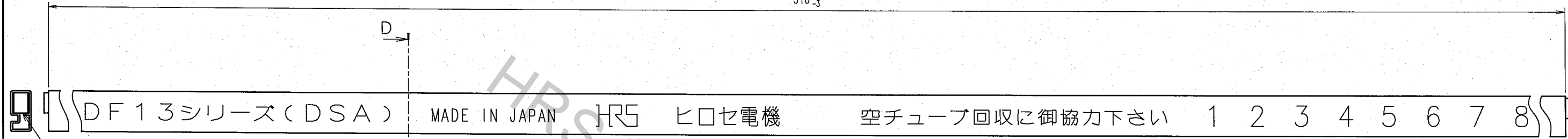
2 WHEN THIS CONNECTOR MATES WITH DF13-\*S-1.25C, THE MATING LENGTH IS 5.3mm.

3 RECOMMENDED DIP POST DIA. : φ 0.6±0.03

TO

Apr.1.2017 Copyright 2017 HIROSE ELECTRIC CO., LTD. All Rights Reserved.

5			6			7			8					
COUNT	DESCRIPTION OF REVISIONS	BY	CHKD	DATE	COUNT	DESCRIPTION OF REVISIONS	BY	CHKD	DATE	COUNT	DESCRIPTION OF REVISIONS	BY	CHKD	DATE
△				..	△				..					..
△				..	△				..					..
△				..	△				..					..



PART No.	CODE No.	NUMBER OF CONTACTS	QUANTITY OF CONNECTORS
DF13- 2P-1.25DSA(50)	CL536-0101-9-50	2	115
DF13- 3P-1.25DSA(50)	CL536-0102-1-50	3	89
DF13- 4P-1.25DSA(50)	CL536-0103-4-50	4	72
DF13- 5P-1.25DSA(50)	CL536-0104-7-50	5	61
DF13- 6P-1.25DSA(50)	CL536-0105-0-50	6	52
DF13- 7P-1.25DSA(50)	CL536-0106-2-50	7	46
DF13- 8P-1.25DSA(50)	CL536-0107-5-50	8	41
DF13- 9P-1.25DSA(50)	CL536-0108-8-50	9	37
DF13-10P-1.25DSA(50)	CL536-0109-0-50	10	34
DF13-11P-1.25DSA(50)	CL536-0110-0-50	11	31
DF13-12P-1.25DSA(50)	CL536-0111-2-50	12	29
DF13-13P-1.25DSA(50)	CL536-0112-5-50	13	27
DF13-14P-1.25DSA(50)	CL536-0113-8-50	14	25
DF13-15P-1.25DSA(50)	CL536-0114-0-50	15	23

NOTE4. MINIMUM UNIT OF PURCHASE SHALL BE THE QUANTITY OF CONNECTORS IN TUBE.

NO.	MATERIAL	FINISH, REMARKS	NO.	MATERIAL	FINISH, REMARKS
CODE NO. (OLD)			DRAWN	DESIGNED	CHECKED
			A.Miura	T.Kumazawa	H.Umehara
			'07.02.22	'07.02.23	'07.02.23
DRAWING NO.			PART NO.		
EDC3-083673-02			DF13-*P-1.25DSA(50)		
SCALE			CODE NO.		
FREE			CL536-		
UNITS			2		
mm			HRS HIROSE ELECTRIC CO., LTD		

TO