

Contact insert - VS-PSC 1,5/5-M - 1688825

Please be informed that the data shown in this PDF Document is generated from our Online Catalog. Please find the complete data in the user's documentation. Our General Terms of Use for Downloads are valid (<http://download.phoenixcontact.com>)

POWER-SUBCON header, for mounting side, 5-pos., shielded, green, for wall thicknesses up to 2.0 or 4.5 mm, with spacer pin SW 5L5/4-40 UNC-M 3 x 8



Key commercial data

Packing unit	1 pc
Minimum order quantity	10 pc
Weight per Piece (excluding packing)	8.08 GRM
Custom tariff number	85366990
Country of origin	Poland

Technical data

Mechanical characteristics

Number of positions	5
Insertion/withdrawal cycles	≥ 100
Connection method	Printed circuit connection
Conductor cross section	0.14 mm ² ... 1.5 mm ²
Connection cross section AWG	28 ... 16

Ambient conditions

Ambient temperature (operation)	-20 °C ... 80 °C
---------------------------------	------------------

Material data

Inflammability class according to UL 94	V0
Contact carrier material	PA
Contact material	Copper alloy
Contact surface material	Tin-plated

Electrical characteristics

Contact insert - VS-PSC 1,5/5-M - 1688825

Technical data

Electrical characteristics

Rated voltage (III/3)	250 V
Rated surge voltage	4 kV
Rated current	8 A
Insulation resistance	1 TΩ

Classifications

eCl@ss

eCl@ss 4.0	27140816
eCl@ss 4.1	27260701
eCl@ss 5.0	27260701
eCl@ss 5.1	27260701
eCl@ss 6.0	27260705
eCl@ss 7.0	27440309
eCl@ss 8.0	27440309

ETIM

ETIM 2.0	EC000438
ETIM 3.0	EC000438
ETIM 4.0	EC000438
ETIM 5.0	EC000438

UNSPSC

UNSPSC 6.01	30211923
UNSPSC 7.0901	39121522
UNSPSC 11	39121522
UNSPSC 12.01	39121522
UNSPSC 13.2	39121522

Approvals

Approvals

Approvals

GOST


Ex Approvals

Contact insert - VS-PSC 1,5/5-M - 1688825

Approvals

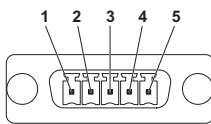
Approvals submitted

Approval details

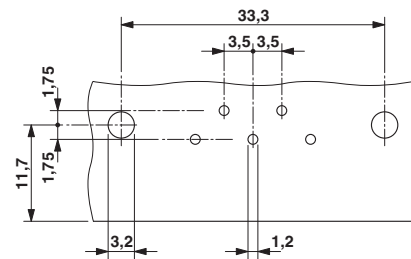


Drawings

Schematic diagram

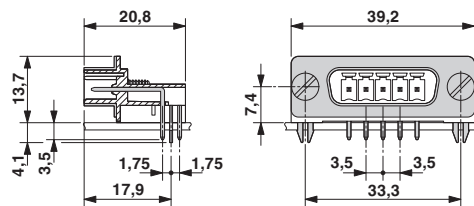


Drilling diagram



Drilling diagram

Dimensioned drawing



POWER SUBCON contact insert