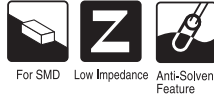


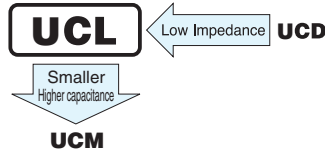
# ALUMINUM ELECTROLYTIC CAPACITORS

## UCL

Chip Type, Low Impedance



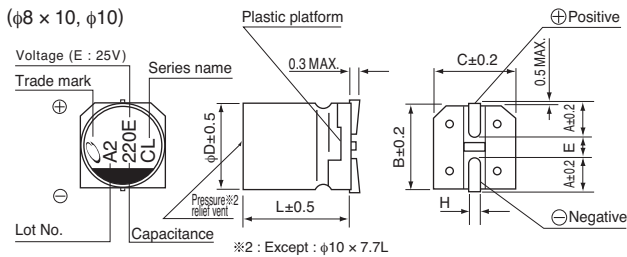
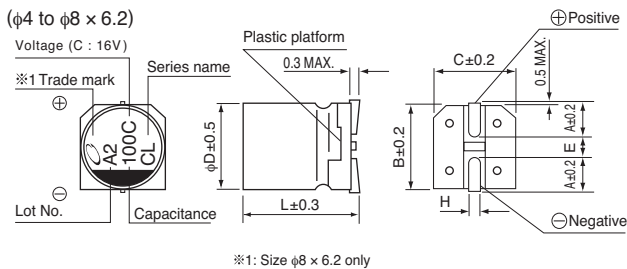
- Chip type, low impedance, temperature range up to +105°C.
- Applicable to automatic mounting machine fed with carrier tape.
- Compliant to the RoHS directive (2011/65/EU).



### Specifications

Item	Performance Characteristics						
Category Temperature Range	- 55 to +105°C						
Rated Voltage Range	6.3 to 50V						
Rated Capacitance Range	10 to 2200μF						
Capacitance Tolerance	± 20% at 120Hz, 20°C						
Leakage Current	After 2 minutes' application of rated voltage, leakage current is not more than 0.01 CV or 3 (μA), whichever is greater.						
Tangent of loss angle (tan δ)	Measurement frequency : 120Hz at 20°C						
	Rated voltage (V)	6.3	10	16	25	35	50
Stability at Low Temperature	Measurement frequency : 120Hz						
	Rated voltage (V)	6.3	10	16	25	35	50
	Impedance ratio Z-25°C / Z+20°C	2	2	2	2	2	2
	tan δ (MAX.)	0.26	0.19	0.16	0.14	0.12	0.10
Endurance	The specifications listed at right shall be met when the capacitors are restored to 20°C after the rated voltage is applied for 2000 hours at 105°C.		Capacitance Change		Within ± 30% of the initial capacitance value		
			tan δ		200% or less than the initial specified value		
			Leakage current		Less than or equal to the initial specified value		
Shelf Life	After storing the capacitors under no load at 105°C for 1000 hours and then performing voltage treatment based on JIS C 5101-4 clause 4.1 at 20°C, they shall meet the specified values for the endurance characteristics listed above.						
Resistance to soldering heat	The capacitors are kept on a hot plate for 30 seconds, which is maintained at 250°C. The capacitors shall meet the characteristic requirements listed at right when they are removed from the plate and restored to 20°C .		Capacitance Change		Within ± 10% of the initial capacitance value		
			tan δ		Less than or equal to the initial specified value		
			Leakage current		Less than or equal to the initial specified value		
Marking	Black print on the case top.						

### Chip Type

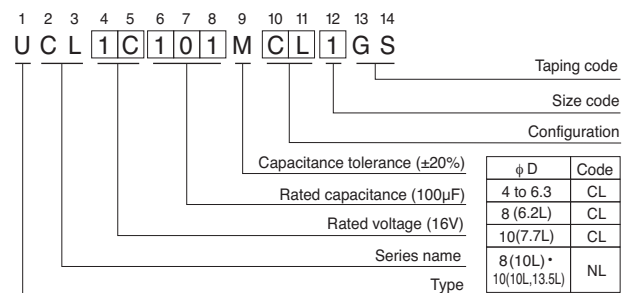


#### Voltage

V	6.3	10	16	25	35	50
Code	j	A	C	E	V	H

• Dimension table in next page.

### Type numbering system (Example : 16V 100μF)



φD × L	4 × 5.8	5 × 5.8	6.3 × 5.8	6.3 × 7.7	8 × 6.2	8 × 10	10 × 7.7	10 × 10	10 × 13.5
A	1.8	2.1	2.4	2.4	3.3	2.9	3.2	3.2	3.2
B	4.3	5.3	6.6	6.6	8.3	8.3	10.3	10.3	10.3
C	4.3	5.3	6.6	6.6	8.3	8.3	10.3	10.3	10.3
E	1.0	1.3	2.2	2.2	2.3	3.1	4.5	4.5	4.5
L	5.8	5.8	5.8	7.7	6.2	10	7.7	10	13.5
H	0.5 to 0.8	0.5 to 0.8	0.5 to 0.8	0.5 to 0.8	0.5 to 0.8	0.8 to 1.1	0.8 to 1.1	0.8 to 1.1	0.8 to 1.1

