

PCB terminal block - MKDSD 2,5/ 5-5,08 BK - 1717770

Please be informed that the data shown in this PDF Document is generated from our Online Catalog. Please find the complete data in the user's documentation. Our General Terms of Use for Downloads are valid (<http://phoenixcontact.com/download>)

PCB terminal block, Nominal current: 24 A, Nom. voltage: 400 V, Pitch: 5.08 mm, Number of positions: 5, Connection method: Screw connection, Mounting: Soldering, Conductor/PCB connection direction: 0 °, Color: black

Key commercial data

Packing unit	1 pc
Minimum order quantity	50 pc
Weight per Piece (excluding packing)	11.13 GRM
Custom tariff number	85369010
Country of origin	Poland

Technical data

Dimensions

Length	11.62 mm
Pitch	5.08 mm
Dimension a	20.32 mm
Pin dimensions	1,1 x 0,8 mm
Hole diameter	1.4 mm

General

Range of articles	MKDSD 2,5
Rated surge voltage (III/3)	4 kV
Rated surge voltage (III/2)	4 kV
Rated surge voltage (II/2)	4 kV
Rated voltage (III/3)	250 V
Rated voltage (III/2)	400 V
Rated voltage (II/2)	630 V
Connection in acc. with standard	EN-VDE
Nominal current I_N	24 A
Nominal cross section	2.5 mm ²
Solder pin surface	Sn
Internal cylindrical gage	A3
Stripping length	8 mm
Number of positions	5
Screw thread	M3

PCB terminal block - MKDSD 2,5/ 5-5,08 BK - 1717770

Technical data

General

Tightening torque, min	0.5 Nm
Tightening torque max	0.6 Nm

Connection data

Conductor cross section AWG/kcmil min.	26
Conductor cross section AWG/kcmil max	14
2 conductors with same cross section, solid min.	0.14 mm ²
2 conductors with same cross section, solid max.	0.75 mm ²
2 conductors with same cross section, stranded min.	0.14 mm ²
2 conductors with same cross section, stranded max.	0.75 mm ²
2 conductors with same cross section, stranded, ferrules without plastic sleeve, min.	0.25 mm ²
2 conductors with same cross section, stranded, ferrules without plastic sleeve, max.	0.75 mm ²
2 conductors with same cross section, stranded, TWIN ferrules with plastic sleeve, min.	0.5 mm ²
2 conductors with same cross section, stranded, TWIN ferrules with plastic sleeve, max.	1.5 mm ²
Minimum AWG according to UL/CUL	30
Maximum AWG according to UL/CUL	12

Classifications

eCl@ss

eCl@ss 4.0	27141109
eCl@ss 4.1	27141109
eCl@ss 5.0	27141190
eCl@ss 5.1	27141190
eCl@ss 6.0	27261101
eCl@ss 7.0	27440401
eCl@ss 8.0	27440401

ETIM

ETIM 3.0	EC001121
ETIM 4.0	EC002643
ETIM 5.0	EC002643

UNSPSC

UNSPSC 6.01	30211801
UNSPSC 7.0901	39121432

PCB terminal block - MKDSD 2,5/ 5-5,08 BK - 1717770

Classifications

UNSPSC

UNSPSC 11	39121432
UNSPSC 12.01	39121432
UNSPSC 13.2	39121432

Approvals

Approvals


Approvals


CSA / UL Recognized / SEV / cUL Recognized / CCA / GOST / GOST / cULus Recognized

Ex Approvals

Approvals submitted

Approval details


CSA 			
		B	D
	mm ² /AWG/kcmil	28-12	28-12
	Nominal current I _N	10 A	10 A
	Nominal voltage U _N	300 V	300 V

UL Recognized 			
		B	D
	mm ² /AWG/kcmil	30-12	30-12
	Nominal current I _N	20 A	10 A
	Nominal voltage U _N	300 V	300 V


PCB terminal block - MKDSD 2,5/ 5-5,08 BK - 1717770


Approvals

SEV	
mm ² /AWG/kcmil	2.5
Nominal voltage UN	400 V

cUL Recognized 		
	B	D
mm ² /AWG/kcmil	30-12	30-12
Nominal current IN	20 A	10 A
Nominal voltage UN	300 V	300 V

CCA	
mm ² /AWG/kcmil	2.5
Nominal voltage UN	400 V

GOST 
--

GOST 
--

cULus Recognized 
--