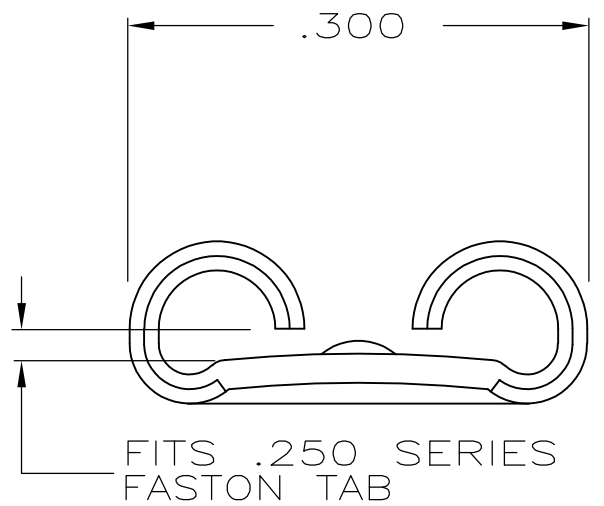
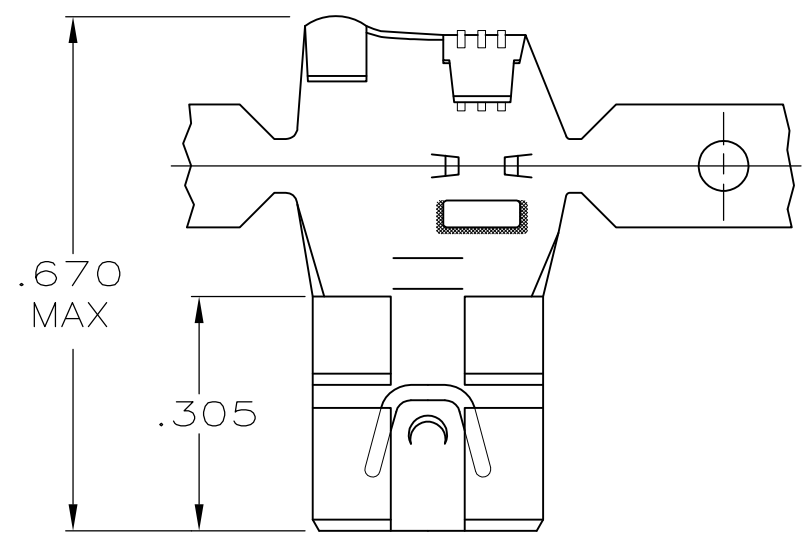


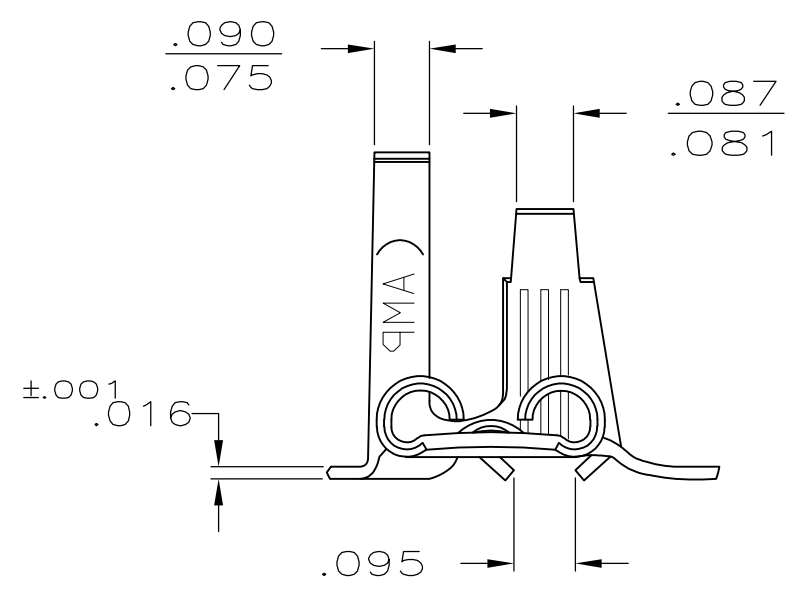
THIS DRAWING IS UNPUBLISHED. RELEASED FOR PUBLICATION
 © COPYRIGHT - By - ALL RIGHTS RESERVED.

LOC	DIST	REVISIONS			
P	LTR	DESCRIPTION	DATE	DWN	APVD
AF	50	R	REVISED PER ECR-12-013518	23NOV2012	KH PD



- 1 CONTINUOUS STRIP ON REELS.
- △2 STRESS RELIEVE THIS PART
- △3 THIS PART MUST MATE TO A TAB WITH A HOLE, NOT A DIMPLE.

VIEW A-A



FINISH	INSULATION RANGE	WIRE SIZE	MATING TAB THK ±.001	PART NO
-	.110-.210	18-12	.032	63445-5
TIN	.110-.210	18-12	.032	63445-4
SILVER	.110-.210	18-12	.032	63445-3
TIN	.110-.210	18-12	.032	63445-2
-	.110-.210	18-12	.032	63445-1

OBSOLETE

THIS DRAWING IS A CONTROLLED DOCUMENT.		DWN JR RUTH 7/10/86	STE TE Connectivity		
DIMENSIONS: INCHES		CHK G YETTER 7/11/86			
TOLERANCES UNLESS OTHERWISE SPECIFIED:		APVD C MEYERS 7/11/86	NAME .250 SERIES FLAG FASTON RECEPTACLE		
0 PLC ± -		PRODUCT SPEC -	SIZE CAGE CODE DRAWING NO RESTRICTED TO		
1 PLC ± -		APPLICATION SPEC -	A3 00779 C-63445		
2 PLC ± -		WEIGHT -	SCALE 4:1 SHEET 1 OF 1 REV R		
3 PLC ± .010		CUSTOMER DRAWING			
4 PLC ± -					
ANGLES ± -					
FINISH -					
MATERIAL BRASS					