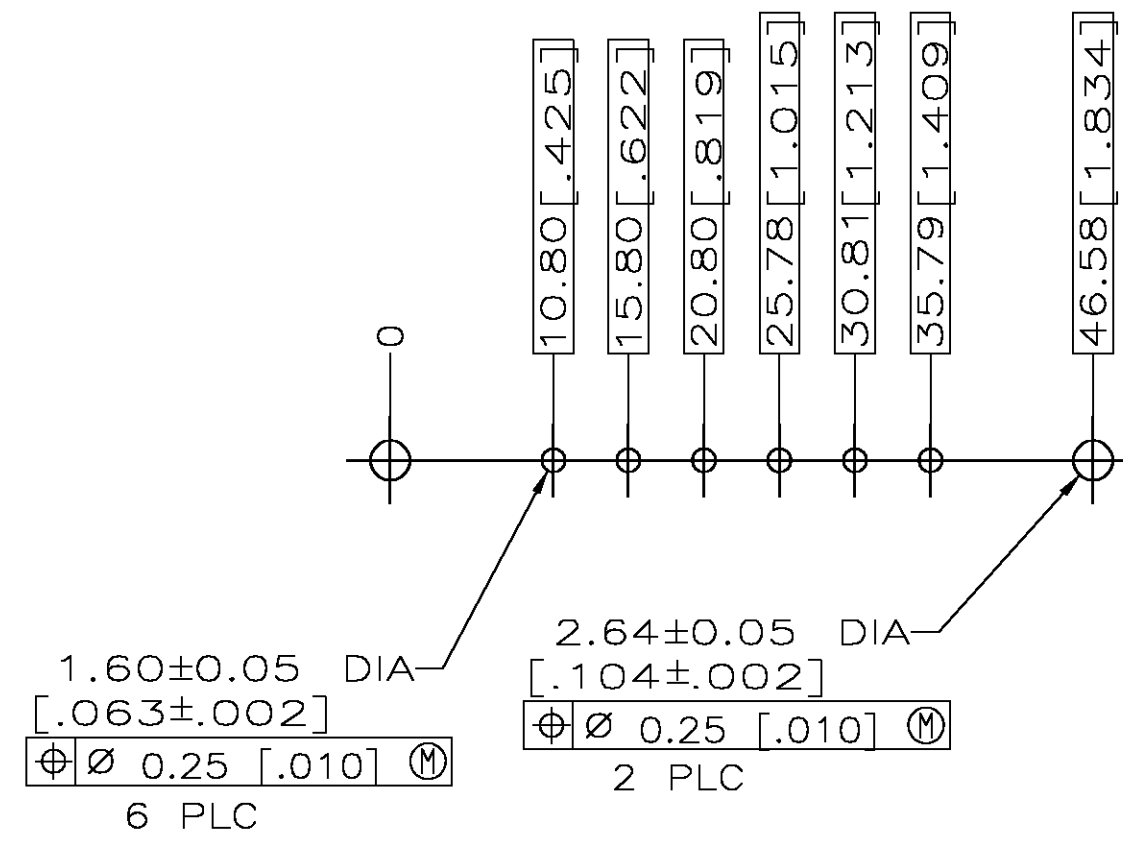
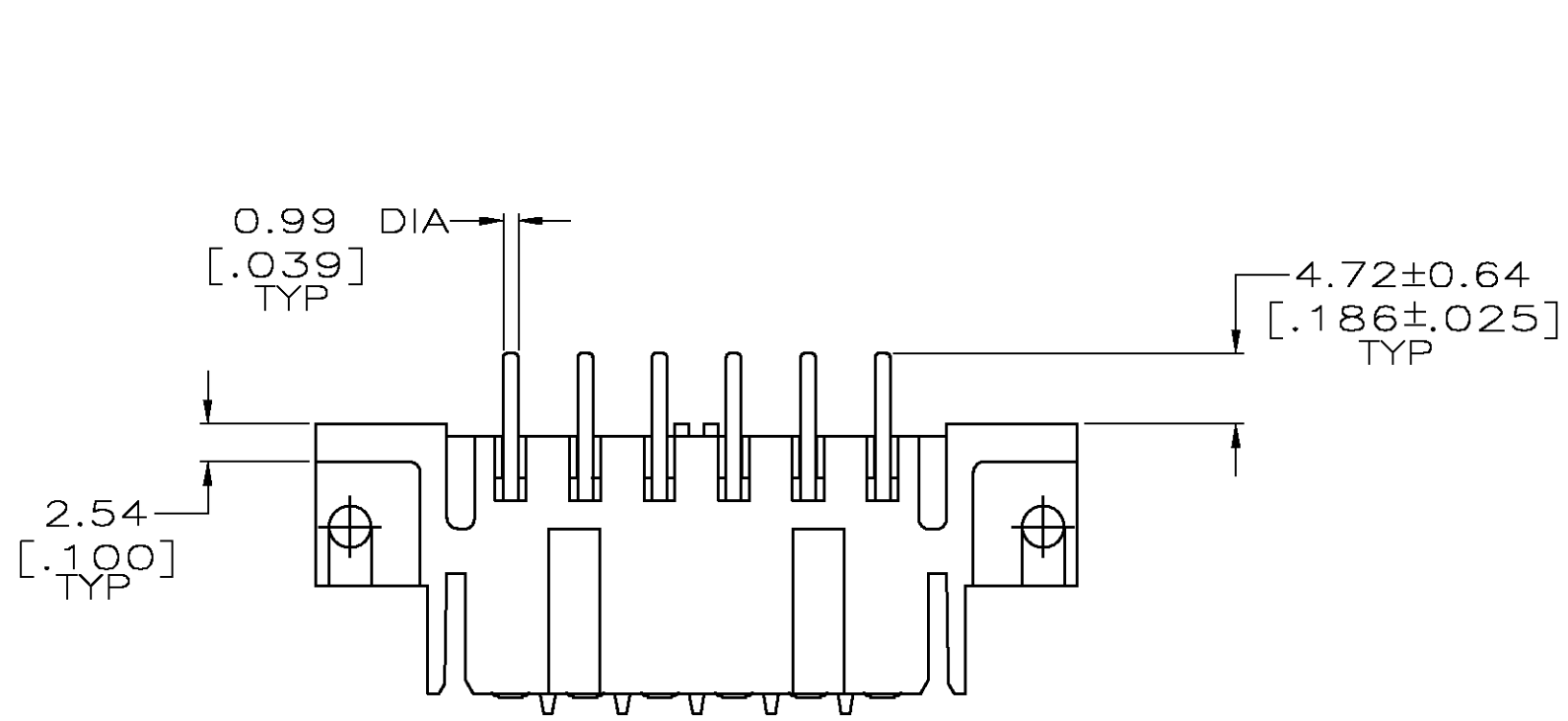
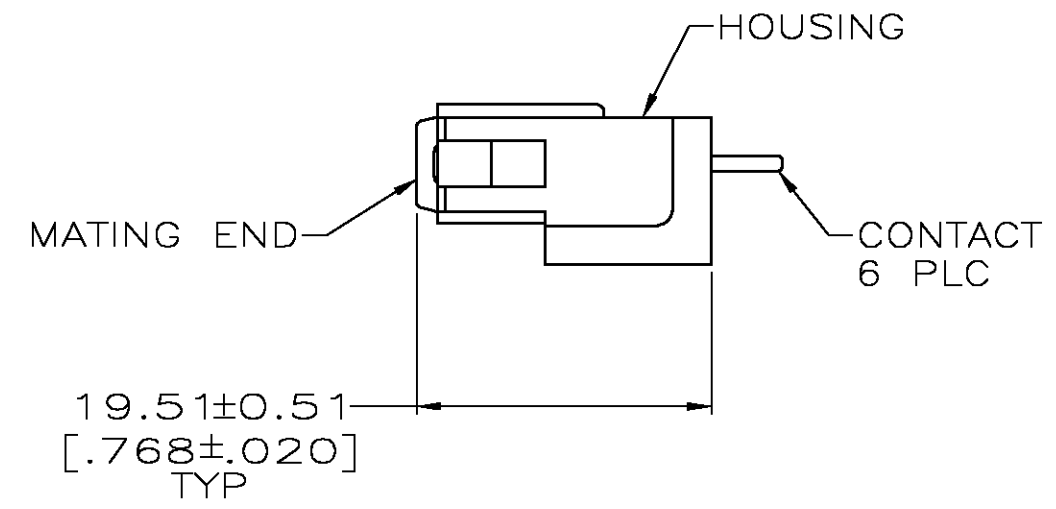
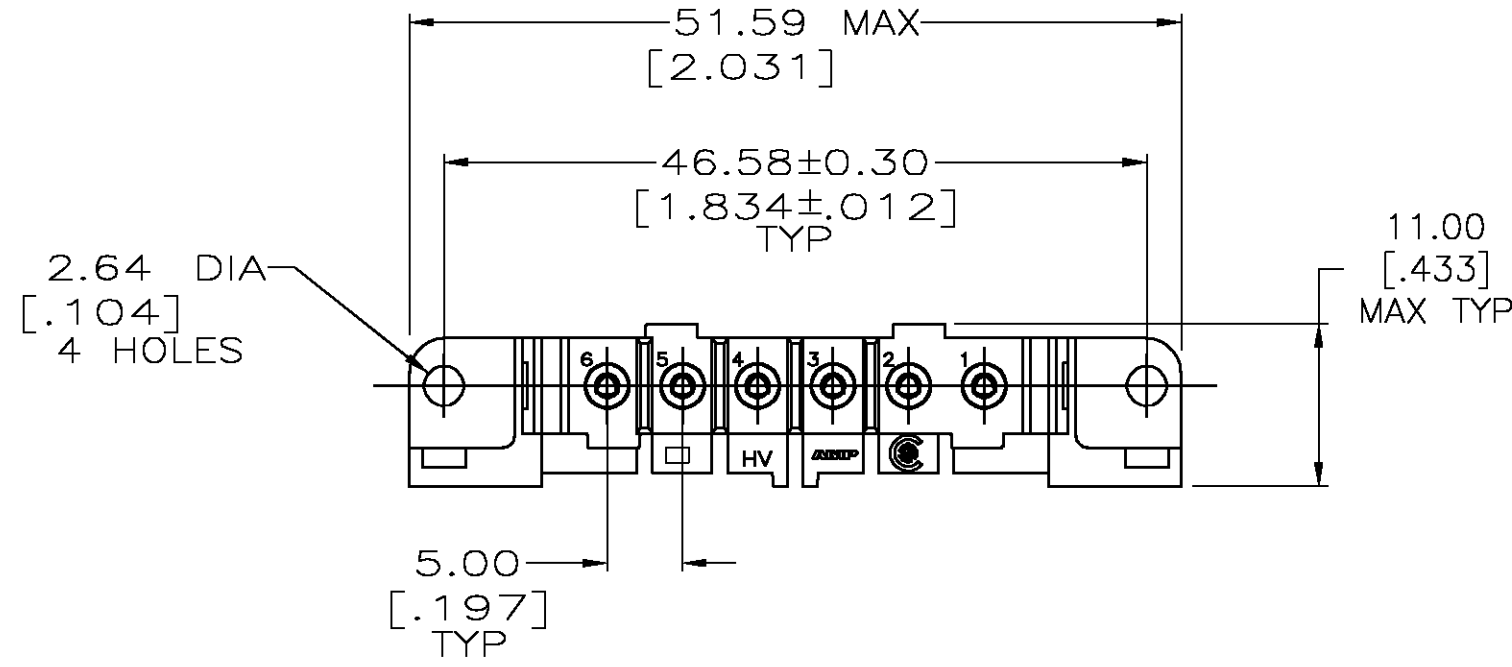


THIS DRAWING IS UNPUBLISHED. RELEASED FOR PUBLICATION  
 © COPYRIGHT BY TYCO ELECTRONICS CORPORATION. ALL RIGHTS RESERVED.

LOC		DIST		REVISIONS			
P	LTR	DESCRIPTION	DATE	DWN	APVD		
FT	0						
	J	REVISED PER 0G3B-0179-05	4/21/05	SS	GS		



RECOMMENDED PC BOARD LAYOUT



- HOUSING MATERIAL: NYLON, RED.
- CONTACT MATERIAL: PHOSPHOR BRONZE.
- 3.81um [.000150] MIN TIN-LEAD OVER 1.27um [.000050] MIN NICKEL.
- 0.76um [.000030] MIN GOLD FOR A LENGTH OF 5.08 [.200] MIN FROM MATING END, 3.81um [.000150] MIN TIN-LEAD FOR A LENGTH OF 5.36 [.211] MIN FROM OPPOSITE END, BOTH OVER 1.27um [.000050] MIN NICKEL.
- 3.81um [.000150] MIN TIN OVER 1.27um [.000050] MIN NICKEL.
- 0.76um [.000030] MIN GOLD FOR A LENGTH OF 5.08 [.200] MIN FROM MATING END, 3.81um [.000150] MIN TIN FOR A LENGTH OF 5.36 [.211] MIN FROM OPPOSITE END, BOTH OVER 1.27um [.000050] MIN NICKEL.

CONTACT FINISH	PART NUMBER
6	207611-7
5	207611-6
4	207611-3
3	207611-1

THIS DRAWING IS A CONTROLLED DOCUMENT.		DWN L. SIPE 08/07/92	Tyco Electronics Corporation Harrisburg, Pa 17105-3608	
DIMENSIONS: mm [INCHES]		CHK R. STONE 8-25-92		
TOLERANCES UNLESS OTHERWISE SPECIFIED:		APVD -	NAME	
0 PLC ± -		PRODUCT SPEC -	SOCKET HEADER ASSEMBLY, 6 POSN, IN-LINE, METRIMATE	
1 PLC ± -		APPLICATION SPEC -	-	
2 PLC ± 0.25 [.010]		WEIGHT -	SIZE A2	CAGE CODE 00779
3 PLC ± -		FINISH -	DRAWING NO C=207611	RESTRICTED TO -
4 PLC ± -				
ANGLES ± -				
MATERIAL -			SCALE 2:1	SHEET 1 OF 1
			REV J	