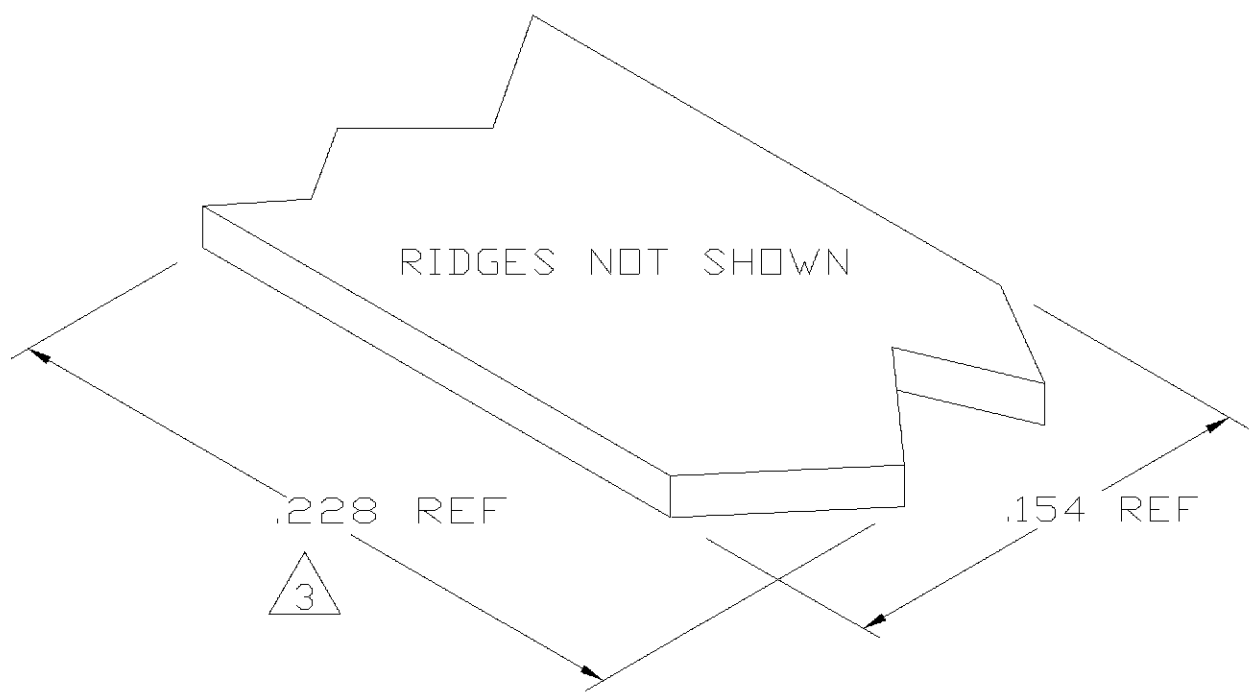
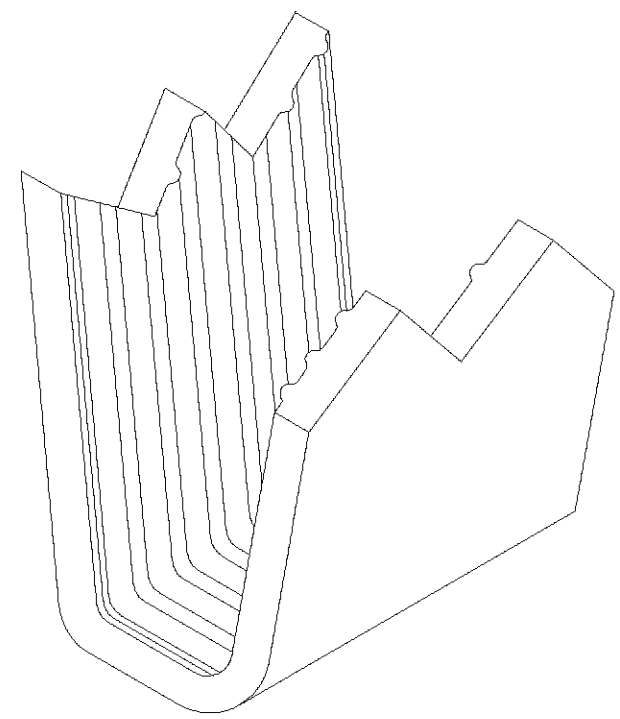
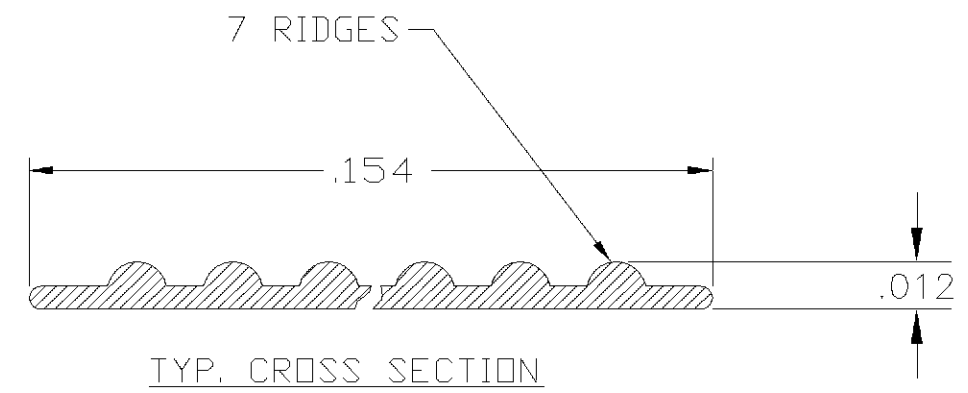


THIS DRAWING IS UNPUBLISHED. RELEASED FOR PUBLICATION
 © COPYRIGHT BY TYCO ELECTRONICS CORPORATION. ALL RIGHTS RESERVED.

LOC	DIST	REVISIONS			
P	LTR	DESCRIPTION	DATE	DWN	APVD
AF	50	0	TRANSFERED TO TYCO FORMAT	06JUN02	MF EH



- 1 CRIMPBAND MATERIAL PROVIDED IN CONTINUOUS STRIP.
- 2 REFERENCE DESCRIPTIVE PART NUMBER L032/036D12B.
- 3 BLANK LENGTH DETERMINED BY 032/036 TOOLSET.



PARTIAL FORMED VIEW (REF)
FORMED BY APPLICATION TOOLING

1601550-1
PART NUMBER

THIS DRAWING IS A CONTROLLED DOCUMENT.		DWN MICHAEL S. FEHER 06JUN2002	Tyco Electronics Corporation Harrisburg, PA 17105-3608		
DIMENSIONS: INCHES	TOLERANCES UNLESS OTHERWISE SPECIFIED:	CHK EDWARD HOWARD 06JUN2002	NAME -		
	0 PLC ± -	APVD EDWARD HOWARD 06JUN2002	PRODUCT SPEC -		
	1 PLC ± -		APPLICATION SPEC -		
	2 PLC ± -		SIZE	CAGE CODE	DRAWING NO
	3 PLC ± .005		A3	00779	C-1601550
	4 PLC ± -		RESTRICTED TO -		
	ANGLES ± -		SCALE 1:1 SHEET 1 OF 1 REV 0		
MATERIAL UNS C26000 BRASS	FINISH NONE	WEIGHT -	CUSTOMER DRAWING		