


Molex's unparalleled selection of innovative Bulb Socket solutions matches the needs of vehicle makers around the world for safety, performance, variety and robust features

Automotive Bulb Sockets

Applications

Transportation

- Front indicator
- Brake light
- Reversing light
- Rear fog light
- Rear indicator
- Tail light
- Side indicator
- Parking/marker light



Applications by Bulb Type

	Bulb	Bulb Type	Bulb Cap	Application
PT Bulb Socket		Single: P21W Double: P21/5W	Single: BA15s Double: BAY15d	<ul style="list-style-type: none"> • Front indicator • Brake light • Reversing light • Rear fog light • Rear indicator
Wedge Bulb Socket		Single: W16W Single: W5W	Single: W2.1 x 9.5d	<p>W16W</p> <ul style="list-style-type: none"> • Reversing light • Rear indicator <p>W5W</p> <ul style="list-style-type: none"> • Tail light • Rear fog light • Parking / marker light
T20 Bulb Socket		Single: W21W Double: WY21W	Single: W3 x 16d Single: WX3 x 16d	<ul style="list-style-type: none"> • Front indicator • Brake light • Reversing light • Rear fog light • Rear indicator
WT21 Bulb Socket		Single: WTY21W Single: WT21W Double: WTY21W/7W Double: WT21W/7W Double: WTY28/7W	Single: WUY3 x 16d Single: WUX3 x 16d Double: WZX3 x 16q Double: WZX3 x 16q Double: WUZ3 x 16q	<ul style="list-style-type: none"> • Front indicator • Brake light • Reversing light • Rear fog light • Rear indicator

PT Bulb Sockets

Features and Benefits

For P21W, PY21W, P21/5W, P21/4W bulbs in single and double filament styles

Meets industry standards and various customer needs

Push-and-turn mating style

Provides easy insertion and secure locking

Available in sealed and unsealed versions

Meets various design requirements

Wide variety of keying and color options

Meets design needs for combination lamps

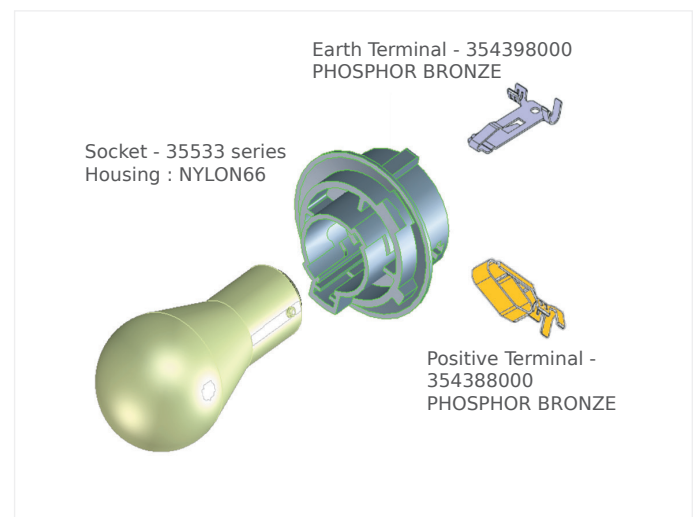
Compliant with major automotive specifications

Meets OEM requirements

PT Bulb Socket (Sealed)



PT Bulb Socket (Unsealed)



Ordering Information

PT Bulb Socket Housings

Family Type	Order No.	Filament	Bulb	Bulb Cap	LCL (mm)	Sealed/Unsealed	Color	Lug Pattern
PT	35843-1205	Single	P21W	BA 15s	31.80	Sealed	Gray	A-type
	35843-1215						Gray	B-type
	35843-1236						White	EC-type
	35843-1245						Gray	D-type
	35843-1216						White	B-type
	35843-1227						Brown	C-type
	35533-0205						Gray	A-type
	35533-0215	Gray	B-type					
	35533-0226	White	C-type					
	35842-1307	Double	P21/5W	BAY 15d		Sealed	Brown	A-type
	35842-1335						Gray	EC-type
	35842-1316						White	B-type
	35532-0305					Unsealed	Gray	A-type

Crimp Terminals

Family Type	Order No.	Applicable Wire Size	Sealed/Unsealed	Type
PT	35464-8000	AVS 0.50 - 0.85mm ²	Sealed	Positive
	35465-8000			Earth
	35438-8000		Unsealed	Positive
	35439-8000			Earth

Wire Seals


Family Type	Order No.	Type	Color
PT	35903-0096	Positive	Brown
	35903-0106	Earth	Blue

Wedge Bulb Sockets

Features and Benefits

For W5W, W16W bulbs	Meets industry standards
Bulb is easily “wedged” into socket	Offers simple one-step assembly
Contact pins positioned onto socket base	Provides component cost saving versus versions that require bulb base-mount
Available in sealed and unsealed versions	Meets various customer needs
Short-housing option available	Ideal for space-constraint requirements
Wide variety of keying and color options	Provides design flexibility for combination lamps
Compliant with major automotive specifications	Meets OEM requirements
Silicon seal gasket	Meets industry sealing class requirements (USCAR-155.7 Specification) for high reliability in harsh environments
Available in single filament with 2 Watt options (5W or 16W)	Meets various customer needs

Wedge Bulb Socket Component Breakdown



Ordering Information

Wedge Bulb Socket Housings

Family Type	Order No.	Filament	Bulb	Bulb Cap	LCL (mm)	Sealed/Unsealed	Color	Socket Length
Wedge	49505-1215	Single	W16W	W2.1 x 9.5d	26.5	Sealed	Gray	32
	Unsealed					White	35.50	
	68147-0215		W5W	W2.1 x 9.5d	13.8	Sealed	Gray	33.50

Crimp Terminals

Family Type	Order No.	Applicable Wire Size
Wedge	35477-9002	AVS 0.5 - 0.85mm ² FLRY-A 0.75mm ²

Wire Seals


Family Type	Order No.	Color
Wedge	49505-9001	Black

T20 Bulb Sockets


Features and Benefits

For W21W and WY21W bulbs	Meets industry standards
Bulb is easily “wedged” into housing	Provides simple one-step assembly
Available in sealed and unsealed versions	Meets various customer needs
Wide variety of keying and color options	Provides design flexibility for combination lamps
Compliant with major automotive specifications	Meets industry-standard requirements
Separate stainless steel Holder assembled with bulb socket	Provides stable insertion and extraction force
Durable high-temperature material	Withstands high vibration and prevents lamp fogging

T20 Bulb Socket (Sealed)



T20 Bulb Socket (Unsealed)



Ordering Information

T20 Bulb Socket Housings

Family Type	Order No.	Filament	Bulb	Bulb Cap	LCL (mm)	Sealed/Unsealed	Color
T20	104134-0221	Single	W21W	W3 x 6d	31.80	Sealed	Black
	104134-0211					Unsealed	Black
	104133-0227		WY21W	WX3 x 16d		Sealed	Brown
	104133-0217					Unsealed	Brown

Crimp Terminals

Family Type	Order No.	Applicable Wire Size	Sealed/Unsealed
T20	49869-9702	AVS 0.5 - 0.85mm ²	Sealed
	49869-9102	FLRY-A 0.75mm ²	Unsealed

Wire Seals

Family Type	Order No.	Size	Color
T20	49454-9002	Small	Red

WT21 Bulb Sockets

Features and Benefits

For WTY21W, WT21W, WTY21W/7W, WT21W/7W, WTY28/7W bulbs	Meets industry standards
Larger coil separation	Withstands shock and vibration well
7W minor filament	Provides longer lamp lifetime
Plastic base	Provides tighter tolerances
Compliant with major automotive specifications	Meets industry-standard requirements
Reduced bulb diameter	Provides increased optical efficiency
Varied keying arrangement	Provides polarization to prevent mismatching with the wrong bulb
Improved base geometry	Offers styling and optical efficiency improvements

WT21 Bulb Socket (Sealed)



Ordering Information

WT21 Bulb Socket Housings

Family Type	Order No.	Filament	Bulb	Bulb Cap	LCL (mm)	Sealed/Unsealed	Color	Lug Pattern
WT21	104611-0341	Single	WTY21W	WUY2.5 x 16d	31.80	Sealed	Black	D-type
	104611-0351		WT21W	WUX2.5 x 16d				E-type
	104611-0311	Double	WTY21W/7W	WZX2.5 x 16q				A-type
	104611-0321		WT21W/7W	WZX2.5 x 16q				B-type
	104611-0331		WTY28/7W	WUZ2.5 x 16q				C-type

Crimp Terminals

Family Type	Order No.	Applicable Wire Size	Sealed/Unsealed	Type
WT21	49869-9702	AVS 0.5 - 0.85mm ²	Sealed	Single
	49868-9702	FLRY-A 0.75mm ²		Double

Wire Seals

Family Type	Order No.	Color	Size
WT21	49454-9002	Red	Small
	49454-9003		Large
WT21	49454-9004		-

www.molex.com/link/bulbsocket.html