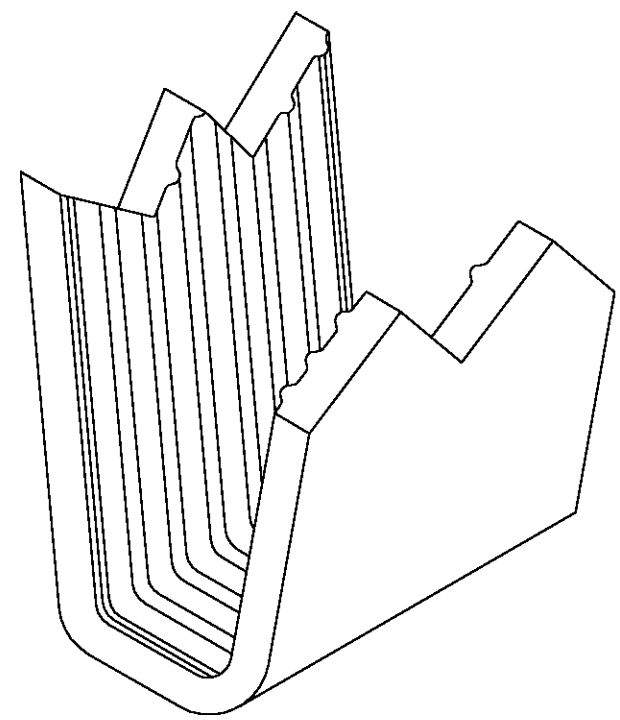
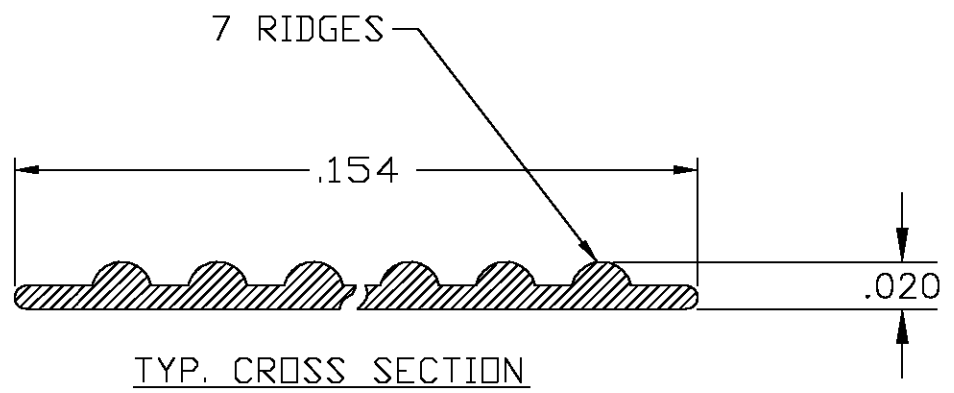
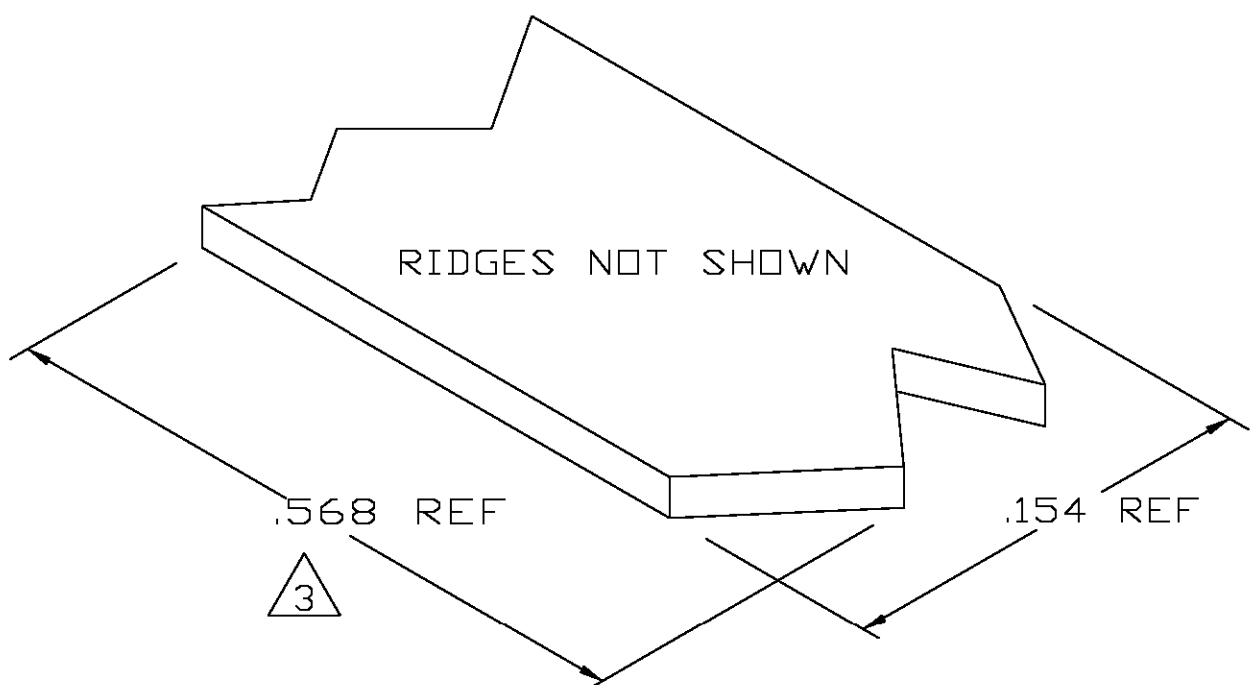


THIS DRAWING IS UNPUBLISHED. RELEASED FOR PUBLICATION
 © COPYRIGHT BY TYCO ELECTRONICS CORPORATION. ALL RIGHTS RESERVED.

LOC	DIST	REVISIONS			
P	LTR	DESCRIPTION	DATE	DWN	APVD
AF	50	0	TRANSFERED TO TYCO FORMAT	18FEB03	MF EH

- 1 CRIMPBAND MATERIAL PROVIDED IN CONTINUOUS STRIP.
- 2 REFERENCE DESCRIPTIVE PART NUMBER G165/200D20B.
- 3 BLANK LENGTH DETERMINED BY 165/200 TOOLSET.



PARTIAL FORMED VIEW (REF)
FORMED BY APPLICATION TOOLING

1601532-1
PART NUMBER

THIS DRAWING IS A CONTROLLED DOCUMENT.		DWN MICHAEL S. FEHER 18FEB2003	Tyco Electronics Corporation Harrisburg, PA 17105-3608			
DIMENSIONS: INCHES		CHK EDWARD HOWARD 18FEB2003				
TOLERANCES UNLESS OTHERWISE SPECIFIED:		APVD EDWARD HOWARD 18FEB2003	NAME - CRIMPBAND, RTM			
		PRODUCT SPEC -	APPLICATION SPEC -			
MATERIAL UNS C26000 BRASS		FINISH NONE	SIZE A3	CAGE CODE 00779	DRAWING NO C-1601532	RESTRICTED TO -
CUSTOMER DRAWING			SCALE 1:1	SHEET 1 OF 1	REV 0	