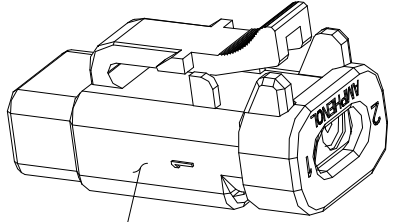
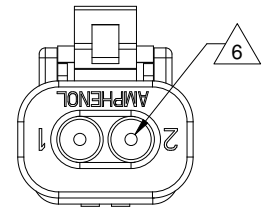
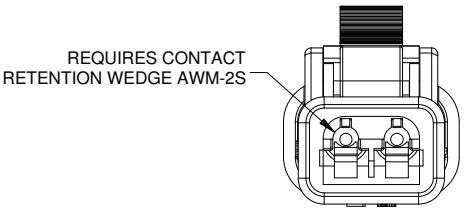
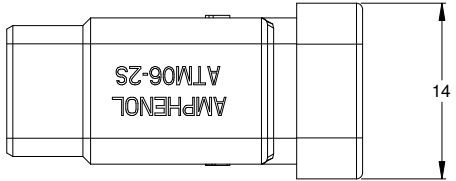
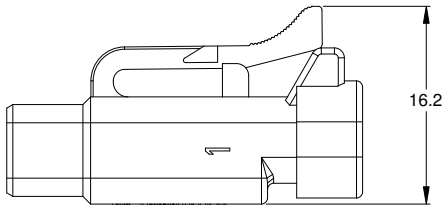
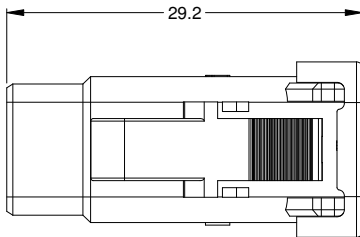


REVISIONS					
REV	ECO	DESCRIPTION	DATE	BY	APPR
A3	-	RELEASE NEW DWG FORMAT	18/JUN/13	JARRY	-



STANDARD MOLDED COLOR IS GREY.  
ADDITIONAL COLORS SHOWN IN PART NUMBER  
CHART ARE AVAILABLE VIA SPECIAL ORDER.

NOTES: UNLESS OTHERWISE SPECIFIED

- MATERIAL:  
HOUSING: THERMOPLASTIC  
SEAL: SILICONE RUBBER
- MODIFICATIONS: END CAP
- SPECIFICATIONS:
  - CURRENT RATING: 7.5 AMPS
  - OPERATING TEMPERATURE: -55°C TO +125°C
  - DIELECTRIC WITHSTANDING VOLTAGE: LESS THAN 2 MILLIAMPS CURRENT LEAKAGE @ 1500 VOLTS AC.
  - INSULATION RESISTANCE: 1000 MEGOHMS MIN @ 25°C.
  - MOISTURE RESISTANCE: IP67 ( MATED CONDITION )
  - MATING CYCLE DURABILITY: 100 CYCLES
  - RoHS COMPLIANT
- MATING PART: ATM04-2P\* RECEPTACLE.  
(\* = MODIFICATIONS AND/OR COLORS)
- ALL DIMENSIONS ARE FOR REFERENCE USE ONLY.

6 CONTACT SIZE AND REAR SEAL WIRE RANGE:

CONTACT SIZE	MIN. INSUL O.D.	MAX. INSUL O.D.	TYPICAL WIRE RANGE
20	1.35 mm (.053 in)	3.05 mm (.120 in)	16 - 22 AWG

PART NUMBER CHART

COLOR	PART NUMBER
GREY	ATM06-2S-EC01
BLACK	ATM06-2S-EC01BK
BLUE	ATM06-2S-EC01BL
BROWN	ATM06-2S-EC01BR
GREEN	ATM06-2S-EC01GR
RED	ATM06-2S-EC01RD
WHITE	ATM06-2S-EC01WT
YELLOW	ATM06-2S-EC01YL

SEE PART NUMBER CHART		DESCRIPTION		ITEM
QUANTITY	PART NUMBER	MATERIALS LIST		
UNLESS OTHERWISE SPECIFIED		SIGNATURES DATE		
1) All dimensions are in metric (mm).		DRAWN: JARRY 18/JUN/13		
2) Tolerances are as follows:		CHECKED:		
1 PL DEC ±0.30 Fractions ±1/64		ENGINEER:		
2 PL DEC ±0.15 Angles ±1°		APPROVAL:		
3 PL DEC ±0.08		CUSTOMER:		
3) Note reference =		THIS DRAWING IS SUPPLIED FOR INFORMATION ONLY. DESIGN FEATURES, SPECIFICATIONS AND PERFORMANCE DATA SHOWN HEREON ARE THE PROPERTY OF THE AMPHENOL CORPORATION. NO RIGHTS OF REPRODUCTION ARE IMPLIED. ALL DIMENSIONS ARE SUBJECT TO NORMAL MANUFACTURING VARIATIONS.		
MATERIAL SPECIFICATIONS:		<p style="text-align: center;"><b>Amphenol</b></p> <p style="text-align: center;">Sine Systems - www.amphenol-sine.com 44724 Morley Drive Clinton Township, MI 48036</p>		
PROCESS SPECIFICATIONS:		<p style="text-align: center;">PLUG, 2 SOCKET, END CAP, ATM SERIES</p>		
NEXT ASSY:		SIZE	TYPE	DWG NO.
		B	C-	ATM06-2S-EC01XX
		SCALE	NONE	REVISION A3
		SHEET 1 OF 1		

TITLE: PLUG, 2 SOCKET, END CAP, ATM SERIES  
DWG NO.: ATM06-2S-EC01XX  
REV: A3  
SH: 1  
OF: 1