

IndustrialNet™ Category 6A RJ45 Field Terminable Plug

specifications

8-position, industrial plug shall be applicable for use in manufacturing as well as other industrial environments. The product shall meet or exceed the component requirements of the ANSI/TIA-568-C.2 Category 6 and Category 5e, ISO 11801 Class E and Class D, and ODVA Ethernet/IP standards. It shall also meet the channel requirements of ANSI/TIA-568-C.2 Category 6A and ISO 11801 2nd Edition Class E_A in a 4-connector configuration up to 100 meters at swept frequencies up to 500MHz when installed with other Panduit Category 6A components. The RJ45 plug shall be constructed of zinc die cast housing with 360° shielding and shall include a dust cap. The plug shall incorporate an ingress protection rating of IP20 and offer an extended temperature range as required for more demanding applications. The plug shall be easily field attachable without any special tools and shall be capable of termination to either a 2-pair or 4-pair solid or stranded twisted pair copper cable.



technical information

Electrical/mechanical performance:	Exceeds channel and patch cord requirements of ANSI/TIA-568-C.2 Category 6 and Category 5e, and ISO 11801 Class E and Class D standards at swept frequencies up to 250MHz and 100MHz respectively and meets ODVA Ethernet/IP electrical and mechanical performance requirements when installed with other Panduit components. Meets the channel requirements of ANSI/TIA-568-C.2 Category 6A and ISO 11801 2nd Edition Class E _A in a 4-connector configuration up to 100 meters at swept frequencies up to 500MHz when installed with other Panduit Category 6A components.
UL/IEC compliance:	Meets UL 1863 and IEC 60603-7-51
IP compliance:	Rated IP20
RoHS compliancy status:	Compliant
PoE compliance:	Meets IEEE 802.3af and IEEE 802.3at for PoE applications
Temperature rating:	-40°C to 85°C (-40°F to 185°F) operating and storage
Wiring scheme:	T568A/T568B
Conductor termination range:	ISPS688FA: Solid 24/1-22/1 AWG, 0.020 in.-0.025 in. (0.51mm-0.64mm); Stranded 27/7-22/7 AWG, 0.018 in.-0.030 in. (0.46mm-0.76mm); Stranded 24/19-22/19 AWG, 0.024 in.-0.031 in. (0.61mm-0.78mm) ISPS688FAS: Solid 26/1-24/1 AWG, 0.016 in.-0.020 in. (0.41mm-0.51mm); Stranded 27/7-24/7 AWG, 0.018 in.-0.024 in. (0.46mm-0.61mm); Stranded 26/19 AWG, 0.020 in. (0.51mm)
Insulation termination range:	ISPS688FA: 1.0 – 1.6mm (0.039 – 0.063 in.) ISPS688FAS: 0.85 – 1.0mm (0.033 – 0.039 in.)
Cable jacket diameter range:	5.0 – 9.0mm (0.197 – 0.354 in.)
Packaging:	1 unit per PE bag, 10 units per carton

key features and benefits

Robust construction	Zinc die cast housing with 360° shielding and full metal shielding between wire pairs; secure data transmission in high noise (EMI/RFI) environments; dust cap protection; three strain relief settings (cable diameters 5.0mm to 9.0mm)
Field attachable	Can be assembled in 60 seconds; Knipex parallel jaw pliers, part number 86 03 250, required
Extended temperature range	-40°C to 85°C (-40°F to 185°F)

applications

IndustrialNet™ Category 6A RJ45 Field Terminable Plug provides an ideal solution to support Industrial Ethernet from the Local Area Network (LAN) based support offices to the processing devices on the plant floor, for applications up to and including 10GBASE-T Ethernet. A key component to an overall industrial Ethernet application, the plug is the interface that protects the integrity of the Ethernet data transfer from the switch or PLC out to the devices, or up to the horizontal plant backbone.

Constructed of a robust die cast housing and fully shielded, the plug is ideal for use in high noise (EMI/RFI) environments. Field attachable for on-site termination allows quick installation. The extended temperature range -40°C to 85°C (-40°F to 185°F) is ideal for use in more demanding applications such as manufacturing facilities where temperature extremes are the norm.

www.panduit.com

IndustrialNet™ Category 6A/6/5e RJ45 Field Terminable Plug for cables with 1.0-1.6mm (0.039-0.063 in.) insulation diameter

Plug: ISPS688FA
Replacement wire manager: ISPS688FA-WM

IndustrialNet™ Category 6A/6/5e RJ45 Field Terminable Plug for cables with 0.85 -1.0mm (0.033-0.039 in.) insulation diameter

Plug: ISPS688FAS
Replacement wire manager: ISPS688FAS-WM

IndustrialNet™ Category 5e SF/UTP Copper Cable

CM
2-pair: ISFCH5C02A*-XG
4-pair: ISFCH5C04A*-XG

Flame retardant, halogen-free
2-pair/color Teal: ISFX5502ATL-LED
2-pair/color Red: ISFX5502ARD-LED

IndustrialNet™ Category 5e F/UTP Copper Cable

CM 4-pair/color Black: IFC5C04BBL-CEG

IndustrialNet™ Category 5e U/UTP Copper Cable

CM 4-pair/color Black: IUC5C04ABL-CEG

IndustrialNet™ Category 6 F/UTP Copper Cable

CM 4-pair/color Black: IFC6C04BBL-CEG

IndustrialNet™ Category 6 U/UTP Copper Cable

CM 4-pair/color Black: IUC6C04ABL-CEG

IndustrialNet™ Category 6 S/FTP Copper Cable

Flame retardant, halogen-free
4-pair/color Yellow: ISX6004AYL-LED
4-pair/color Red: ISX6004ARD-LED

IndustrialNet™ M12 D-Code Field Terminable Plug

Field terminable plug: ISPS5E44MFA

IndustrialNet™ Category 5e Shielded 600 V-Rated Patch Cords

CM/CMX outdoor: **ISTPHCH1MTL

IndustrialNet™ M12 D-Code to RJ45 Panel Mount Adapter

Panel mount adapter: ICAM12DRJS

Mini-Com® Modular Patch Panel

8-port: CDPP8RG

DIN Rail Adapter

1-port: CADIN1IW***

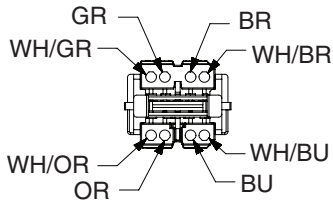
*To designate color, add suffix TL (Teal), BL (Black), RD (Red), BU (Blue) GY (Gray), or YL (Yellow).

**For other lengths, change the length designation (1M) of the part number to the desired length (0.3M, 0.6M, 2M, 3M, 5M, or 10M); to designate color, replace TL (Teal) suffix with BL (Black), RD (Red), or YL (Yellow). For example, the part number of a 2-meter teal patch cord is ISTPHCH2MTL.

***For standard colors other than Off White, replace IW in part number with BL (Black), EI (Electric Ivory), IG (International Gray), or WH (White).

IndustrialNet™ Category 6A RJ45 Field Terminable Plug

Pin Assignment T568A According to TIA/EIA-568-C.2



Pin Assignment T568B According to TIA/EIA-568-C.2

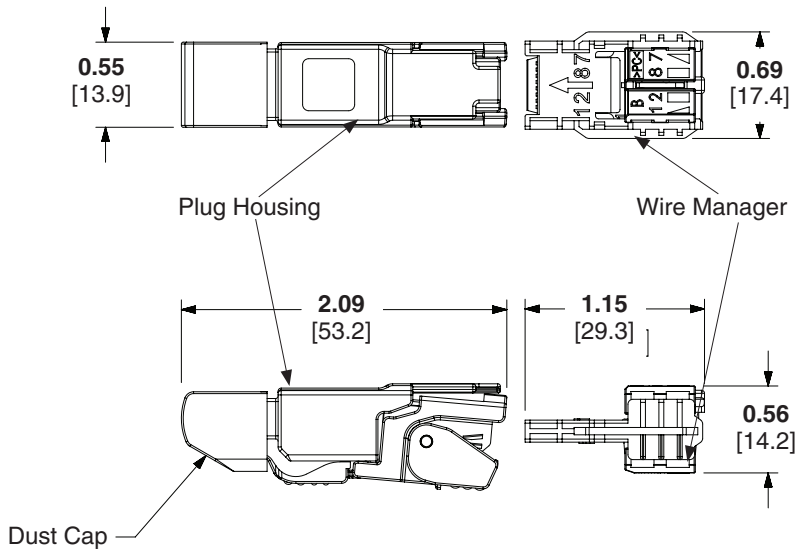
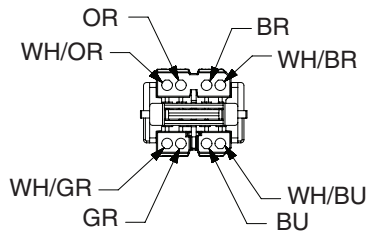


Figure Shown
Dust Cap in Place

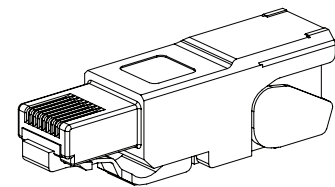
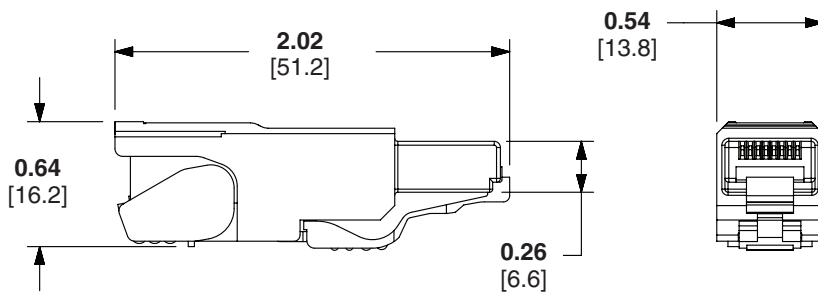
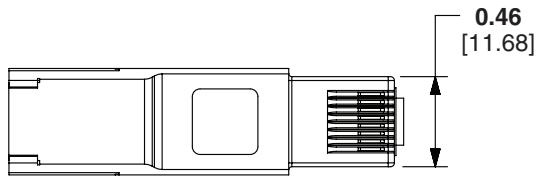


Figure Shown
Dust Cap Removed

Dimensions are in inches. [Dimensions in brackets are metric.]

WORLDWIDE SUBSIDIARIES AND SALES OFFICES

PANDUIT CANADA
Markham, Ontario
cs-cdn@panduit.com
Phone: 800.777.3300

PANDUIT EUROPE LTD.
London, UK
cs-emea@panduit.com
Phone: 44.20.8601.7200

PANDUIT SINGAPORE PTE. LTD.
Republic of Singapore
cs-ap@panduit.com
Phone: 65.6305.7575

PANDUIT JAPAN
Tokyo, Japan
cs-japan@panduit.com
Phone: 81.3.6863.6000

PANDUIT LATIN AMERICA
Guadalajara, Mexico
cs-la@panduit.com
Phone: 52.33.3777.6000

PANDUIT AUSTRALIA PTY. LTD.
Victoria, Australia
cs-aus@panduit.com
Phone: 61.3.9794.9020

For a copy of Panduit product warranties, log on to www.panduit.com/warranty

For more information

Visit us at www.panduit.com

Contact Customer Service by email: cs@panduit.com
or by phone: 800.777.3300

PANDUIT®

©2016 Panduit Corp.
ALL RIGHTS RESERVED.
COSP339--WW-ENG
11/23/2016