
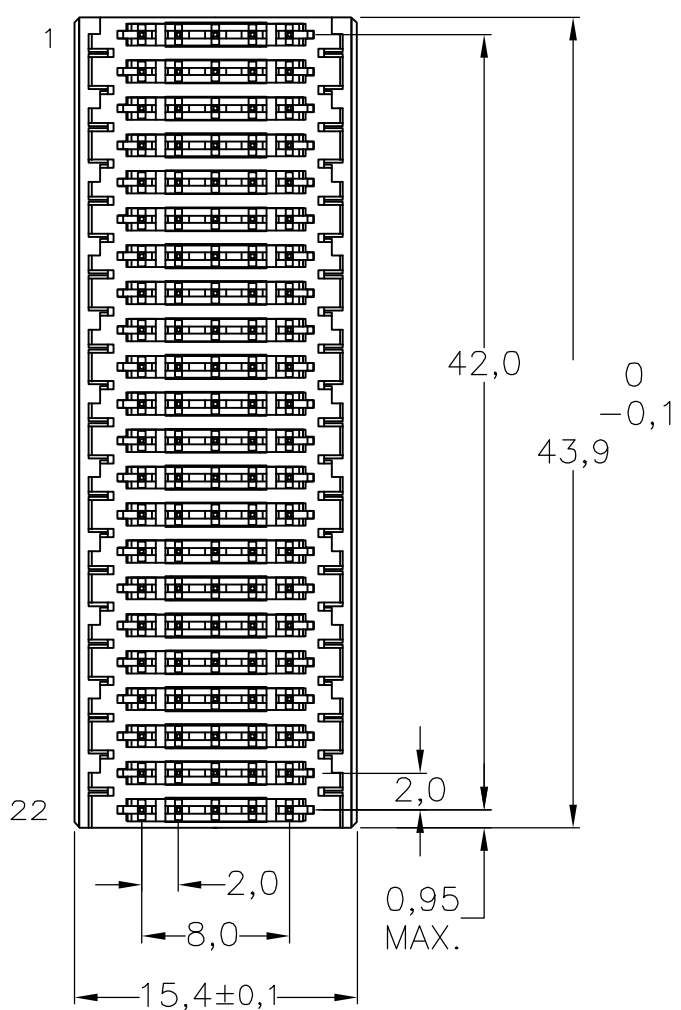
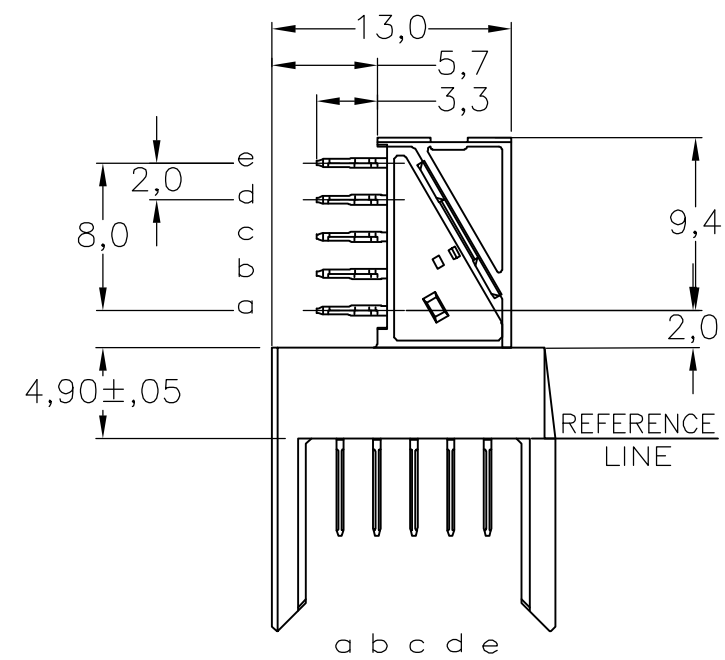


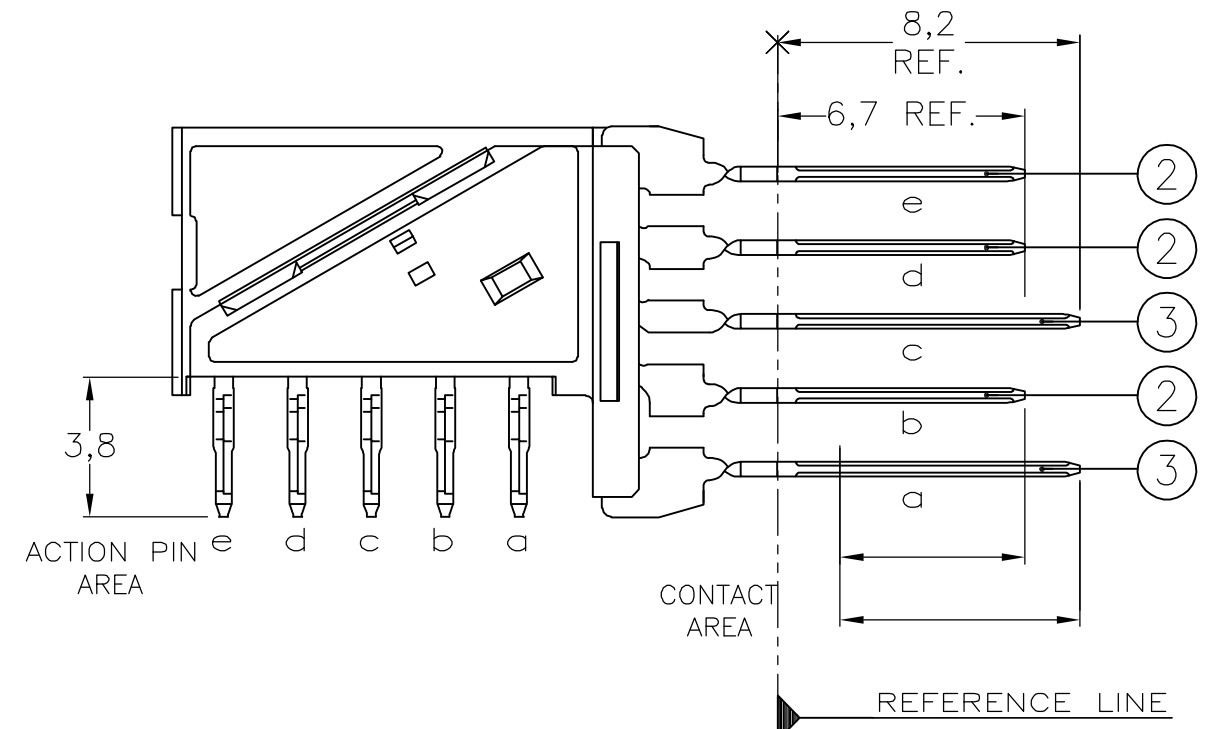
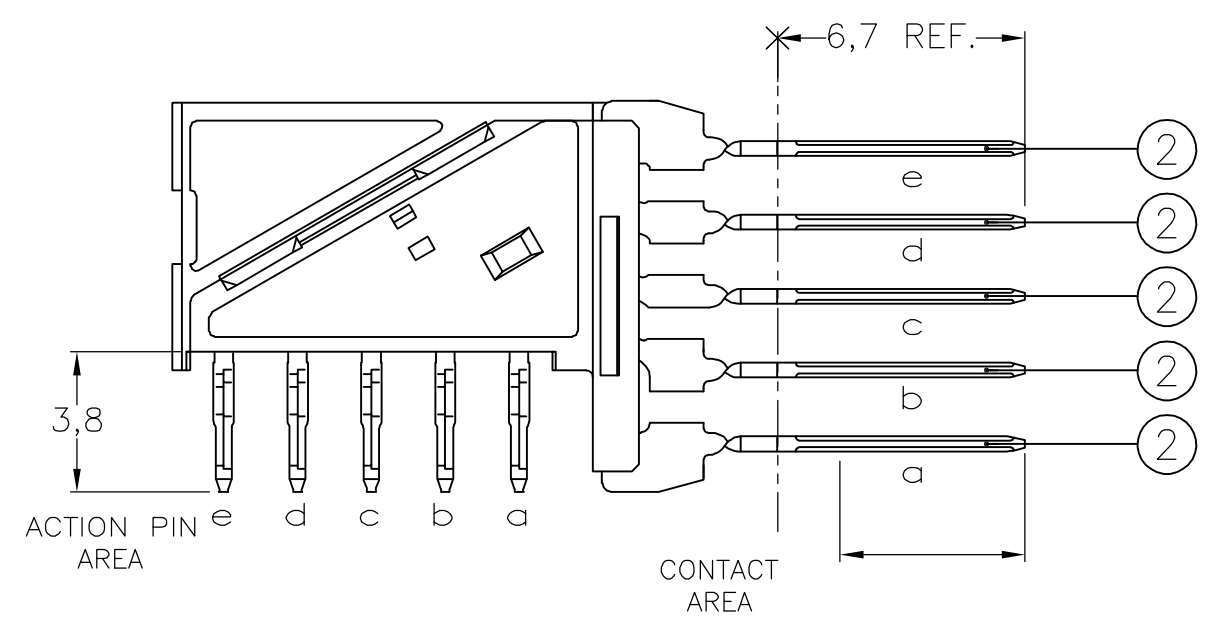
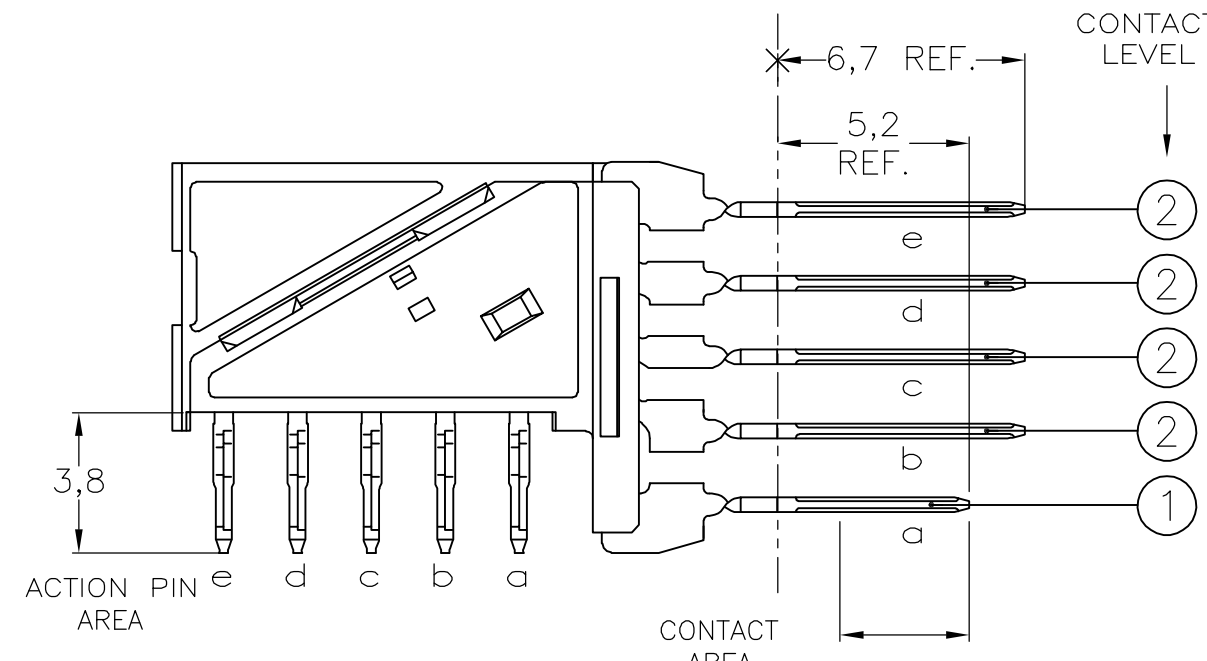
THIS DRAWING IS UNPUBLISHED. RELEASED FOR PUBLICATION  
 © COPYRIGHT BY TYCO ELECTRONICS CORPORATION. ALL RIGHTS RESERVED.

Loc	DIST	REVISIONS					
		P	LTR	DESCRIPTION	DATE	DWN	APVD
H	-	C		EHC0-0195-04	07-07-04	DvdB	BM
		D		EH10-0680-05	06-06-05	BSV	BM
		D1		ECR-06-002635	07-02-06	BSV	BM

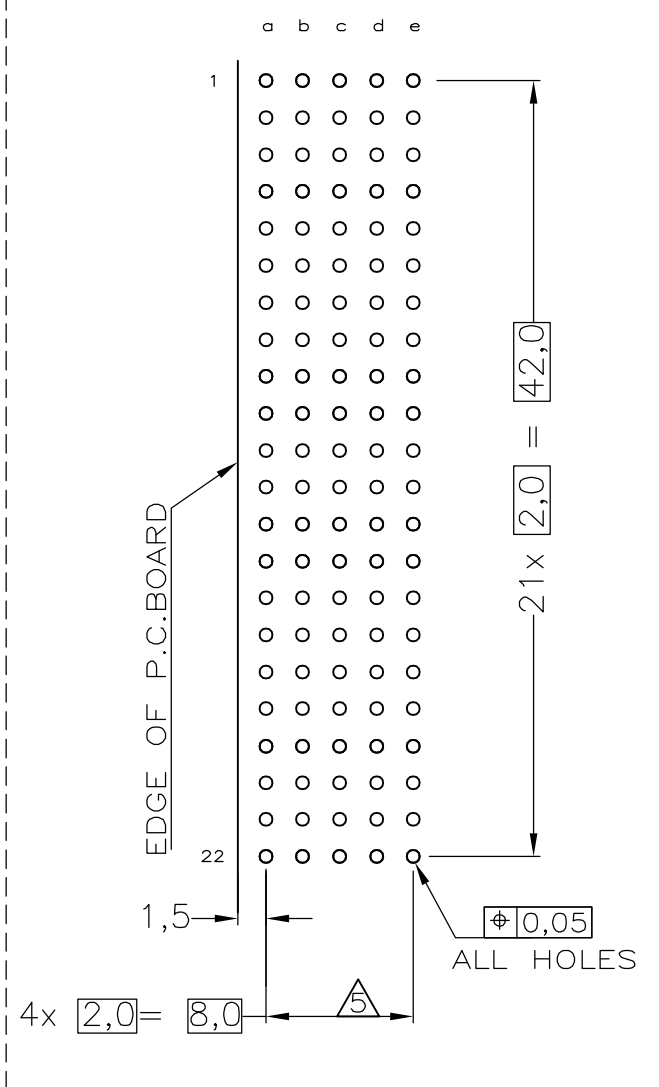
CONNECTOR ASSEMBLY  
 EXEMPLARY LOADED



CONTACT DIMENSIONS



RECOMMENDED PCB-HOLE LAY-OUT  
 COMPONENT SIDE SHOWN



CONTACT LAYOUT

	a	b	c	d	e
1	2	2	2	2	2
2	2	2	2	2	2
3	2	2	2	2	2
4	2	2	2	2	2
5	2	2	2	2	2
6	2	2	2	2	2
7	2	2	2	2	2
8	2	2	2	2	2
9	2	2	2	2	2
10	2	2	2	2	2
11	3	2	3	2	2
12	2	2	2	2	2
13	2	2	2	2	2
14	2	2	2	2	2
15	2	2	2	2	2
16	2	2	2	2	2
17	2	2	2	2	2
18	2	2	2	2	2
19	2	2	2	2	2
20	2	2	2	2	2
21	2	2	2	2	2
22	1	2	2	2	2

NOTES:

- ⚠ MATERIAL HOUSING : GREY GLASSFILLED POLYESTER  
UL-RATING VØ
- ⚠ CONTACT : PHOSPHORBRONZE
- ⚠ GENERAL PLATING SPECIFICATION: UNDERPLATING (ENTIRE CONTACT): 1,27µm NICKEL MIN. AND ACTION PIN: 0,5µm TIN-LEAD MIN. FOR PLATING OF MATING SURFACES SEE APPLICABLE SPECIFICATION REFERENCE FOR EACH DASH NUMBER.
- ⚠ CONFORMS TO ALL TESTING ACCORDING IEC 61076-4-101 PERFORMANCE LEVEL 2.
- ⚠ CONNECTOR PRINTED WITH PARTNUMBER AND DATECODE
- ⚠ PLATED-THROUGH HOLES AT 2x2mm SQUARE GRID.

P.C.B. HOLE DIM. ACTION PIN  
 FOR DETAILS SEE  
 APPLICATION SPECIFICATION

-	⚠	⚠	-
CONSERVATION TREATMENT	CONTACT FINISH	MATERIAL	PARTNUMBER
-	2/3	1345056-1	-

THIS DRAWING IS A CONTROLLED DOCUMENT.

DIMENSIONS: MM	TOLERANCES UNLESS OTHERWISE SPECIFIED:	DWN 18MAY99 L.v.d.HEIJDEN	Tyco Electronics Corporation s-Hertogenbosch, Netherlands,
		CHK 18MAY99 D. TRUREN	
		APVD F.v.KONINGSBRUGGE	Z-PACK 2MM HM TYPE B22 110 POS. RIGHT ANGLE MALE CONNECTOR ASSEMBLY
		PRODUCT SPEC	
MATERIAL	FINISH	APPLICATION SPEC 114-19029	RESTRICTED TO
		WEIGHT	SCALE A2 00779 C=1345056
		CUSTOMER DRAWING	SCALE NTS SHEET 1 OF 1 REV D1

1345056

A