DRAWING MADE IN THIRD ANGLE PROJECTION

680531 ⇔ 680531

/home/us052641/edmmod

PART NUMBER	REV	FIRST USED
680531-1	B	122500-1
680531-2	B	565435-5

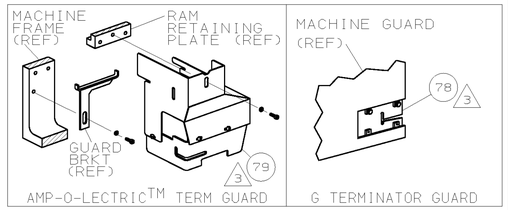

TERMINAL NAME: CROWN CRIMP EYELET △5

60238-1
60239-1

CRIMPING DATA

PAD LTR	CRIMP HEIGHT	WIRE SIZE
A	.070 ±.002 [1.78 ±0.05mm]	14
B	.065 ±.002 [1.65 ±0.05mm]	16
C	.062 ±.002 [1.57 ±0.05mm]	18
D	NOT	USED

CRIMP	SIZE	TYPE	RANGE
.385 O.D.	#10	CROWN	18-14
.182 I.D.	#10	CROWN	-

WIRE STRIP LENGTH	TERM APPL SPEC	FEED	APPL INSTRUCTION	SET UP GAGE	LAYOUT
-	NONE	.496	408-8039	458638-1	-

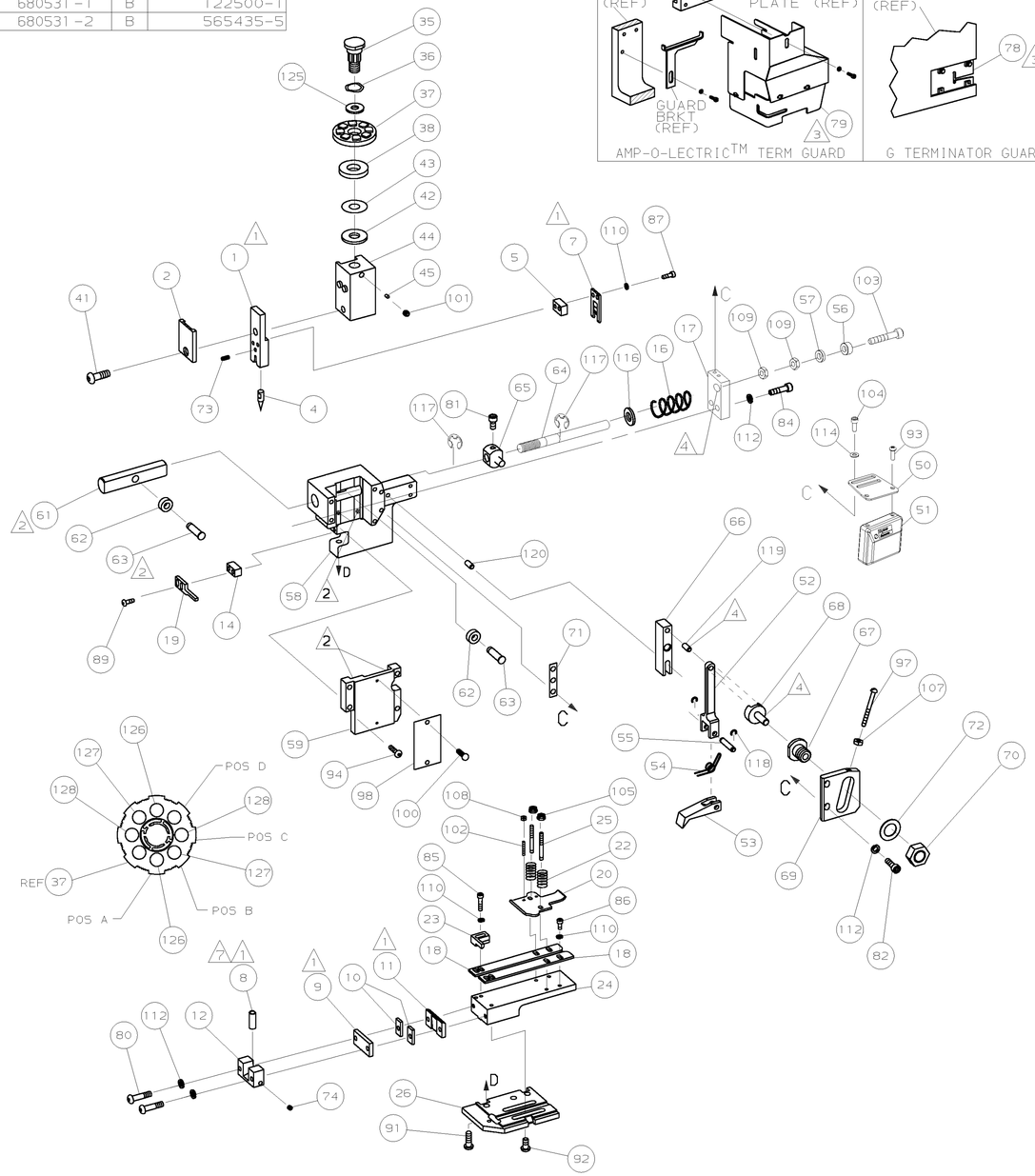

-2	-1	U/M	DWG SIZE	PART NO	DESCRIPTION	ITEM NO
						129
2	2	-	C	1-354779-3	PIN, WIRE DISC (.3055)C	128
2	2	-	C	354779-6	PIN, WIRE DISC (.3020)B	127
2	2	-	C	9-354778-7	PIN, WIRE DISC (.2980)A	126
1	1	-	A	986950-1	WASHER, FLAT PRECISION	125
1	1	-	A	217238-1	GENERAL INSTRUCTION PACKAGE	124
1	1	-	-	4088039	EF APPL INST 408-8039	123
						122
						121
1	1	-	A	1-21030-7	PIN,DOWEL(ø.187x1.50)HSG	120
1	1	-	A	1-21030-1	PIN,DOWEL(ø.187x.50)LEVER	119
2	2	-	A	21045-3	RING,RET"C"(ø.187)FD PIN	118
2	2	-	A	1-21046-6	RING, RETAINING (ADJ. ROD)	117
1	1	-	A	21899-4	WASHER,FLAT(ø5/16)SCR ADJ	116
						115
2	2	-	A	18028-2	WASHER FLAT (M4) COUNTER	114
						113
6	6	-	A	21024-5	WASHER,LOCK(NO.10)FD ROD GDE	112
						111
7	7	-	A	21024-4	WASHER,LOCK(NO.8)SHEAR BL	110
2	2	-	A	22593-1	NUT, HEX (1/4-20) MAGNET	109
2	2	-	A	21018-4	NUT,HEX(4-40)DRAG	108
1	1	-	A	21018-5	NUT,HEX(6-32)FD ADJ PL	107
						106
2	2	-	A	21022-2	NUT,HEX SL(8-32)DRAG STUD	105
2	2	-	A	9-21000-9	SCR, SHC (8-32X.44) COUNTER	104
1	1	-	A	3-21081-3	SCR, SHC (1/4-20X1.25) MAGNET	103
2	2	-	A	2-21006-6	SCR,SKT SET(4-40x.62)DRAG	102
						101
2	2	-	A	21017-2	SCR,DRIVE(#2x.19)ID PLATE	100
1	1	-	A	1-21002-7	SCR,BHC(6-32x.38)CAM	99
1	1	-	B	461264-1	PLATE, IDENTIFICATION	98
1	1	-	A	6-23715-5	SCR,PAN HD(6-32x1.50)FEED ADJ	97
						96
4	4	-	A	2-21002-9	SCR,BHC(10-32x.75)HSG CAP	95
2	2	-	A	994991-5	SCR, OVL HD (M4x12)	94
1	1	-	A	22733-8	SCR,BHC(8-32x.38 LW)ANVIL	93
4	4	-	A	3-21002-3	SCR,BHC(1/4-20x.50)ST GD PL	92
3	3	-	A	2-22733-8	SCR,BHC(1/4-20x.62)BASE PL	91
						90
2	2	-	A	8-21002-9	SCR,BHC(8-32x1.00)STRIPPER	89
						88
2	2	-	A	2-21000-8	SCR,SHC(8-32x.62)SLUG BLADE	87
3	3	-	A	2-21000-6	SCR,SHC(8-32x.38)STRIP GUIDE	86
2	2	-	A	2-21000-9	SCR,SHC(8-32x.75)R STRIP GUIDE	85
2	2	-	A	3-21000-7	SCR,SHC(10-32x.75)FEED ROD GDE	84
						83
2	2	-	A	3-21000-6	SCR,SHC(10-32x.62)FEED ADJ PL	82
1	1	-	A	3-21000-4	SCR,SHC(10-32x.38)PIVOT BLOCK	81
2	2	-	A	4-21000-0	SCR,SHC(10-32x1.25)SHEAR PL	80
△3 REF	-	-	A	455745-1	GUARD, WINDOW	79
△6 △3 -	REF	-	A	679532-1	INSERT, GUARD	78
						77
						76
						75
1	1	-	A	4-21008-0	SCR,SKT SET(8-32x.38)	74
1	1	-	A	5-21008-0	SCR,SKT SET(10-32x.25)	73
1	1	-	A	458109-1	WASHER, FLAT (SPECIAL)	72
1	1	-	A	690517-1	SPACER	71

QTY REQD PER ASSY — PARTS LIST

-1	LEADMAKER & BENCH MODEL G	MECH POST FEED
-2	BENCH MODEL K	MECH POST FEED

-2	-1	U/M	DWG SIZE	PART NO	DESCRIPTION	ITEM NO
1	1	-	A	22594-8	NUT, HEX	70
1	1	-	B	240628-1	PLATE, ADJ	69
1	1	-	B	240626-1	SHAFT, PIVOT	68
1	1	-	B	240633-1	BUSHING	67
1	1	-	A	455680-1	LEVER, INTERMEDIATE	66
1	1	-	B	1804311-1	BLOCK, PIVOT	65
1	1	-	A	1804311-1	SCR, ADJ	64
1	1	-	B	240659-3	PIN, CAM ROLLER	63
1	1	-	B	240658-1	CAM, ROLLER	62
1	1	-	B	454398-1	ROD, FEED	61
						60
1	1	-	C	454220-1	CAP, RAM	59
1	1	-	D	453736-1	HOUSING	58
1	1	-	B	1804310-1	MAGNET, RING	57
1	1	-	B	1804299-1	SPACER, MAGNET	56
1	1	-	B	240624-1	PIN, FEED FINGER	55
1	1	-	B	691499-1	SPRING, FEED FINGER	54
1	1	-	B	240635-1	FINGER, FEED	53
1	1	-	B	240634-1	LEVER, TERMINAL	52
1	1	-	B	1804300-1	APPL. COUNTER ASSY.	51
1	1	-	A	1804303-1	BRACKET, COUNTER MOUNTING	50
						49
1	-	-	B	690501-3	CAM, POST FEED 1 1/8 ST	48
-	1	-	B	690501-4	CAM, POST-FEED 1 5/8 ST	47
						46
1	1	-	A	690191-1	PLUG, NYLON	45
1	1	-	C	356626-1	RAM	44
1	1	-	A	690125-1	WASHER, LAMINATED	43
1	1	-	A	690124-5	WASHER, RAM	42
1	1	-	A	7-21002-9	BOLT, CRIMPER(5/16-24x1.00)	41
						40
						39
1	1	-	A	690223-2	SPACER, INSULATION DISC	38
1	1	-	D	354777-1	WIRE DISC, PLASTIC	37
1	1	-	A	22480-5	WASHER, SPRING	36
1	1	-	B	690212-1	POST, RAM	35
						34
						33
						32
						31
						30
						29
						28
						27
1	1	-	C	356639-1	PLATE, BASE	26
2	2	-	A	22354-8	DRAG, STUD	25
1	1	-	B	455678-6	PLATE, STRIP GUIDE	24
1	1	-	C	240825-4	PLATE, STRIP HOLD DOWN	23
2	2	-	A	4-22281-1	SPRING, DRAG	22
						21
1	1	-	A	454177-1	DRAG, STOCK	20
1	1	-	A	240639-1	STRIPPER	19
2	2	-	C	454204-3	GUIDE, STRIP (FRONT)	18
1	1	-	A	1804305-2	GUIDE, FEED ROD	17
1	1	-	A	4-22284-9	SPRING, FEED RETURN	16
						15
1	1	-	A	3-690451-8	STRIPPER, SPACER	14
						13
1	1	-	B	693079-1	HOLDER, ANVIL	12
△1 1	1	-	B	240833-2	PLATE, REAR SHEAR	11
2	2	-	C	1-240645-1	SPACER, SHEAR PLATE	10
△1 1	1	-	B	693080-1	PLATE, FRONT SHEAR	9
△7 △1 1	1	-	D	693078-5	ANVIL	8
△1 1	1	-	B	240651-8	BLADE, SLUG	7
						6
1	1	-	C	6-240641-6	SPACER, SLUG BLADE	5
△1 1	1	-	B	693077-5	PIN, SEPERATING	4
						3
1	1	-	B	356634-1	CAP, TOOL	2
△1 1	1	-	C	693076-1	CRIMPER, CROWN	1

QTY REQD PER ASSY — PARTS LIST

← REVISION OF EACH ASSY NO (WHEN BLANK, USE DWG REVISION)

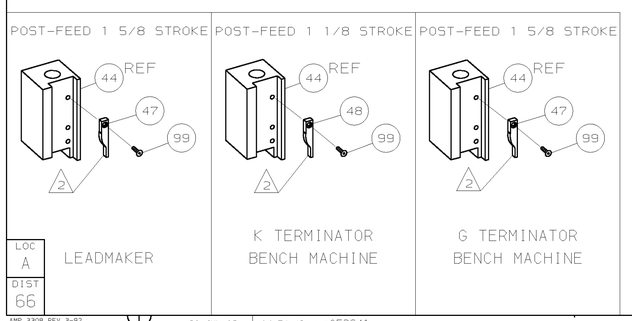

△1 RECOMMENDED SPARE PARTS.

△2 GREASE LIGHTLY.

△3 GUARD MUST BE IN PLACE WHEN OPERATING APPLICATOR IN A BENCH MACHINE.

△4 LUBRICATE DAILY USING NO. 20 MACHINE OIL.

△5 THIS APPLICATOR SIZES A ø.190 STUD HOLE.

△6 ITEM 78 USED WITH G TERMINATOR ONLY.

△7 MOUNT SHEAR ANVIL WITH FLAT TOWARD FRONT SHEAR PLATE (ITEM 9).

P	F	LTR	REVISION RECORD	APP	DATE
		B	EC-06-017596	CMR	7/06

DIMENSIONS IN INCHES. DO NOT SCALE PRINT.
TOLERANCES UNLESS OTHERWISE SPECIFIED:
2 PLC DEC ±-
3 PLC DEC ±-
4 PLC DEC ±-
ANGLES ± -
SURF TEXTURE: √
REMOVE BURRS, BREAK SHARP EDGES R.015 MAX

MATL	HT TR	FIN
-	-	-
-	-	-

DR 9-11-97 B.HIGMAN — APP 9-11-97 T ELBIN
CHK 9-11-97 C ERISMAN — REL - -

AMP Incorporated Harrisburg, PA 17105-3608

NAME END FEED HDM APPLICATOR — MACHINE REF MINI APPL

SCALE - — D — DWG NO 680531 — SHEET 1 OF 1 — REV B

THIS DRAWING IS A CONTROLLED DOCUMENT FOR AMP INCORPORATED. IT IS SUBJECT TO CHANGE AND THE CONTROLLING ENGINEERING ORGANIZATION SHOULD BE CONTACTED FOR THE LATEST REVISION.

THIS INFORMATION IS CONFIDENTIAL AND IS DISCLOSED TO YOU ON CONDITION THAT IT NOT BE DISCLOSED TO ANYONE OTHER THAN AMP PERSONNEL WITHOUT WRITTEN AUTHORIZATION FROM AMP INCORPORATED, HARRISBURG, PA.

LOC A — DIST 66

AMP 3308 REV 3-92 — 20-JUL-06 — 14:54:49 us052641