

### 1. Scope

The present specifications shall apply to an RK44.

### 2. Outline

|              |                                |
|--------------|--------------------------------|
| Type         | Silicon Schottky Barrier Diode |
| Structure    | Resin Molded                   |
| Applications | High Frequency Rectification   |

### 3. Flammability

UL94V-0(Equivalent)

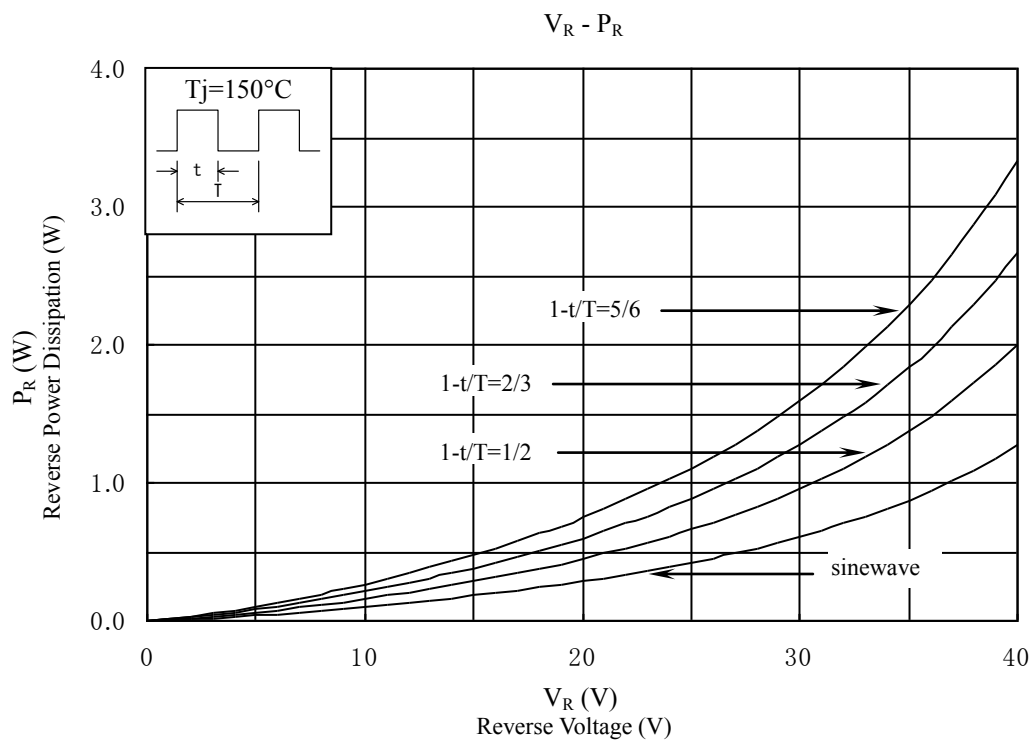
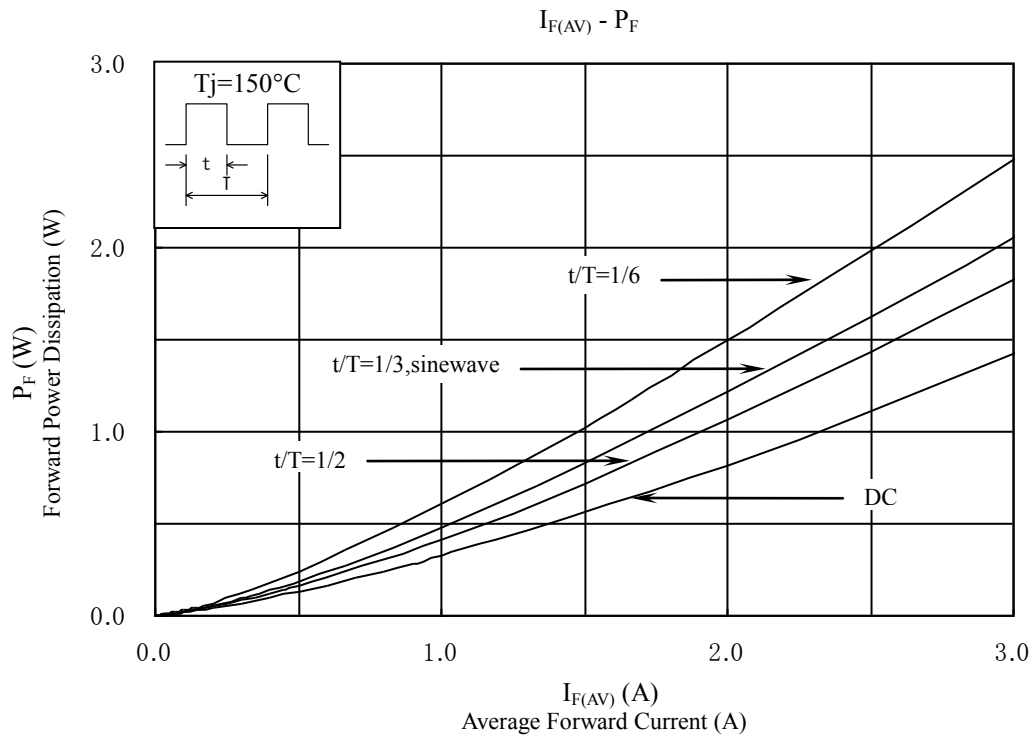
## 4. Absolute maximum ratings

| No. | Item                           | Symbol      | Unit        | Rating   | Conditions                         |
|-----|--------------------------------|-------------|-------------|----------|------------------------------------|
| 1   | Transient Peak Reverse Voltage | $V_{RSM}$   | V           | 45       |                                    |
| 2   | Peak Reverse Voltage           | $V_{RM}$    | V           | 40       |                                    |
| 3   | Average Forward Current        | $I_{F(AV)}$ | A           | 3.0      | Refer to Derating of 7             |
| 4   | Peak Surge Forward Current     | $I_{FSM}$   | A           | 80       | 10msec.<br>Half sinewave, one shot |
| 5   | $I^2t$ Limiting Value          | $I^2t$      | $A^2s$      | 32       | $1msec \leq t \leq 10msec$         |
| 6   | Junction Temperature           | $T_j$       | $^{\circ}C$ | -40~+150 |                                    |
| 7   | Storage Temperature            | $T_{stg}$   | $^{\circ}C$ | -40~+150 |                                    |

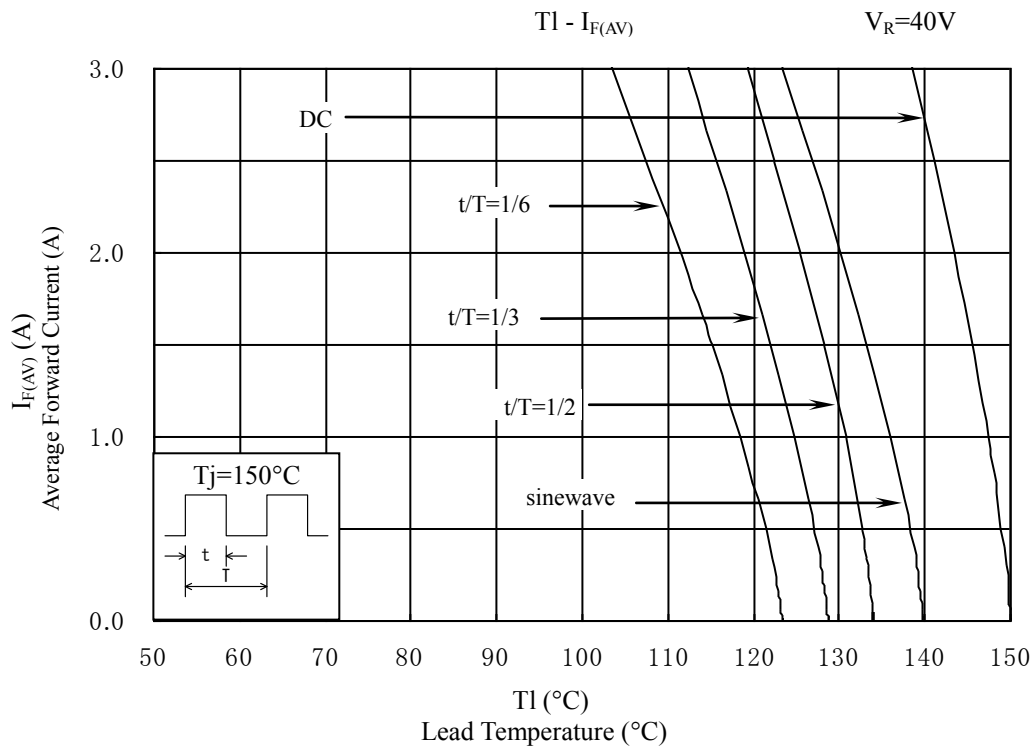
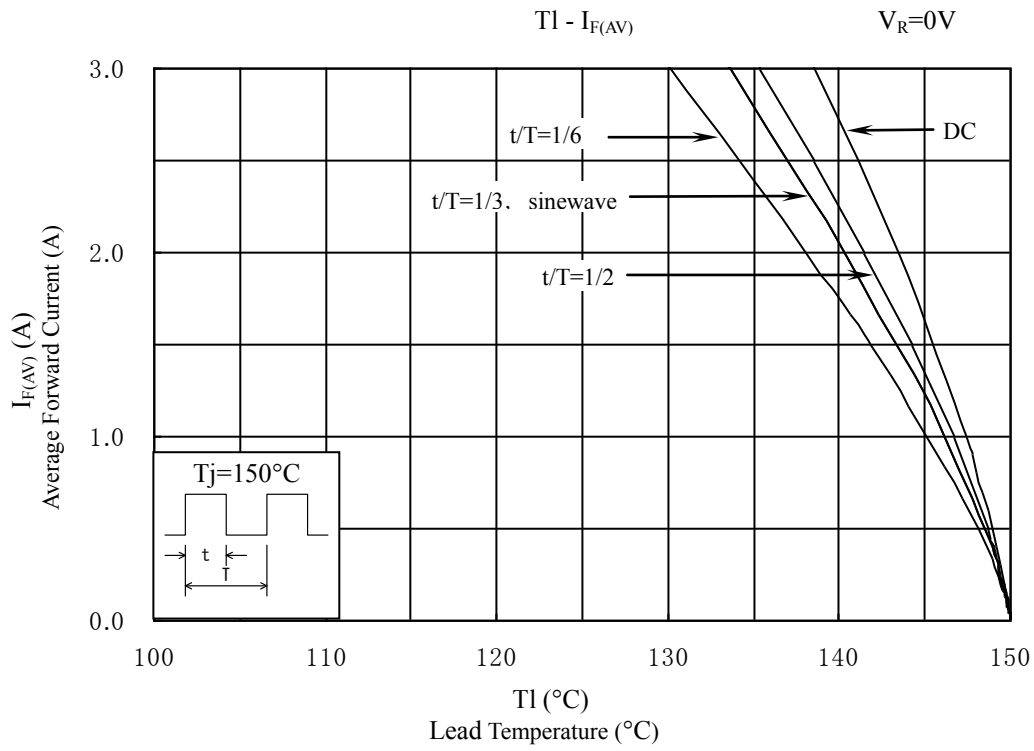
5. Electrical characteristics ( $T_a=25^{\circ}C$  , unless otherwise specified)

| No. | Item   | Symbol        | Unit          | Value     | Conditions                     |
|-----|--|---------------|---------------|-----------|--------------------------------|
| 1   | Forward Voltage Drop                           | $V_F$         | V             | 0.55 max. | $I_F=3.0A$                     |
| 2   | Reverse Leakage Current                        | $I_R$         | mA            | 5.0 max.  | $V_R=V_{RM}$                   |
| 3   | Reverse Leakage Current Under High Temperature | $H \cdot I_R$ | mA            | 100 max.  | $V_R=V_{RM}, T_j=150^{\circ}C$ |
| 4   | Thermal Resistance                             | $R_{th(j-l)}$ | $^{\circ}C/W$ | 8.0 max.  | Between Junction and Lead      |

6.Characteristics

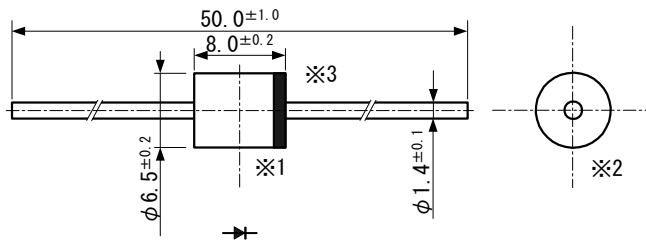


7. Derating



8. Package information

8-1 Package type, physical dimensions and material



- \*1 The allowance position of Body against the center of whole lead wire is 0.5mm(max.)
- \*2 The centric allowance of lead wire against center of physical body is 0.3mm(max.)
- \*3 The burr may exit up to 2mm from the body of lead

Dimensions in mm

8-2 Appearance

The body shall be clean and shall not bear any stain, rust or flaw.

8-3 Marking

- ① Type number RK44
- ② Lot number 1
  - First digit: Last digit of Year
  - Second digit: Month
  - From 1 to 9 for Jan. to Sep.
  - O for Oct., N for Nov., and D for Dec.
- ③ Lot number 2 (ten days)
  - : Top of the month
  - : Middle of month
  - : End of month

