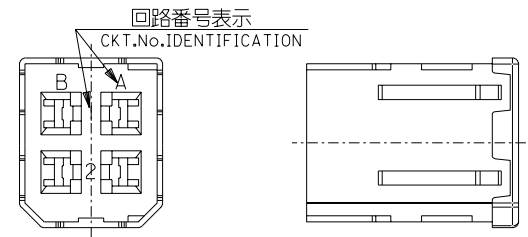
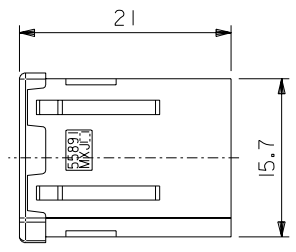
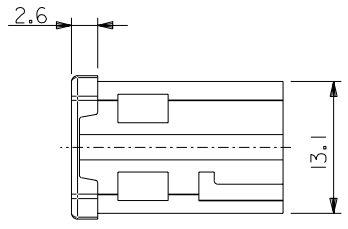


嵌合側
MATING SIDE



電線挿入側
WIRE SIDE



注記
NOTES

1. 材質
MATERIAL
ガラス入りPBT樹脂 UL94V-0 色:黒
HOUSING : PBT G.F. UL94V-0 COLOR : BLACK
2. 適用端子 : 56193-4*85
APPLICABLE CRIMP PIN : 56193-4*85
3. 適用シエルボディ : 56380-1200
APPLICABLE SHELL BODY : 56380-1200
4. 適用シエルカバー : 56381-1200
APPLICABLE SHELL COVER : 56381-1200
5. 嵌合相手 : 51300-041*
MEET WITH : 51300-041*

<誤嵌合防止キー(極性)タイプ>
<POLARITY KEY TYPE>

55891-0401	55891-0402	55891-0403	55891-0404
A TYPE (CKT No. A-1)	B TYPE (CKT No. A-2)	C TYPE (CKT No. B-1)	D TYPE (CKT No. B-2)

B-2	D	55891-0404	55891-040*	4
B-1	C	55891-0403		
A-2	B	55891-0402		
A-1	A	55891-0401		
SEQUENCE POSITION (CIRCUIT No.)	POLARITY TYPE	MATERIAL No.	MODEL No.	CIRCUIT

DO NOT SCALE DRAWING

EC NO. DRWN: CHK: APPR:	EC NO. DRWN: CHK: APPR:	EC NO. DRWN: CHK: APPR:	REVISED 02/04/15 EC NO. J2002-2601 DRWN: S.AKIYAMA CHK: J.MIYAZAWA APPR: YO.ITO	0 RELEASED 01/10/12 EC NO. J2002-0854 DRWN: S.AKIYAMA CHK: J.MIYAZAWA APPR: YO.ITO	DESCRIPTION MATERIAL 材料 FINISH 仕上げ WIRE RANGE 適用電線範囲 INS. RANGE 被覆外径	注記参照 SEE NOTES #	GENERAL TOLERANCES: (UNLESS SPECIFIED) 一般公差	SCALE 2-1	DESIGN UNITS <input checked="" type="checkbox"/> mm <input type="checkbox"/> INCH	THIRD ANGLE PROJECTION <input type="checkbox"/> mm <input type="checkbox"/> INCH <input checked="" type="checkbox"/> mm ONLY	SHT 4 REV REVISE ON CAD ONLY
			A	0			10 UNDER 未満 ±0.2 10 OVER 以上 30 UNDER 未満 ±0.25 30 OVER 以上 ±0.3	DRAWN BY & DATE S. Akiyama 01/10/11 CHECKED BY & DATE J. Miyazawa APPROVED BY & DATE Y. Ito	TITLE: COMPACT ROBOT CONN. POWER PLUG PIN HS'G	MATERIAL NO. SEE CHART	DRAWING NO. SD-55891-002
							ANGLE 角度 ±3°	CAD FILENAME 55891002.S01	MOLEX INCORPORATED		SHEET NO. 1 OF 1
THIS DRAWING CONTAINS INFORMATION THAT IS PROPRIETARY TO MOLEX INCORPORATED AND SHOULD NOT BE USED WITHOUT WRITTEN PERMISSION.											SIZE B