
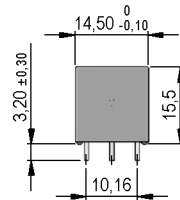
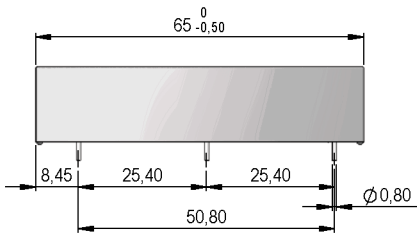


**Dimensions mm[inch]**

tolerances acc. to DIN ISO 2768-m  
Toleranzen gem. DIN ISO 2768-m

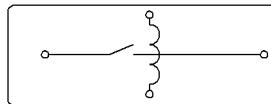
**Isometric**

Scale 1:2  
Maßstab 1:2



**Layout**

Top view  
Draufsicht



**Marking**

according to EN60062/factory code  
gem. EN60062/Fertigungsstätte



Coil Data at 20 °C	Conditions	Min	Typ	Max	Unit
Coil resistance		945	1.050	1.155	Ohm
Coil voltage			24		VDC
Rated power			554		mW
Coil current			22,8		mA
Thermal resistance	max. Relay temperature = operating temperature + self heating		26		K/W
Pull-In voltage				18	VDC
Drop-Out voltage		2			VDC

Contact data 83	Conditions	Min	Typ	Max	Unit
Contact rating	Any DC combination of V & A not to exceed their individual max.'s			50	W
Switching voltage	DC or Peak AC			7.500	V
Switching current	DC or Peak AC			3	A
Carry current	DC or Peak AC			5	A
Contact resistance static	Measured with 40% overdrive Start Value			150	mOhm
Insulation resistance	RH <45 %, 100 V test voltage	1			TOhm
Breakdown voltage	according to EN 60255-5	10			kV DC
Operate time incl. bounce	measured with 40% overdrive			3,2	ms
Release time	measured with no coil excitation			1,5	ms
Capacitance	@ 10 kHz across open switch		1		pF

Special Product Data	Conditions	Min	Typ	Max	Unit
Number of contacts				1	
Contact - form				A - NO	
Dielectric Strength Coil/Contact	according to EN 60255-5	10			kV DC
Insulation resistance Coil/Contact	RH <45%, 200 VDC test voltage	1			TOhm
Case colour				grey	
Housing material				Polycarbonat	
Sealing compound				Polyurethan	
Connection pins				Copper alloy tin plated	
Magnetic Shield				no	
Reach / RoHS conformity				yes	



Europe: +49 / 7731 8399 0

| Email: info@standexmeder.com

Item No.:

USA: +1 / 508 295 0771

| Email: salesusa@standexmeder.com

**8524183002**

Asia: +852 / 2955 1682

| Email: salesasia@standexmeder.com

Item:

**HE24-1A83-02**

Environmental data	Conditions	Min	Typ	Max	Unit
Shock	1/2 sine wave duration 11ms			50	g
Vibration	from 10 - 2000 Hz			20	g
Operating temperature		-20		70	°C
Storage temperature		-25		85	°C
Soldering temperature	wave soldering max. 5 sec.			260	°C
Washability					fully sealed

Modifications in the sense of technical progress are reserved

Designed at: 27.11.07 Designed by:

Approval at: 12.03.08 Approval by: RRIPPL

Last Change at: 08.04.14 Last Change by: WKOVACS

Approval at: 16.04.14 Approval by: DSTASTNY

Version: 06