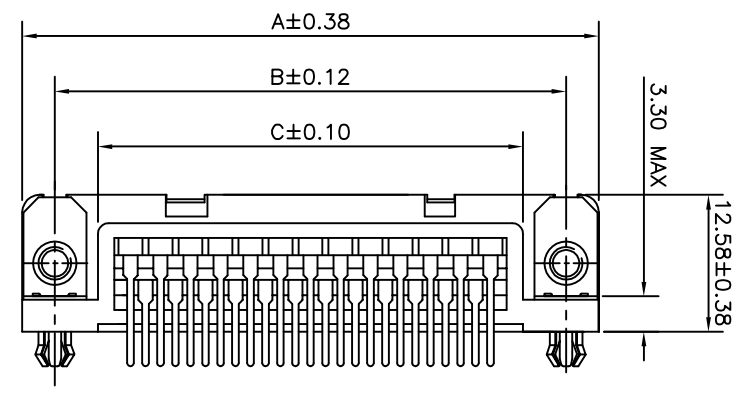
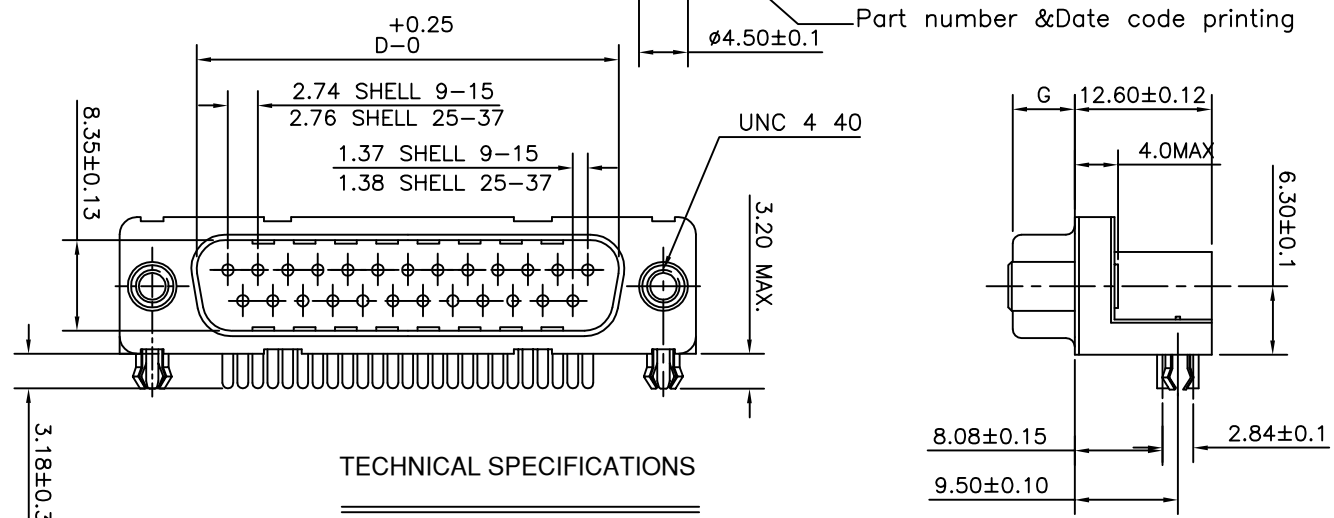
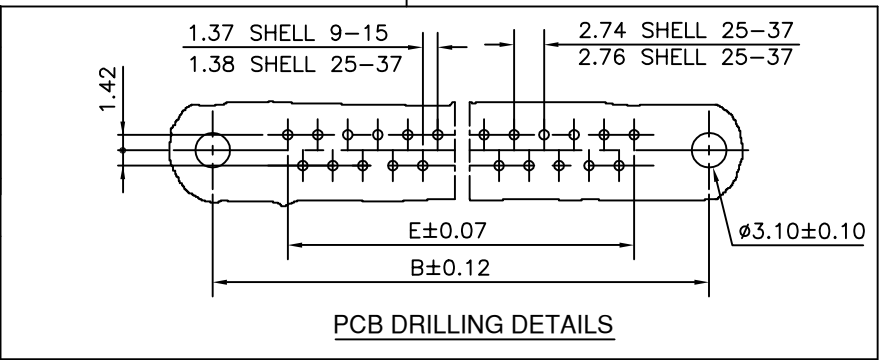


37	69.32	63.50	55.68	55.30	49.68	5.70 ^{+0.25} ₋₀
25	53.03	47.04	39.12	38.84	33.12	5.70 ^{+0.25} ₋₀
15	39.14	33.32	25.18	25.12	19.18	5.90 ^{+0.15} ₋₀
09	30.81	24.99	16.96	16.79	10.96	5.90 ^{+0.15} ₋₀
SHELL	A	B	C	D	E	G



I	D	2	5	P	3	3	E	4	G	V	0	0	L	F
SERIES														
NO. OF CONTACTS														
09, 15, 25 & 37														
TYPE OF CONTACTS														
P-PIN														
TYPE OF TERMINATION														
33-ANGLED SPILL														
PITCH 2.84 USA														
FOOT PRINT 8.08 USA														
HEIGHT OF TERMINATION														
E-3.18 US STANDARD														
LEAD FREE														
SPECIAL CODE														
00->STANDARD														
MOUNTING OPTIONS														
GV->HARPOON+F.SCREW LOCK UNC 4 40+METAL BRACKET														
PV->FEMALE SCREW LOCK UNC 4.40														
GI->HARPOON+F.SCREW LOCKM3+METAL BRACKET														
PLATING														
4->FLASH Au+Sn/Sn Pb														
6->0.76 _μ Au+Sn/Sn Pb														

MATERIAL

SHELL : STEEL TIN/Zinc Cr 3 PLATED.

INSULATORS : SELF EXTINGUISHING BLACK POLYESTER UL CLASS 94V0

CONTACTS : THE HOUSING WILL WITHSTAND EXPOSURE TO 260-265°C IF WE USE PROTECTIVE ADHESIVE (type Kapton or Teflon) OR PROTECTIVE METALLIC DEVICE

PLATING : COPPER ALLOY

ACTIVE ZONE : GOLD OVER NICKEL

TERMINATION ZONE : TIN LEAD OVER NICKEL

FOR LEAD FREE PLATING : 2_μ MIN. MATTE TIN TOP OVER
1.27_μ MIN. NICKEL UNDER PLATE (ON TERMINATION ZONE)

METAL BRACKET : BRASS, TIN/Zinc Cr3 PLATED.

HARPOON : BRASS, TIN PLATED.

SCREW LOCK : BRASS, TIN/Zinc Cr3 PLATED.

ELECTRICAL DATA

MAX. CURRENT RATING : 5A

TEST VOLTAGE : 1000V

RATED VOLTAGE : 300V

CONTACT RESISTANCE : ≤ 25mΩ

SHELL RESISTANCE : ≤ 5mΩ

INSULATION RESISTANCE : ≥ 5000MΩ

ENVIRONMENTAL CHARACTERISTICS

OPERATING TEMPERATURE RANGE : -55°C +125°C

MECHANICAL CHARACTERISTICS

MATING/UNMATING CYCLES (MIN) : 200 (FLASH Au); 500 (0.76_μ Au)

INSERTION/EXTRACTION FORCE PER CONTACT : 5 N Max./ 0.3 N Min.

"This LF product meets European Union Directives and other country regulations as described in GS-22-008"

The housing will withstand exposure to 260°C peak temperature for 3.5 seconds in a wave solder application with a 1.6mm minimum thick circuit board.

Packaging as per GS-14-920

mat'l. code		surface		tolerance		projection		product family	
SEE NOTE 4		ISO 1302		ISO 406 ISO 1101		MM		DELTA-D	
ltr		ecn no		date		tolerances unless otherwise specified		title	
D		106-0074		GVJ 2006/06/08		angles linear		DELTA-D A/S MALE CONNECTOR (GV VER.)	
						0°±1°		(WITH FEM.SCREW LOCK, HARPOON & METAL BRACKET)	
						.00±0.1		dwg no	
						.000±.00X		sheet 1 of 1	
				dr		GEORGE.V.JOSEPH 1998/12/16		size	
				enr		GEORGE.V.JOSEPH 1998/12/16		A3	
				chr		GEORGE.V.JOSEPH 2006/06/22		C-DD-0024	
				appd		K_V_SIVADAS 2006/06/22		type	
								Product Customer Drawing	
sheet index		revision sheet		D					
1		1		1					

FCI FCIconnect.com Copyright FCI