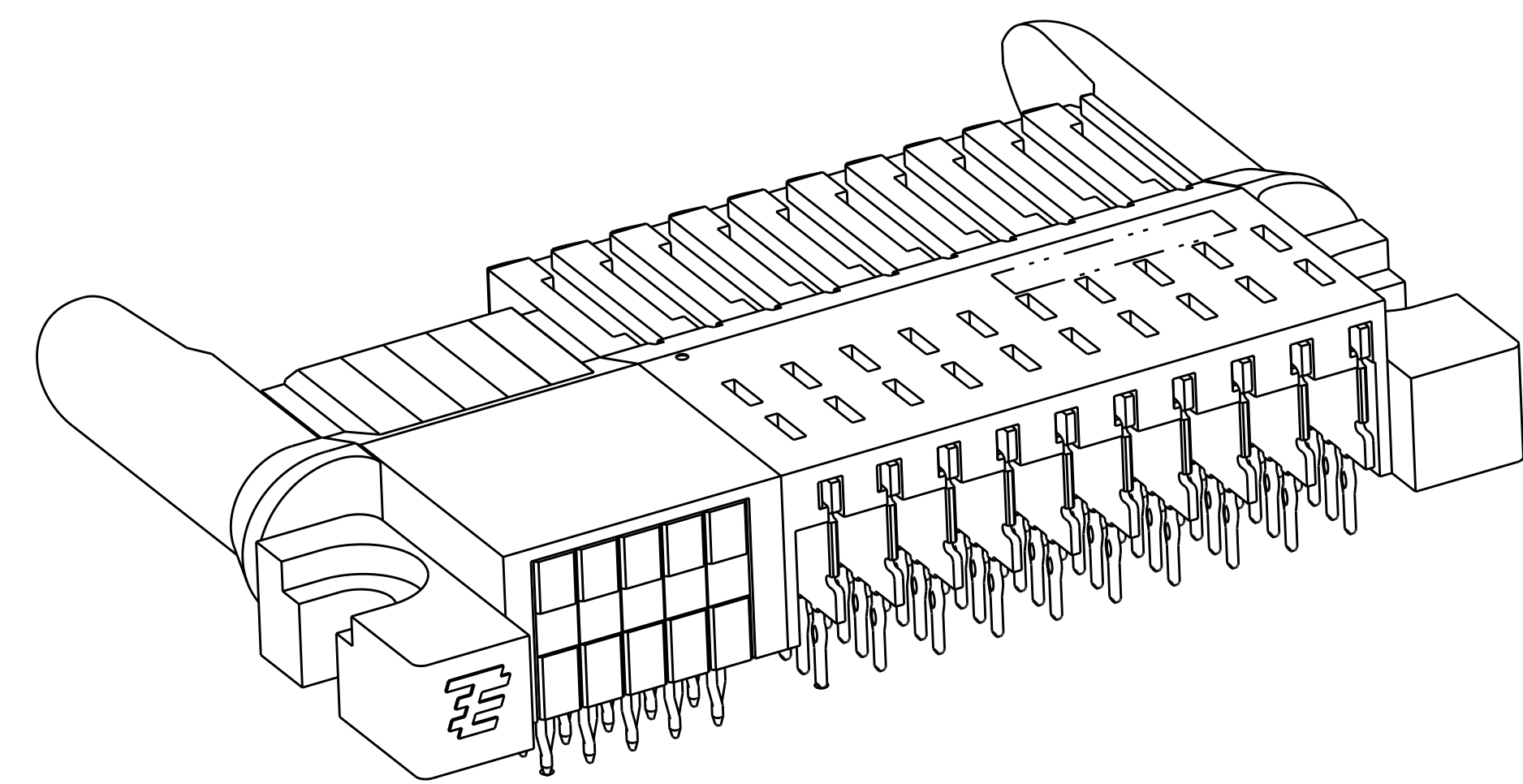
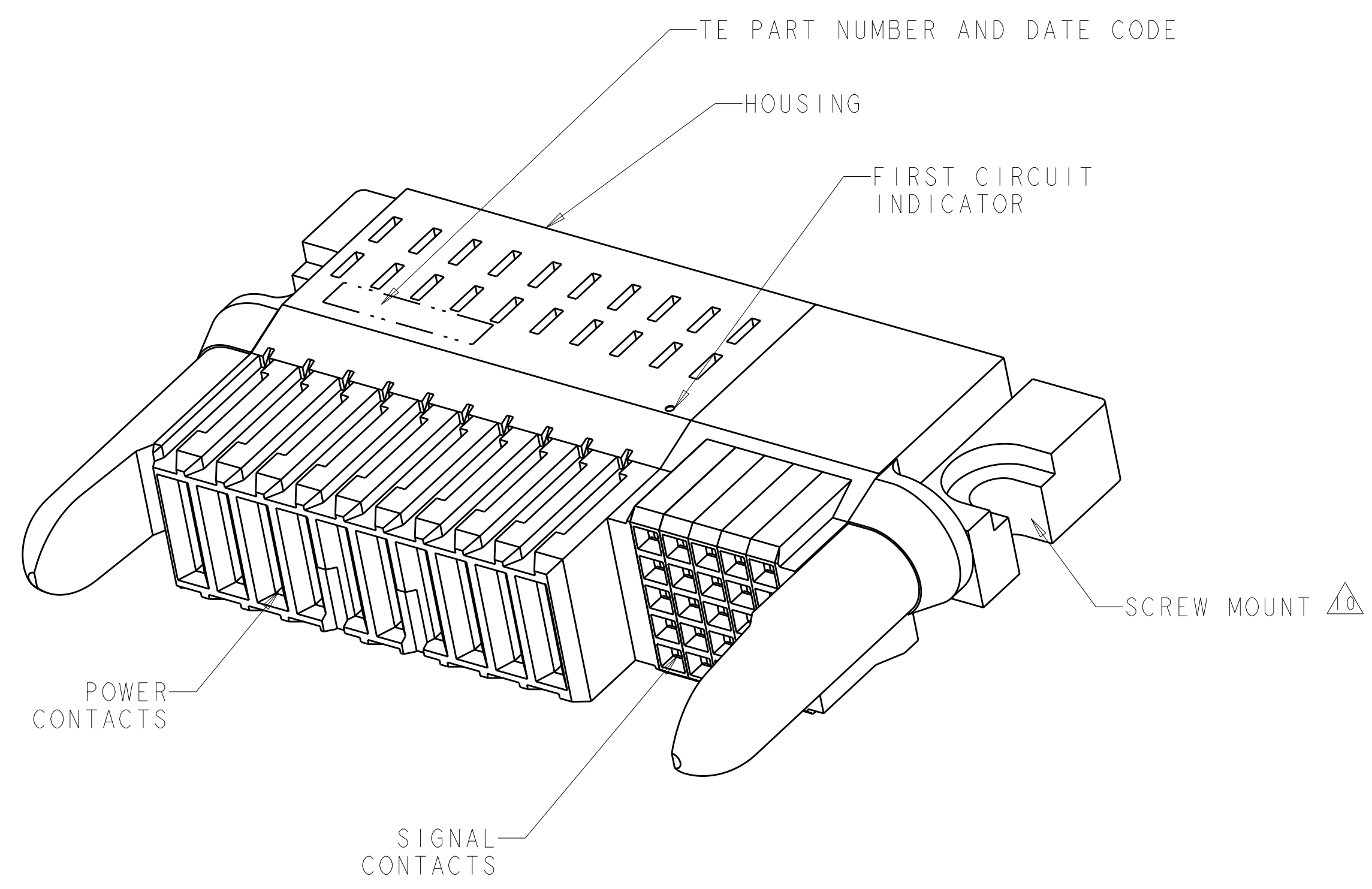


LOC	DIST	REVISIONS					
		P	LTN	DESCRIPTION	DATE	OWN	APVD
AA	00						
	A2			REV PER ECO-13-015117	16SEP2013	OL	SZ
	A3			ADD NEW PART 6--2	18NOV2013	OL	SZ
	A4			ECR-15-001425	19JAN2015	SZ	SZ



**2-1926739-5 SHOWN**

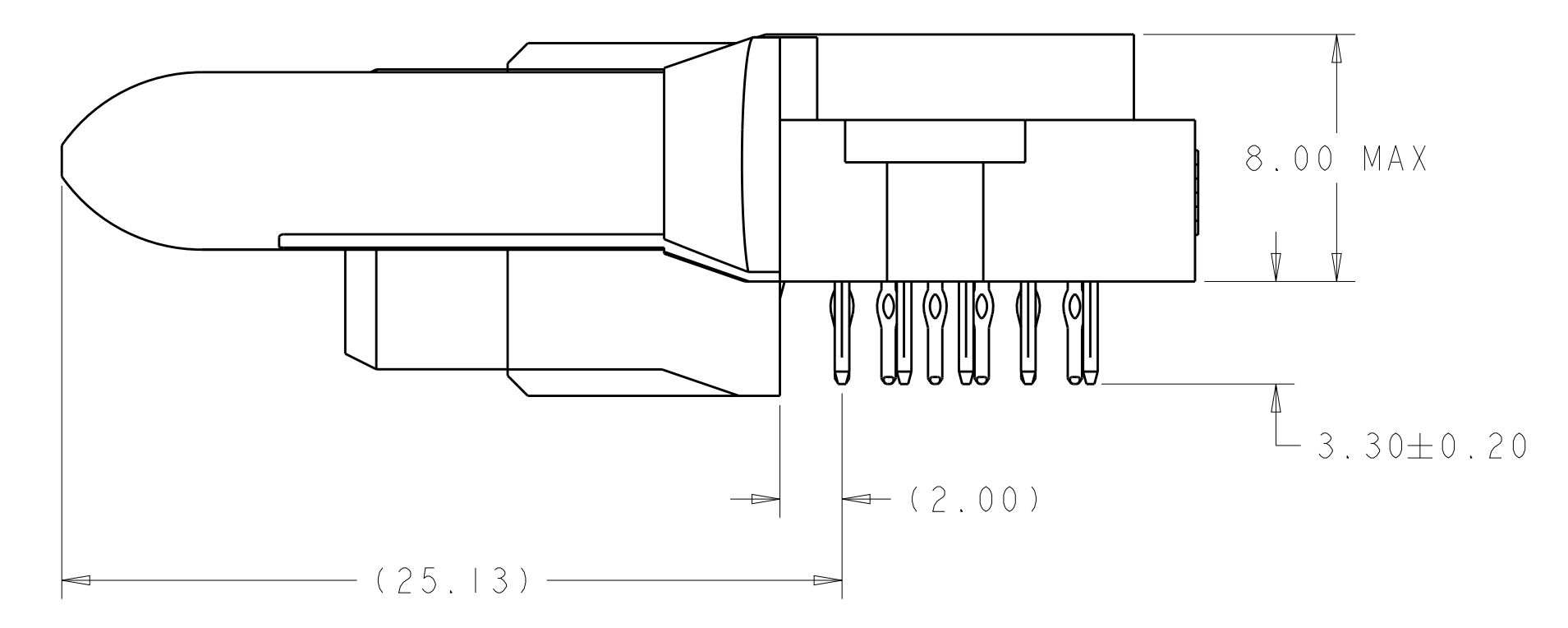
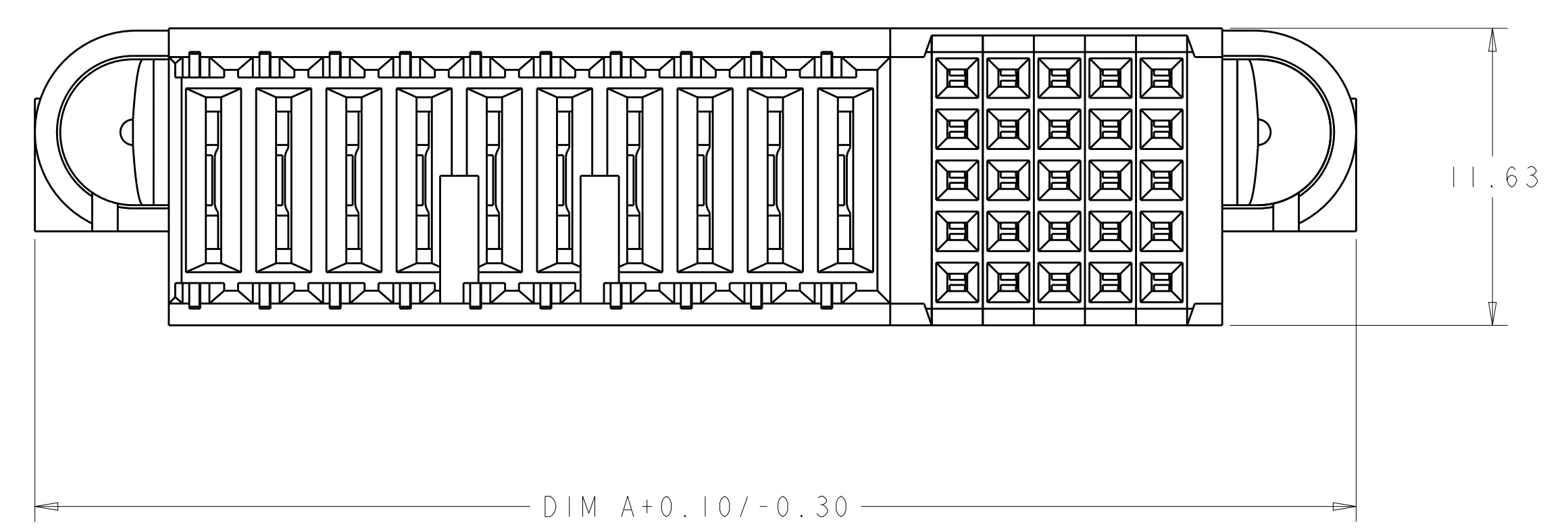
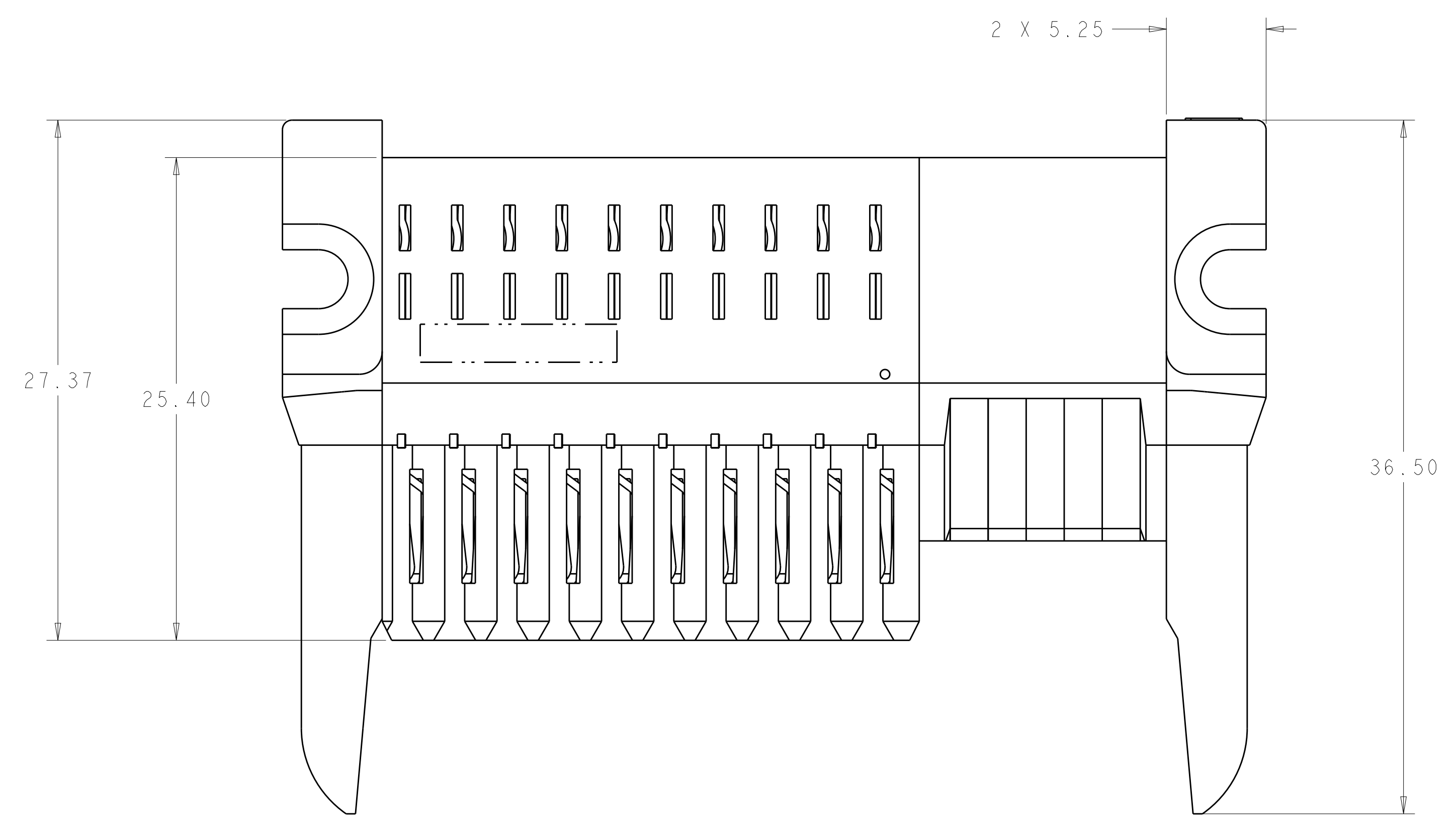
- HOUSING: GLASS FILLED LIQUID CRYSTAL POLYMER, COLOR: BLACK, UL 94 V-O RATED  
 SIGNAL CONTACT: PHOSPHOR BRONZE  
 SIGNAL OVERMOLD: GLASS FILLED POLYESTER  
 POWER CONTACT: COPPER ALLOY
- SIGNAL CONTACT: 0.00127mm MIN NICKEL ALL OVER,  
 MATING AREA: 0.00008mm MIN GOLD OVER  
 0.00076mm MIN PALLADIUM-NICKEL  
 TAIL AREA: 0.0005mm MIN MATTE TIN  
  
 POWER CONTACT: 0.00127mm MIN NICKEL ALL OVER,  
 MATING AREA: 0.00008mm MIN GOLD OVER  
 0.00076mm MIN PALLADIUM-NICKEL,  
 TAIL AREA: 0.0005mm MIN MATTE TIN
- CONTACT MATING AREA LUBRICATED WITH BELLCORE APPROVED LUBRICANT,  
 TECHNICAL REFERENCE: GR-1217-CORE, ISSUE 1, NOVEMBER 1995
- THIS CONNECTOR EMPLOYS UL RECOGNIZED Z-PACK 2mm HM SIGNAL CONTACTS

- 5 DATUMS AND BASIC DIMENSIONS TO BE ESTABLISHED BY CUSTOMER
- 6 PC BOARD THICKNESS 1.4mm MIN, FOR WAVE SOLDER PC BOARD THICKNESS 2.62 MAX
- 7 SEE APPLICATION SPEC 114-13215 FOR PLATED THROUGH HOLE INFORMATION
- 8. SEE CUSTOMER DRAWING 1926730 OR 1926732 FOR MATING CONNECTOR
- 9 UNPLATED HOLES
- 10 #4-40 UNC PAN HEAD SCREW WITH HEX NUT, NOT SHOWN, SUPPLIED BY CUSTOMER

12	15	1	2	21.94	25.74	15S X 2P	8-1926739-0
144	40	23	7	92.44	96.24	40S X 24P	7-1926739-7
120	35	19	6	79.44	83.24	35S X 20P	6-1926739-2
108	35	17	6	73.94	77.74	35S X 18P	5-1926739-5
96	25	15	4	64.44	68.24	25S X 16P	4-1926739-6
72	15	11	2	49.44	53.24	15S X 12P	3-1926739-0
48	20	7	3	40.44	44.24	20S X 8P	1-1926739-1
72	25	11	4	51.44	57.24	25S X 12P	1926739-9
48	25	7	4	42.44	46.24	25S X 8P	1-1926739-8
36	20	5	3	36.74	40.54	20S X 6P	1-1926739-0
60	25	9	4	47.94	51.74	25S X 10P	2-1926739-5
F PLC	E PLC	D SPACES	C SPACES	DIM B	DIM A	NO OF POSITIONS	PART NUMBER

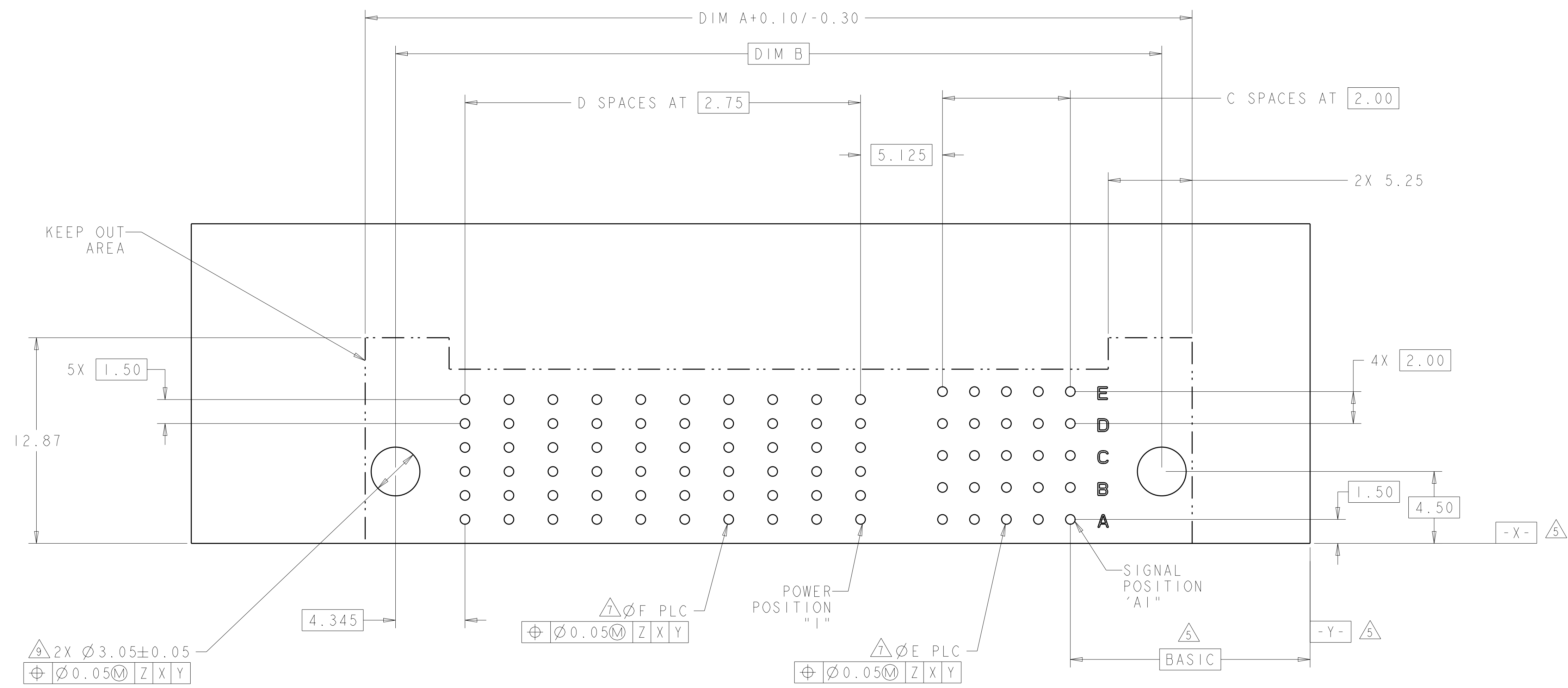
DIMENSIONS: mm 		TOLERANCES UNLESS OTHERWISE SPECIFIED: 0 PLC ± 1 PLC ±0.13 2 PLC ± 3 PLC ± 4 PLC ± ANGLES ±		DIMENSIONS: DIM B DIM A NO OF POSITIONS PART NUMBER	
MATERIAL: SEE NOTE 1 FINISH: SEE NOTE 2		WEIGHT: - SCALE: 3:1		SHEET 1 OF 3 REV A4	

LOC		DIST		REVISIONS			
P	LTN	DESCRIPTION	DATE	DMN	APVD		
-	-	SEE SHEET 1	-	-	-		



<small>THIS DRAWING IS UNPUBLISHED. RELEASED FOR PUBLICATION BY TYCO ELECTRONICS CORPORATION. ALL RIGHTS RESERVED.</small>		DWN: ORANDO LI 28OCT2011 CHK: SUNY ZHAO 28OCT2011 APVD: SUNY ZHAO 28OCT2011	Tyco Electronics Shanghai, PR 200233
DIMENSIONS: mm 	TOLERANCES UNLESS OTHERWISE SPECIFIED: 0 PLC ± 1 PLC ±0.13 2 PLC ± 3 PLC ± 4 PLC ± ANGLES ± FINISH SEE NOTE 2	NAME: RECEPTACLE ASSEMBLY, RIGHT ANGLE, PASSIVE GUIDE, SIGNAL/POWER, WITH SCREW MOUNT, MINIPAK HDL PRODUCT SPEC: 108-2325 APPLICATION SPEC: 114-13215 WEIGHT: - Customer Drawing	SIZE: A CAGE CODE: 1926739 SCALE: 3:1 SHEET: 2 OF 3 REV: A4

LOC	DIST	REVISIONS			
P	LTN	DESCRIPTION	DATE	DWN	APVD
-	-	SEE SHEET 1	-	-	-



**2-1926739-5 SHOWN**  
**RECOMMENDED PRINTED CIRCUIT BOARD LAYOUT**  
 (AS VIEWED FROM COMPONENT SIDE)

<small>THIS DRAWING IS UNPUBLISHED. IT IS THE PROPERTY OF TYCO ELECTRONICS CORPORATION. IT IS TO BE USED ONLY FOR THE CONTROL AND TESTING OF THE ORGANIZATION TO WHICH IT IS ISSUED. IT IS NOT TO BE REPRODUCED OR TRANSMITTED IN ANY FORM OR BY ANY MEANS, ELECTRONIC OR MECHANICAL, INCLUDING PHOTOCOPYING, RECORDING, OR BY ANY INFORMATION STORAGE AND RETRIEVAL SYSTEM, WITHOUT THE WRITTEN PERMISSION OF TYCO ELECTRONICS CORPORATION.</small>		DWN: ORANDO LI 28OCT2011 CHK: SUNY ZHAO 28OCT2011 APVD: SUNY ZHAO 28OCT2011	Tyco Electronics Shanghai, PR 200233
DIMENSIONS: mm 	TOLERANCES UNLESS OTHERWISE SPECIFIED: 0 PLC ± 1 PLC ±0.13 2 PLC ± 3 PLC ± 4 PLC ± ANGLES ±	PRODUCT SPEC: 108-2325 APPLICATION SPEC: 114-13215 WEIGHT: -	NAME: RECEPTACLE ASSEMBLY, RIGHT ANGLE, PASSIVE GUIDE, SIGNAL/POWER, WITH SCREW MOUNT, MINIPAK HDL SIZE: A1 CAGE CODE: 00779 DRAWING NO: C=1926739
MATERIAL: SEE NOTE 1 FINISH: SEE NOTE 2	CUSTOMER DRAWING	SCALE: 3:1 SHEET: 3 OF 3 REV: A4	RESTRICTED TO: -