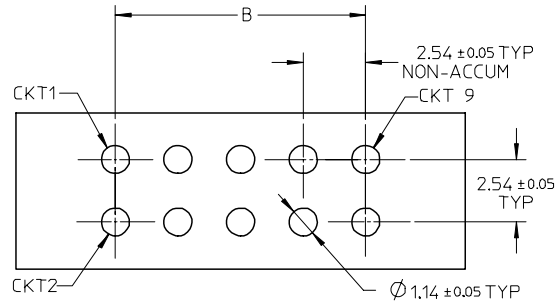
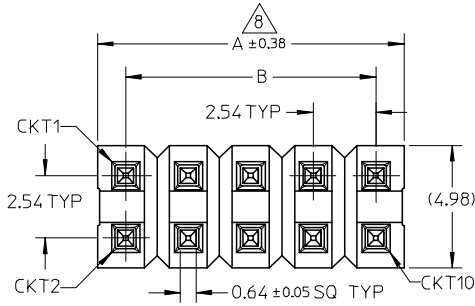
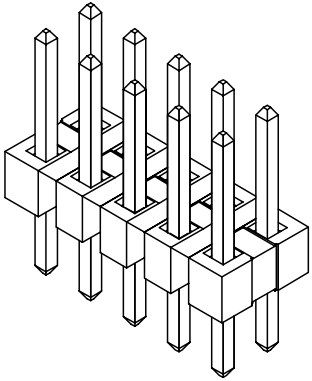
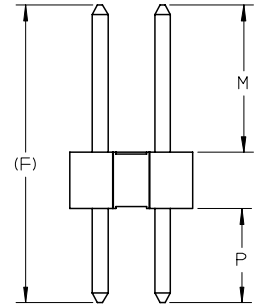
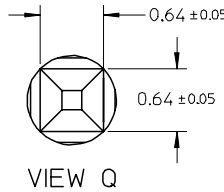
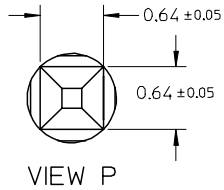
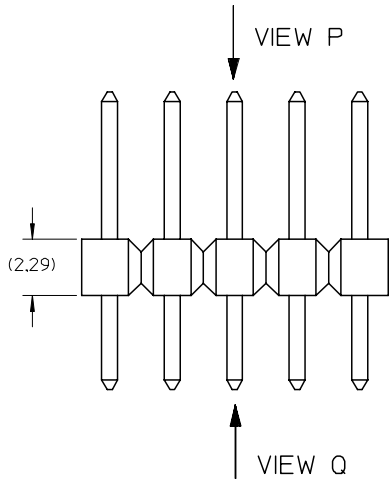


10 9 8 7 6 5 4 3 2 1



RECOMMENDED PCB LAYOUT

- NOTES:
- MATERIAL:
HSG: LCP, GLASS-FILLED, UL94V-0, COLOR: BLACK
PIN: 0.64MM SQ PIN, COPPER ALLOY
 - PLATING TYPE:
(1) : 0.381 μm MIN. GOLD PLATE ON CONTACT AND 1.905 μm MIN. TIN ON SOLDERTAIL OVER 1.270 μm MIN. NICKEL OVERALL.
(2) : 0.762 μm MIN. GOLD PLATE ON CONTACT AND 1.905 μm MIN. TIN ON SOLDERTAIL OVER 1.270 μm MIN. NICKEL OVERALL.
(3) : 2.540 μm MIN. TIN IN SELECTED AREA OVER 1.270 μm MIN. NICKEL OVERALL.
 - THE ABOVE 10 CKT IS FOR ILLUSTRATION PURPOSE ONLY.
 - FOR PACKAGING OPTION PLEASE REFER TO THE TABLE.
 - RECOMMENDED PCB THICKNESS 1.60MM.
 - PRODUCT SPECIFICATION: PS-87920-019
 - WAFER TO BE FLAT WITHIN 0.003mm/mm
 - IRREGULAR CIRCUIT CUTOFF WITHIN BREAKAWAY SECTION IS PERMISSIBLE. CUTTING OR CHIPPING OF THE MAIN BODY IS NOT ACCEPTABLE.
 - PARTS ARE NOT STACKABLE ON 2.54 CENTER
 - PACKAGING SPECIFICATION:
TRAY: PK-89990-489
BULK: PK-89990-491



EWB# 1010 & 1021 EC NO: S2007-0182 DRWNS:SKL IM01 2006/09/11 CHKD:CWLAM 2006/09/12 APPR:KWLEE 2006/09/13	QUALITY SYMBOLS ▽=0 ▽=0	GENERAL TOLERANCES (UNLESS SPECIFIED) <table border="1"> <thead> <tr> <th></th> <th>mm</th> <th>INCH</th> </tr> </thead> <tbody> <tr> <td>4 PLACES</td> <td>± ---</td> <td>± ---</td> </tr> <tr> <td>3 PLACES</td> <td>± ---</td> <td>± ---</td> </tr> <tr> <td>2 PLACES</td> <td>± 0.2</td> <td>± ---</td> </tr> <tr> <td>1 PLACE</td> <td>± ---</td> <td>± ---</td> </tr> </tbody> </table> ANGULAR ± 3 °		mm	INCH	4 PLACES	± ---	± ---	3 PLACES	± ---	± ---	2 PLACES	± 0.2	± ---	1 PLACE	± ---	± ---	DIMENSION STYLE MM ONLY	SCALE NTS	DESIGN UNITS METRIC	THIRD ANGLE PROJECTION
		mm	INCH																		
	4 PLACES	± ---	± ---																		
	3 PLACES	± ---	± ---																		
2 PLACES	± 0.2	± ---																			
1 PLACE	± ---	± ---																			
DESCRIPTION	DRAWN BY SKL IM01	DATE 2006/08/21	TITLE CUSTOM HEADER C-GRID, SINGLE WAFER HDR, THRU HOLE, VERTICAL, LF																		
REV	CHECKED BY CWLAM	DATE 2006/09/04	MOLEX INCORPORATED																		
	APPROVED BY KWLEE	DATE 2006/09/04	MATERIAL NO. SEE TABLE	DOCUMENT NO. SD-87914-059	SHEET NO. 1 OF 9																

9 8 7 6 5 4 3 2 1

PART NO FOR TRAY PACKAGING	PART NO FOR BULK PACKAGING	CKT SIZE	PLATING TYPE	DIMENSION				
				A	B	F	MATING END	SOLDER TAIL
							M	P
87914-0401	-----	4	1	5.08	2.54	13.21	8.13	2.79
87914-0402	-----	4	2	5.08	2.54	13.21	8.13	2.79
87914-0403	-----	4	3	5.08	2.54	13.21	8.13	2.79
87914-0601	-----	6	1	7.62	5.08	13.21	8.13	2.79
87914-0602	-----	6	2	7.62	5.08	13.21	8.13	2.79
87914-0603	-----	6	3	7.62	5.08	13.21	8.13	2.79
87914-0801	-----	8	1	10.16	7.62	13.21	8.13	2.79
87914-0802	-----	8	2	10.16	7.62	13.21	8.13	2.79
87914-0803	-----	8	3	10.16	7.62	13.21	8.13	2.79
87914-1001	-----	10	1	12.70	10.16	13.21	8.13	2.79
87914-1002	-----	10	2	12.70	10.16	13.21	8.13	2.79
87914-1003	-----	10	3	12.70	10.16	13.21	8.13	2.79

PART NO FOR TRAY PACKAGING	PART NO FOR BULK PACKAGING	CKT SIZE	PLATING TYPE	DIMENSION				
				A	B	F	MATING END	SOLDER TAIL
							M	P
87914-0204	-----	2	1	2.54	---	11.11	6.10	2.72
87914-0205	-----	2	2	2.54	---	11.11	6.10	2.72
87914-0206	-----	2	3	2.54	---	11.11	6.10	2.72
87914-0404	-----	4	1	5.08	2.54	11.11	6.10	2.72
87914-0405	-----	4	2	5.08	2.54	11.11	6.10	2.72
87914-0406	-----	4	3	5.08	2.54	11.11	6.10	2.72
87914-0604	-----	6	1	7.62	5.08	11.11	6.10	2.72
87914-0605	-----	6	2	7.62	5.08	11.11	6.10	2.72
87914-0606	-----	6	3	7.62	5.08	11.11	6.10	2.72
87914-0804	-----	8	1	10.16	7.62	11.11	6.10	2.72
87914-0805	-----	8	2	10.16	7.62	11.11	6.10	2.72
87914-0806	-----	8	3	10.16	7.62	11.11	6.10	2.72
87914-1004	-----	10	1	12.70	10.16	11.11	6.10	2.72
87914-1005	-----	10	2	12.70	10.16	11.11	6.10	2.72
87914-1006	-----	10	3	12.70	10.16	11.11	6.10	2.72

EWR# 1010 & 1021
 EC NO: S2007-0182
 DRWNS:SKL M01 2006/09/11
 CHKD:CWLAM 2006/09/12
 APPR:KWLEE 2006/09/13

QUALITY SYMBOLS
 ▽=0
 ▽=0

GENERAL TOLERANCES (UNLESS SPECIFIED)

	mm	INCH
4 PLACES	± ---	± ---
3 PLACES	± ---	± ---
2 PLACES	± 0.2	± ---
1 PLACE	± ---	± ---
ANGULAR ± 3 °		

 DRAFT WHERE APPLICABLE
 MUST REMAIN WITHIN DIMENSIONS

DIMENSION STYLE
 MM ONLY
 DRAWN BY SKL M01 DATE 2006/08/21
 CHECKED BY CWLAM DATE 2006/09/04
 APPROVED BY KWLEE DATE 2006/09/04
 MATERIAL NO. SEE TABLE

SCALE NTS
 DESIGN UNITS METRIC
 THIRD ANGLE PROJECTION
 TITLE
 CUSTOM HEADER
 C-GRID, SINGLE WAFER HDR,
 THROU HOLE, VERTICAL, LF
 MOLEX INCORPORATED
 DOCUMENT NO. SD-87914-059
 SHEET NO. 2 OF 9
 THIS DRAWING CONTAINS INFORMATION THAT IS PROPRIETARY TO MOLEX INCORPORATED AND SHOULD NOT BE USED WITHOUT WRITTEN PERMISSION

	10		9		8		7		6		5		4		3		2		1	
	PART NO FOR TRAY PACKAGING	PART NO FOR BULK PACKAGING	CKT SIZE	PLATING TYPE	DIMENSION					PART NO FOR TRAY PACKAGING	PART NO FOR BULK PACKAGING	CKT SIZE	PLATING TYPE	DIMENSION						
					A	B	F	M	P					A	B	F	M	P		
F	87914-1201	-----	12	1	15.24	12.70	13.21	8.13	2.79	87914-1204	-----	12	1	15.24	12.70	11.11	6.10	2.72		
	87914-1202	-----	12	2	15.24	12.70	13.21	8.13	2.79	87914-1205	-----	12	2	15.24	12.70	11.11	6.10	2.72		
	87914-1203	-----	12	3	15.24	12.70	13.21	8.13	2.79	87914-1206	-----	12	3	15.24	12.70	11.11	6.10	2.72		
	87914-1401	-----	14	1	17.78	15.24	13.21	8.13	2.79	87914-1404	-----	14	1	17.78	15.24	11.11	6.10	2.72		
E	87914-1402	-----	14	2	17.78	15.24	13.21	8.13	2.79	87914-1405	-----	14	2	17.78	15.24	11.11	6.10	2.72		
	87914-1403	-----	14	3	17.78	15.24	13.21	8.13	2.79	87914-1406	-----	14	3	17.78	15.24	11.11	6.10	2.72		
	87914-1601	-----	16	1	20.32	17.78	13.21	8.13	2.79	87914-1604	-----	16	1	20.32	17.78	11.11	6.10	2.72		
	87914-1602	-----	16	2	20.32	17.78	13.21	8.13	2.79	87914-1605	-----	16	2	20.32	17.78	11.11	6.10	2.72		
	87914-1603	-----	16	3	20.32	17.78	13.21	8.13	2.79	87914-1606	-----	16	3	20.32	17.78	11.11	6.10	2.72		
D	87914-1801	-----	18	1	22.86	20.32	13.21	8.13	2.79	87914-1804	-----	18	1	22.86	20.32	11.11	6.10	2.72		
	87914-1802	-----	18	2	22.86	20.32	13.21	8.13	2.79	87914-1805	-----	18	2	22.86	20.32	11.11	6.10	2.72		
	87914-1803	-----	18	3	22.86	20.32	13.21	8.13	2.79	87914-1806	-----	18	3	22.86	20.32	11.11	6.10	2.72		
	87914-2001	-----	20	1	25.40	22.86	13.21	8.13	2.79	87914-2004	-----	20	1	25.40	22.86	11.11	6.10	2.72		
C	87914-2002	-----	20	2	25.40	22.86	13.21	8.13	2.79	87914-2005	-----	20	2	25.40	22.86	11.11	6.10	2.72		
	87914-2003	-----	20	3	25.40	22.86	13.21	8.13	2.79	87914-2006	-----	20	3	25.40	22.86	11.11	6.10	2.72		

B																				
---	--	--	--	--	--	--	--	--	--	--	--	--	--	--	--	--	--	--	--	--

A	EWR# 1010 & 1021 EC NO: S2007-0182 DRWNS:SKLIM01 2006/09/11 CHKD:CWLAM 2006/09/12 APPR:KWLEE 2006/09/13	QUALITY SYMBOLS	$\nabla = 0$ $\triangle = 0$	GENERAL TOLERANCES (UNLESS SPECIFIED) <table border="1"> <tr> <th></th> <th>mm</th> <th>INCH</th> </tr> <tr> <td>4 PLACES</td> <td>$\pm .005$</td> <td>$\pm .0004$</td> </tr> <tr> <td>3 PLACES</td> <td>$\pm .005$</td> <td>$\pm .0004$</td> </tr> <tr> <td>2 PLACES</td> <td>± 0.2</td> <td>$\pm .008$</td> </tr> <tr> <td>1 PLACE</td> <td>$\pm .005$</td> <td>$\pm .0004$</td> </tr> </table>		mm	INCH	4 PLACES	$\pm .005$	$\pm .0004$	3 PLACES	$\pm .005$	$\pm .0004$	2 PLACES	± 0.2	$\pm .008$	1 PLACE	$\pm .005$	$\pm .0004$	DIMENSION STYLE MM ONLY	SCALE NTS	DESIGN UNITS METRIC	THIRD ANGLE PROJECTION
			mm	INCH																			
		4 PLACES	$\pm .005$	$\pm .0004$																			
		3 PLACES	$\pm .005$	$\pm .0004$																			
2 PLACES	± 0.2	$\pm .008$																					
1 PLACE	$\pm .005$	$\pm .0004$																					
DESCRIPTION	$\nabla = 0$ $\triangle = 0$	DRAFT WHERE APPLICABLE MUST REMAIN WITHIN DIMENSIONS	DRAWN BY SKLIM01	DATE 2006/08/21	TITLE CUSTOM HEADER C-GRID, SINGLE WAFER HDR, THROU HOLE, VERTICAL, LF	APPROVED BY KWLEE	DATE 2006/09/04	MOLEX INCORPORATED															
REV	A		MATERIAL NO. SEE TABLE	DOCUMENT NO. SD-87914-059	SHEET NO. 3 OF 9	THIS DRAWING CONTAINS INFORMATION THAT IS PROPRIETARY TO MOLEX INCORPORATED AND SHOULD NOT BE USED WITHOUT WRITTEN PERMISSION																	





F	PART NO FOR TRAY PACKAGING	PART NO FOR BULK PACKAGING	CKT SIZE	PLATING TYPE	DIMENSION					PART NO FOR TRAY PACKAGING	PART NO FOR BULK PACKAGING	CKT SIZE	PLATING TYPE	DIMENSION					F
					A	B	F	M	P					A	B	F	M	P	
	87914-2201	-----	22	1	27.94	25.40	13.21	8.13	2.79	87914-2204	-----	22	1	27.94	25.40	11.11	6.10	2.72	
	87914-2202	-----	22	2	27.94	25.40	13.21	8.13	2.79	87914-2205	-----	22	2	27.94	25.40	11.11	6.10	2.72	
	87914-2203	-----	22	3	27.94	25.40	13.21	8.13	2.79	87914-2206	-----	22	3	27.94	25.40	11.11	6.10	2.72	
	87914-2401	-----	24	1	30.48	27.94	13.21	8.13	2.79	87914-2404	-----	24	1	30.48	27.94	11.11	6.10	2.72	
	87914-2402	-----	24	2	30.48	27.94	13.21	8.13	2.79	87914-2405	-----	24	2	30.48	27.94	11.11	6.10	2.72	
E	87914-2403	-----	24	3	30.48	27.94	13.21	8.13	2.79	87914-2406	-----	24	3	30.48	27.94	11.11	6.10	2.72	E
	87914-2601	-----	26	1	33.02	30.48	13.21	8.13	2.79	87914-2604	-----	26	1	33.02	30.48	11.11	6.10	2.72	
	87914-2602	-----	26	2	33.02	30.48	13.21	8.13	2.79	87914-2605	-----	26	2	33.02	30.48	11.11	6.10	2.72	
	87914-2603	-----	26	3	33.02	30.48	13.21	8.13	2.79	87914-2606	-----	26	3	33.02	30.48	11.11	6.10	2.72	
	87914-2801	-----	28	1	35.56	33.02	13.21	8.13	2.79	87914-2804	-----	28	1	35.56	33.02	11.11	6.10	2.72	
	87914-2802	-----	28	2	35.56	33.02	13.21	8.13	2.79	87914-2805	-----	28	2	35.56	33.02	11.11	6.10	2.72	
	87914-2803	-----	28	3	35.56	33.02	13.21	8.13	2.79	87914-2806	-----	28	3	35.56	33.02	11.11	6.10	2.72	
	87914-3001	-----	30	1	38.10	35.56	13.21	8.13	2.79	87914-3004	-----	30	1	38.10	35.56	11.11	6.10	2.72	
	87914-3002	-----	30	2	38.10	35.56	13.21	8.13	2.79	87914-3005	-----	30	2	38.10	35.56	11.11	6.10	2.72	
C	87914-3003	-----	30	3	38.10	35.56	13.21	8.13	2.79	87914-3006	-----	30	3	38.10	35.56	11.11	6.10	2.72	C

B																				B
---	--	--	--	--	--	--	--	--	--	--	--	--	--	--	--	--	--	--	--	---

A	EWR# 1010 & 1021 EC NO: S2007-0182 DRWNS:SKL IM01 2006/09/11 CHKD:CWLAM 2006/09/12 APPR:KWLEE 2006/09/13	QUALITY SYMBOLS	GENERAL TOLERANCES (UNLESS SPECIFIED)	DIMENSION STYLE	SCALE	DESIGN UNITS	THIRD ANGLE PROJECTION																				
		$\nabla = 0$ $\triangle = 0$	<table border="1"> <tr><th colspan="2">mm</th><th colspan="2">INCH</th></tr> <tr><td>4 PLACES</td><td>± ---</td><td>± ---</td><td>± ---</td></tr> <tr><td>3 PLACES</td><td>± ---</td><td>± ---</td><td>± ---</td></tr> <tr><td>2 PLACES</td><td>± 0.2</td><td>± ---</td><td>± ---</td></tr> <tr><td>1 PLACE</td><td>± ---</td><td>± ---</td><td>± ---</td></tr> </table>	mm		INCH		4 PLACES	± ---	± ---	± ---	3 PLACES	± ---	± ---	± ---	2 PLACES	± 0.2	± ---	± ---	1 PLACE	± ---	± ---	± ---	MM ONLY	NTS	METRIC	
		mm		INCH																							
		4 PLACES	± ---	± ---	± ---																						
3 PLACES	± ---	± ---	± ---																								
2 PLACES	± 0.2	± ---	± ---																								
1 PLACE	± ---	± ---	± ---																								
DESCRIPTION	DRAFT WHERE APPLICABLE MUST REMAIN WITHIN DIMENSIONS	<table border="1"> <tr><th>DRAWN BY</th><th>DATE</th></tr> <tr><td>SKL IM01</td><td>2006/08/21</td></tr> <tr><th>CHECKED BY</th><th>DATE</th></tr> <tr><td>CWLAM</td><td>2006/09/04</td></tr> <tr><th>APPROVED BY</th><th>DATE</th></tr> <tr><td>KWLEE</td><td>2006/09/04</td></tr> </table>	DRAWN BY	DATE	SKL IM01	2006/08/21	CHECKED BY	DATE	CWLAM	2006/09/04	APPROVED BY	DATE	KWLEE	2006/09/04	TITLE	CUSTOM HEADER C-GRID, SINGLE WAFER HDR, THROUGH HOLE, VERTICAL, LF		MOLEX INCORPORATED									
DRAWN BY	DATE																										
SKL IM01	2006/08/21																										
CHECKED BY	DATE																										
CWLAM	2006/09/04																										
APPROVED BY	DATE																										
KWLEE	2006/09/04																										
REV		MATERIAL NO.	DOCUMENT NO.	SHEET NO.																							

F	PART NO FOR TRAY PACKAGING	PART NO FOR BULK PACKAGING	CKT SIZE	PLATING TYPE	DIMENSION					PART NO FOR TRAY PACKAGING	PART NO FOR BULK PACKAGING	CKT SIZE	PLATING TYPE	DIMENSION					F
					A	B	F	M	P					A	B	F	M	P	
	87914-3201	-----	32	1	40.64	38.10	13.21	8.13	2.79	87914-3204	-----	32	1	40.64	38.10	11.11	6.10	2.72	
	87914-3202	-----	32	2	40.64	38.10	13.21	8.13	2.79	87914-3205	-----	32	2	40.64	38.10	11.11	6.10	2.72	
	87914-3203	-----	32	3	40.64	38.10	13.21	8.13	2.79	87914-3206	-----	32	3	40.64	38.10	11.11	6.10	2.72	
	87914-3401	-----	34	1	43.18	40.64	13.21	8.13	2.79	87914-3404	-----	34	1	43.18	40.64	11.11	6.10	2.72	
	87914-3402	-----	34	2	43.18	40.64	13.21	8.13	2.79	87914-3405	-----	34	2	43.18	40.64	11.11	6.10	2.72	
E	87914-3403	-----	34	3	43.18	40.64	13.21	8.13	2.79	87914-3406	-----	34	3	43.18	40.64	11.11	6.10	2.72	E
	87914-3601	-----	36	1	45.72	43.18	13.21	8.13	2.79	87914-3604	-----	36	1	45.72	43.18	11.11	6.10	2.72	
	87914-3602	-----	36	2	45.72	43.18	13.21	8.13	2.79	87914-3605	-----	36	2	45.72	43.18	11.11	6.10	2.72	
	87914-3603	-----	36	3	45.72	43.18	13.21	8.13	2.79	87914-3606	-----	36	3	45.72	43.18	11.11	6.10	2.72	
	87914-3801	-----	38	1	48.26	45.72	13.21	8.13	2.79	87914-3804	-----	38	1	48.26	45.72	11.11	6.10	2.72	
	87914-3802	-----	38	2	48.26	45.72	13.21	8.13	2.79	87914-3805	-----	38	2	48.26	45.72	11.11	6.10	2.72	
	87914-3803	-----	38	3	48.26	45.72	13.21	8.13	2.79	87914-3806	-----	38	3	48.26	45.72	11.11	6.10	2.72	
	87914-4001	-----	40	1	50.80	48.26	13.21	8.13	2.79	87914-4004	-----	40	1	50.80	48.26	11.11	6.10	2.72	
	87914-4002	-----	40	2	50.80	48.26	13.21	8.13	2.79	87914-4005	-----	40	2	50.80	48.26	11.11	6.10	2.72	
C	87914-4003	-----	40	3	50.80	48.26	13.21	8.13	2.79	87914-4006	-----	40	3	50.80	48.26	11.11	6.10	2.72	C

B

EWR# 1010 & 1021 EC NO: S2007-0182 DRWNS:SKL M01 2006/09/11 CHKD:CWLAM 2006/09/12 APPR:KWLEE 2006/09/13	QUALITY SYMBOLS  =0  =0	GENERAL TOLERANCES (UNLESS SPECIFIED) <table border="1" style="width: 100%; border-collapse: collapse;"> <tr><th colspan="2"></th><th>mm</th><th>INCH</th></tr> <tr><td>4 PLACES</td><td>±</td><td>---</td><td>± ---</td></tr> <tr><td>3 PLACES</td><td>±</td><td>---</td><td>± ---</td></tr> <tr><td>2 PLACES</td><td>±</td><td>0.2</td><td>± ---</td></tr> <tr><td>1 PLACE</td><td>±</td><td>---</td><td>± ---</td></tr> </table> ANGULAR ± 3 °			mm	INCH	4 PLACES	±	---	± ---	3 PLACES	±	---	± ---	2 PLACES	±	0.2	± ---	1 PLACE	±	---	± ---	DIMENSION STYLE MM ONLY DRAWN BY SKL M01 DATE 2006/08/21 CHECKED BY CWLAM DATE 2006/09/04 APPROVED BY KWLEE DATE 2006/09/04	SCALE NTS DESIGN UNITS METRIC  THIRD ANGLE PROJECTION	TITLE <p style="text-align: center;">CUSTOM HEADER C-GRID, SINGLE WAFER HDR, THROUGH HOLE, VERTICAL, LF</p> <p style="text-align: center;"> MOLEX INCORPORATED</p>	MATERIAL NO. DOCUMENT NO. SD-87914-059 SHEET NO. 5 OF 9
		mm	INCH																							
4 PLACES	±	---	± ---																							
3 PLACES	±	---	± ---																							
2 PLACES	±	0.2	± ---																							
1 PLACE	±	---	± ---																							
DRAFT WHERE APPLICABLE MUST REMAIN WITHIN DIMENSIONS		SEE TABLE		THIS DRAWING CONTAINS INFORMATION THAT IS PROPRIETARY TO MOLEX INCORPORATED AND SHOULD NOT BE USED WITHOUT WRITTEN PERMISSION																						





F	10		9		8		7		6		5		4		3		2		1	
	PART NO FOR TRAY PACKAGING	PART NO FOR BULK PACKAGING	CKT SIZE	PLATING TYPE	DIMENSION					PART NO FOR TRAY PACKAGING	PART NO FOR BULK PACKAGING	CKT SIZE	PLATING TYPE	DIMENSION						
					A	B	F	M	P					A	B	F	M	P		
	87914-4201	-----	42	1	53.34	50.80	13.21	8.13	2.79	87914-4204	-----	42	1	53.34	50.80	11.11	6.10	2.72		
	87914-4202	-----	42	2	53.34	50.80	13.21	8.13	2.79	87914-4205	-----	42	2	53.34	50.80	11.11	6.10	2.72		
	87914-4203	-----	42	3	53.34	50.80	13.21	8.13	2.79	87914-4206	-----	42	3	53.34	50.80	11.11	6.10	2.72		
	87914-4401	-----	44	1	55.88	53.34	13.21	8.13	2.79	87914-4404	-----	44	1	55.88	53.34	11.11	6.10	2.72		
	87914-4402	-----	44	2	55.88	53.34	13.21	8.13	2.79	87914-4405	-----	44	2	55.88	53.34	11.11	6.10	2.72		
	87914-4403	-----	44	3	55.88	53.34	13.21	8.13	2.79	87914-4406	-----	44	3	55.88	53.34	11.11	6.10	2.72		
	87914-4601	-----	46	1	58.42	55.88	13.21	8.13	2.79	87914-4604	-----	46	1	58.42	55.88	11.11	6.10	2.72		
	87914-4602	-----	46	2	58.42	55.88	13.21	8.13	2.79	87914-4605	-----	46	2	58.42	55.88	11.11	6.10	2.72		
	87914-4603	-----	46	3	58.42	55.88	13.21	8.13	2.79	87914-4606	-----	46	3	58.42	55.88	11.11	6.10	2.72		
	87914-4801	-----	48	1	60.96	58.42	13.21	8.13	2.79	87914-4804	-----	48	1	60.96	58.42	11.11	6.10	2.72		
	87914-4802	-----	48	2	60.96	58.42	13.21	8.13	2.79	87914-4805	-----	48	2	60.96	58.42	11.11	6.10	2.72		
	87914-4803	-----	48	3	60.96	58.42	13.21	8.13	2.79	87914-4806	-----	48	3	60.96	58.42	11.11	6.10	2.72		
	87914-5001	-----	50	1	63.50	60.96	13.21	8.13	2.79	87914-5004	-----	50	1	63.50	60.96	11.11	6.10	2.72		
	87914-5002	-----	50	2	63.50	60.96	13.21	8.13	2.79	87914-5005	-----	50	2	63.50	60.96	11.11	6.10	2.72		
	87914-5003	-----	50	3	63.50	60.96	13.21	8.13	2.79	87914-5006	-----	50	3	63.50	60.96	11.11	6.10	2.72		

--	--	--	--	--	--	--	--	--	--	--	--	--	--	--	--	--	--	--	--	--

EWR# 1010 & 1021 EC NO: S2007-0182 DRWNS:SKL IM01 2006/09/11 CHKD:CWLAM 2006/09/12 APPR:KWLEE 2006/09/13	QUALITY SYMBOLS =0 =0	GENERAL TOLERANCES (UNLESS SPECIFIED) <table border="1"> <tr> <th></th> <th>mm</th> <th>INCH</th> </tr> <tr> <td>4 PLACES</td> <td>± .005</td> <td>± .0004</td> </tr> <tr> <td>3 PLACES</td> <td>± .005</td> <td>± .0004</td> </tr> <tr> <td>2 PLACES</td> <td>± 0.2</td> <td>± .008</td> </tr> <tr> <td>1 PLACE</td> <td>± .005</td> <td>± .0004</td> </tr> </table>		mm	INCH	4 PLACES	± .005	± .0004	3 PLACES	± .005	± .0004	2 PLACES	± 0.2	± .008	1 PLACE	± .005	± .0004	DIMENSION STYLE MM ONLY	SCALE NTS	DESIGN UNITS METRIC	THIRD ANGLE PROJECTION
			mm	INCH																	
		4 PLACES	± .005	± .0004																	
		3 PLACES	± .005	± .0004																	
2 PLACES	± 0.2	± .008																			
1 PLACE	± .005	± .0004																			
DRAWN BY SKL IM01 DATE 2006/08/21 CHECKED BY CWLAM DATE 2006/09/04 APPROVED BY KWLEE DATE 2006/09/04		TITLE CUSTOM HEADER C-GRID, SINGLE WAFER HDR, THROU HOLE, VERTICAL, LF		MOLEX INCORPORATED																	
MATERIAL NO. SEE TABLE DOCUMENT NO. SD-87914-059 SHEET NO. 6 OF 9		DRAFT WHERE APPLICABLE MUST REMAIN WITHIN DIMENSIONS																			
THIS DRAWING CONTAINS INFORMATION THAT IS PROPRIETARY TO MOLEX INCORPORATED AND SHOULD NOT BE USED WITHOUT WRITTEN PERMISSION																					





F	10		9		8		7		6		5		4		3		2		1	
	PART NO FOR TRAY PACKAGING	PART NO FOR BULK PACKAGING	CKT SIZE	PLATING TYPE	DIMENSION					PART NO FOR TRAY PACKAGING	PART NO FOR BULK PACKAGING	CKT SIZE	PLATING TYPE	DIMENSION						
					A	B	F	M	P					A	B	F	M	P		
	-----	87914-5201	52	1	66.04	63.50	13.21	8.13	2.79	-----	87914-5204	52	1	66.04	63.50	11.11	6.10	2.72		
	-----	87914-5202	52	2	66.04	63.50	13.21	8.13	2.79	-----	87914-5205	52	2	66.04	63.50	11.11	6.10	2.72		
	-----	87914-5203	52	3	66.04	63.50	13.21	8.13	2.79	-----	87914-5206	52	3	66.04	63.50	11.11	6.10	2.72		
	-----	87914-5401	54	1	68.58	66.04	13.21	8.13	2.79	-----	87914-5404	54	1	68.58	66.04	11.11	6.10	2.72		
	-----	87914-5402	54	2	68.58	66.04	13.21	8.13	2.79	-----	87914-5405	54	2	68.58	66.04	11.11	6.10	2.72		
	-----	87914-5403	54	3	68.58	66.04	13.21	8.13	2.79	-----	87914-5406	54	3	68.58	66.04	11.11	6.10	2.72		
	-----	87914-5601	56	1	71.12	68.58	13.21	8.13	2.79	-----	87914-5604	56	1	71.12	68.58	11.11	6.10	2.72		
	-----	87914-5602	56	2	71.12	68.58	13.21	8.13	2.79	-----	87914-5605	56	2	71.12	68.58	11.11	6.10	2.72		
	-----	87914-5603	56	3	71.12	68.58	13.21	8.13	2.79	-----	87914-5606	56	3	71.12	68.58	11.11	6.10	2.72		
	-----	87914-5801	58	1	73.66	71.12	13.21	8.13	2.79	-----	87914-5804	58	1	73.66	71.12	11.11	6.10	2.72		
	-----	87914-5802	58	2	73.66	71.12	13.21	8.13	2.79	-----	87914-5805	58	2	73.66	71.12	11.11	6.10	2.72		
	-----	87914-5803	58	3	73.66	71.12	13.21	8.13	2.79	-----	87914-5806	58	3	73.66	71.12	11.11	6.10	2.72		
	-----	87914-6001	60	1	76.20	73.66	13.21	8.13	2.79	-----	87914-6004	60	1	76.20	73.66	11.11	6.10	2.72		
	-----	87914-6002	60	2	76.20	73.66	13.21	8.13	2.79	-----	87914-6005	60	2	76.20	73.66	11.11	6.10	2.72		
	-----	87914-6003	60	3	76.20	73.66	13.21	8.13	2.79	-----	87914-6006	60	3	76.20	73.66	11.11	6.10	2.72		

B																			
---	--	--	--	--	--	--	--	--	--	--	--	--	--	--	--	--	--	--	--

A	EWR# 1010 & 1021 EC NO: S2007-0182 DRWNS:SKL IM01 2006/09/11 CHKD:CWLAM 2006/09/12 APPR:KWLEE 2006/09/13	QUALITY SYMBOLS  = 0  = 0	GENERAL TOLERANCES (UNLESS SPECIFIED) <table border="1"> <tr> <th></th> <th>mm</th> <th>INCH</th> </tr> <tr> <td>4 PLACES</td> <td>± .005</td> <td>± .0002</td> </tr> <tr> <td>3 PLACES</td> <td>± .005</td> <td>± .0002</td> </tr> <tr> <td>2 PLACES</td> <td>± 0.2</td> <td>± .008</td> </tr> <tr> <td>1 PLACE</td> <td>± .005</td> <td>± .0002</td> </tr> </table>		mm	INCH	4 PLACES	± .005	± .0002	3 PLACES	± .005	± .0002	2 PLACES	± 0.2	± .008	1 PLACE	± .005	± .0002	DIMENSION STYLE MM ONLY	SCALE NTS	DESIGN UNITS METRIC	 THIRD ANGLE PROJECTION	DRAWN BY SKL IM01	DATE 2006/08/21	TITLE CUSTOM HEADER C-GRID, SINGLE WAFER HDR, THROU HOLE, VERTICAL, LF	CHECKED BY CWLAM	DATE 2006/09/04	APPROVED BY KWLEE	DATE 2006/09/04	 MOLEX INCORPORATED	MATERIAL NO.	DOCUMENT NO. SD-87914-059	SHEET NO. 7 OF 9
			mm	INCH																													
		4 PLACES	± .005	± .0002																													
		3 PLACES	± .005	± .0002																													
2 PLACES	± 0.2	± .008																															
1 PLACE	± .005	± .0002																															
DRAFT WHERE APPLICABLE MUST REMAIN WITHIN DIMENSIONS			SEE TABLE		THIS DRAWING CONTAINS INFORMATION THAT IS PROPRIETARY TO MOLEX INCORPORATED AND SHOULD NOT BE USED WITHOUT WRITTEN PERMISSION																												

F	10		9		8		7		6		5		4		3		2		1	
	PART NO FOR TRAY PACKAGING	PART NO FOR BULK PACKAGING	CKT SIZE	PLATING TYPE	DIMENSION					PART NO FOR TRAY PACKAGING	PART NO FOR BULK PACKAGING	CKT SIZE	PLATING TYPE	DIMENSION						
					A	B	F	M	P					A	B	F	M	P		
	-----	87914-6201	62	1	78.74	76.20	13.21	8.13	2.79	-----	87914-6204	62	1	78.74	76.20	11.11	6.10	2.72		
	-----	87914-6202	62	2	78.74	76.20	13.21	8.13	2.79	-----	87914-6205	62	2	78.74	76.20	11.11	6.10	2.72		
	-----	87914-6203	62	3	78.74	76.20	13.21	8.13	2.79	-----	87914-6206	62	3	78.74	76.20	11.11	6.10	2.72		
	-----	87914-6401	64	1	81.28	78.74	13.21	8.13	2.79	-----	87914-6404	64	1	81.28	78.74	11.11	6.10	2.72		
	-----	87914-6402	64	2	81.28	78.74	13.21	8.13	2.79	-----	87914-6405	64	2	81.28	78.74	11.11	6.10	2.72		
	-----	87914-6403	64	3	81.28	78.74	13.21	8.13	2.79	-----	87914-6406	64	3	81.28	78.74	11.11	6.10	2.72		
	-----	87914-6601	66	1	83.82	81.28	13.21	8.13	2.79	-----	87914-6604	66	1	83.82	81.28	11.11	6.10	2.72		
	-----	87914-6602	66	2	83.82	81.28	13.21	8.13	2.79	-----	87914-6605	66	2	83.82	81.28	11.11	6.10	2.72		
	-----	87914-6603	66	3	83.82	81.28	13.21	8.13	2.79	-----	87914-6606	66	3	83.82	81.28	11.11	6.10	2.72		
	-----	87914-6801	68	1	86.36	83.82	13.21	8.13	2.79	-----	87914-6804	68	1	86.36	83.82	11.11	6.10	2.72		
	-----	87914-6802	68	2	86.36	83.82	13.21	8.13	2.79	-----	87914-6805	68	2	86.36	83.82	11.11	6.10	2.72		
	-----	87914-6803	68	3	86.36	83.82	13.21	8.13	2.79	-----	87914-6806	68	3	86.36	83.82	11.11	6.10	2.72		
	-----	87914-7001	70	1	88.90	86.36	13.21	8.13	2.79	-----	87914-7004	70	1	88.90	86.36	11.11	6.10	2.72		
	-----	87914-7002	70	2	88.90	86.36	13.21	8.13	2.79	-----	87914-7005	70	2	88.90	86.36	11.11	6.10	2.72		
	-----	87914-7003	70	3	88.90	86.36	13.21	8.13	2.79	-----	87914-7006	70	3	88.90	86.36	11.11	6.10	2.72		

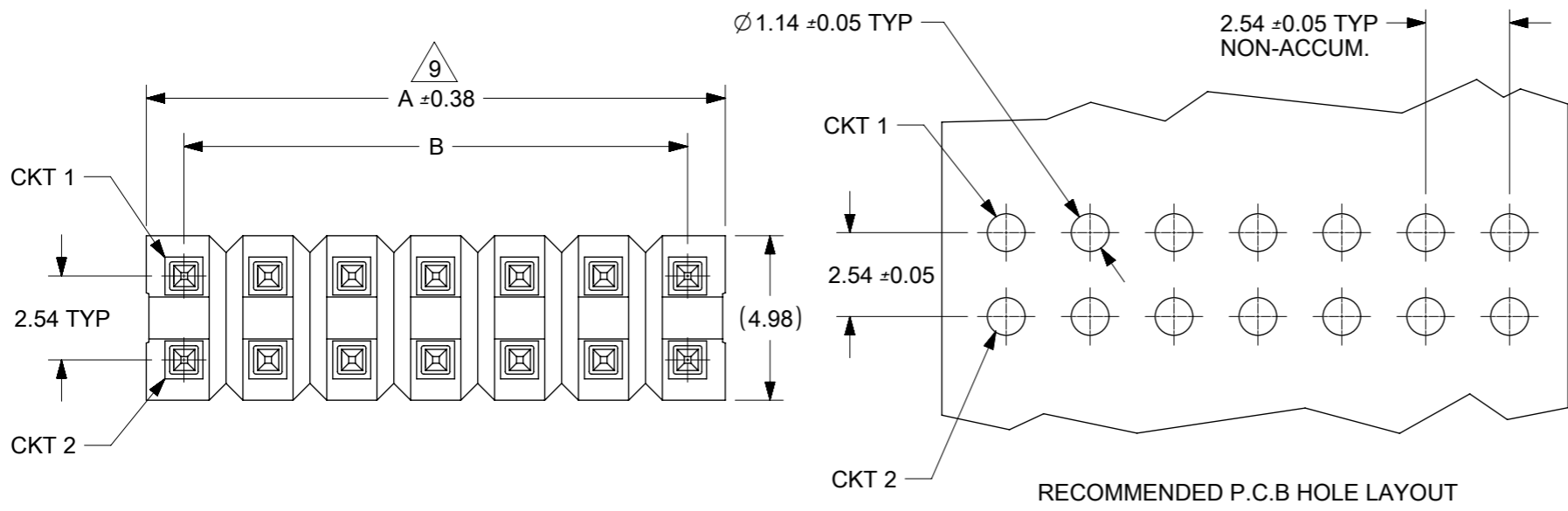
--	--	--	--	--	--	--	--	--	--	--	--	--	--	--	--	--	--	--	--	--

EWR# 1010 & 1021 EC NO: S2007-0182 DRWNS:SKL IM01 2006/09/11 CHKD:CWLAM 2006/09/12 APPR:KWLEE 2006/09/13	QUALITY SYMBOLS  = 0  = 0	GENERAL TOLERANCES (UNLESS SPECIFIED)		DIMENSION STYLE MM ONLY		SCALE NTS	DESIGN UNITS METRIC	 THIRD ANGLE PROJECTION			
		4 PLACES ± --- ± ---	3 PLACES ± --- ± ---	2 PLACES ± 0.2 ± ---	1 PLACE ± --- ± ---	DRAWN BY SKL IM01	DATE 2006/08/21	CUSTOM HEADER C-GRID, SINGLE WAFER HDR, THROU HOLE, VERTICAL, LF			
		ANGULAR ± 3 °				CHECKED BY CWLAM	DATE 2006/09/04				
		DRAFT WHERE APPLICABLE MUST REMAIN WITHIN DIMENSIONS				APPROVED BY KWLEE	DATE 2006/09/04	 MOLEX INCORPORATED		MATERIAL NO.	DOCUMENT NO. SD-87914-059

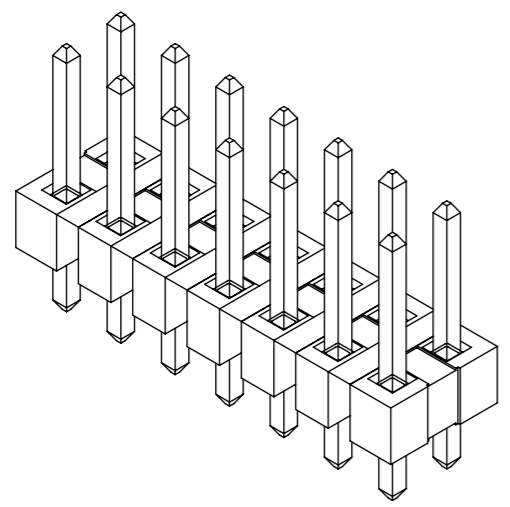
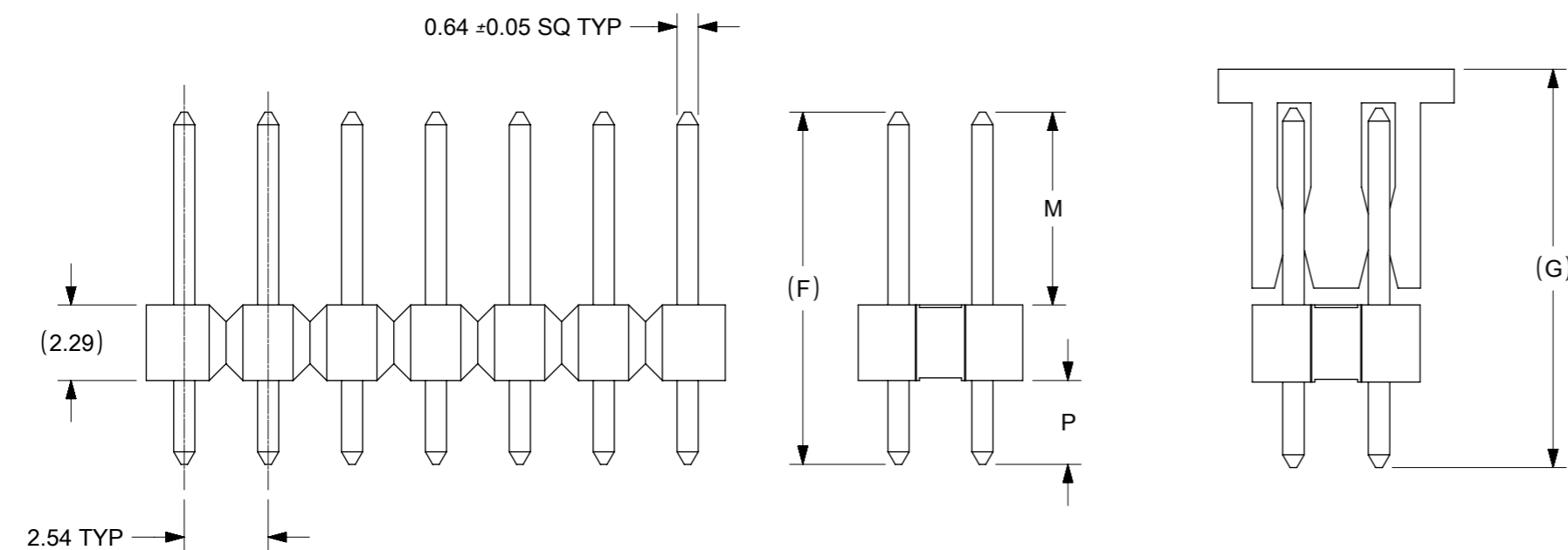
F	10		9		8		7		6		5		4		3		2		1	
	PART NO FOR TRAY PACKAGING	PART NO FOR BULK PACKAGING	CKT SIZE	PLATING TYPE	DIMENSION					PART NO FOR TRAY PACKAGING	PART NO FOR BULK PACKAGING	CKT SIZE	PLATING TYPE	DIMENSION						
					A	B	F	M	P					A	B	F	M	P		
	-----	87914-7201	72	1	91.44	88.90	13.21	8.13	2.79	-----	87914-7204	72	1	91.44	88.90	11.11	6.10	2.72		
	-----	87914-7202	72	2	91.44	88.90	13.21	8.13	2.79	-----	87914-7205	72	2	91.44	88.90	11.11	6.10	2.72		
	-----	87914-7203	72	3	91.44	88.90	13.21	8.13	2.79	-----	87914-7206	72	3	91.44	88.90	11.11	6.10	2.72		
	-----	87914-7401	74	1	93.98	91.44	13.21	8.13	2.79	-----	87914-7404	74	1	93.98	91.44	11.11	6.10	2.72		
	-----	87914-7402	74	2	93.98	91.44	13.21	8.13	2.79	-----	87914-7405	74	2	93.98	91.44	11.11	6.10	2.72		
	-----	87914-7403	74	3	93.98	91.44	13.21	8.13	2.79	-----	87914-7406	74	3	93.98	91.44	11.11	6.10	2.72		
	-----	87914-7601	76	1	96.52	93.98	13.21	8.13	2.79	-----	87914-7604	76	1	96.52	93.98	11.11	6.10	2.72		
	-----	87914-7602	76	2	96.52	93.98	13.21	8.13	2.79	-----	87914-7605	76	2	96.52	93.98	11.11	6.10	2.72		
	-----	87914-7603	76	3	96.52	93.98	13.21	8.13	2.79	-----	87914-7606	76	3	96.52	93.98	11.11	6.10	2.72		
	-----	87914-7801	78	1	99.06	96.52	13.21	8.13	2.79	-----	87914-7804	78	1	99.06	96.52	11.11	6.10	2.72		
	-----	87914-7802	78	2	99.06	96.52	13.21	8.13	2.79	-----	87914-7805	78	2	99.06	96.52	11.11	6.10	2.72		
	-----	87914-7803	78	3	99.06	96.52	13.21	8.13	2.79	-----	87914-7806	78	3	99.06	96.52	11.11	6.10	2.72		
	-----	87914-8001	80	1	101.60	99.06	13.21	8.13	2.79	-----	87914-8004	80	1	101.60	99.06	11.11	6.10	2.72		
	-----	87914-8002	80	2	101.60	99.06	13.21	8.13	2.79	-----	87914-8005	80	2	101.60	99.06	11.11	6.10	2.72		
	-----	87914-8003	80	3	101.60	99.06	13.21	8.13	2.79	-----	87914-8006	80	3	101.60	99.06	11.11	6.10	2.72		

B																			
---	--	--	--	--	--	--	--	--	--	--	--	--	--	--	--	--	--	--	--

A	EWR# 1010 & 1021 EC NO: S2007-0182 DRWNS:SKL IM01 2006/09/11 CHKD:CWLAM 2006/09/12 APPR:KWLEE 2006/09/13	QUALITY SYMBOLS =0 =0	GENERAL TOLERANCES (UNLESS SPECIFIED) <table border="1"> <tr> <th></th> <th>mm</th> <th>INCH</th> </tr> <tr> <td>4 PLACES</td> <td>± .---</td> <td>± .---</td> </tr> <tr> <td>3 PLACES</td> <td>± .---</td> <td>± .---</td> </tr> <tr> <td>2 PLACES</td> <td>± 0.2</td> <td>± .---</td> </tr> <tr> <td>1 PLACE</td> <td>± .---</td> <td>± .---</td> </tr> </table>		mm	INCH	4 PLACES	± .---	± .---	3 PLACES	± .---	± .---	2 PLACES	± 0.2	± .---	1 PLACE	± .---	± .---	DIMENSION STYLE MM ONLY	SCALE NTS	DESIGN UNITS METRIC	THIRD ANGLE PROJECTION	DRAWN BY SKL IM01	DATE 2006/08/21	TITLE CUSTOM HEADER C-GRID, SINGLE WAFER HDR, THROU HOLE, VERTICAL, LF	CHECKED BY CWLAM	DATE 2006/09/04	APPROVED BY KWLEE	DATE 2006/09/04	MOLEX INCORPORATED	MATERIAL NO.	DOCUMENT NO. SD-87914-059	SHEET NO. 9 OF 9
			mm	INCH																													
		4 PLACES	± .---	± .---																													
		3 PLACES	± .---	± .---																													
2 PLACES	± 0.2	± .---																															
1 PLACE	± .---	± .---																															
DRAFT WHERE APPLICABLE MUST REMAIN WITHIN DIMENSIONS	SEE TABLE	THIS DRAWING CONTAINS INFORMATION THAT IS PROPRIETARY TO MOLEX INCORPORATED AND SHOULD NOT BE USED WITHOUT WRITTEN PERMISSION																															
SIZE 																																	



RECOMMENDED P.C.B HOLE LAYOUT



- NOTES:
- MATERIAL:
HSG: LCP, GLASS-FILLED, UL94V-0,
COLOR: BLACK
PIN: 0.64MM SQ PIN, COPPER ALLOY
 - PLATING TYPE:
 - 0.0254 μ m GOLD FLASH OVER
1.25 μ m MIN. NICKEL OVERALL.
 - 0.025 μ m MIN. GOLD PLATE ON CONTACT AND
1.88 μ m MIN. TIN ON SOLDER TAIL OVER
1.25 μ m MIN. NICKEL OVERALL.
 - 0.25 μ m MIN. GOLD PLATE ON CONTACT AND
1.88 μ m MIN. TIN ON SOLDER TAIL OVER
1.25 μ m MIN. NICKEL OVERALL.
 - 0.38 μ m MIN. GOLD PLATE ON CONTACT AND
1.88 μ m MIN. TIN ON SOLDER TAIL OVER
1.25 μ m MIN. NICKEL OVERALL.
 - 0.75 μ m MIN. GOLD PLATE ON CONTACT AND
1.88 μ m MIN. TIN ON SOLDER TAIL OVER
1.25 μ m MIN. NICKEL OVERALL.
 - 2.50 μ m MIN. TIN OVER 1.25 m MIN. NICKEL OVERALL.
 - 0.38 μ m MIN. GOLD PLATE ON CONTACT AND
2.50 μ m MIN. TIN ON SOLDER TAIL OVER
1.25 μ m MIN. NICKEL OVERALL.
 - 0.38 μ m MIN. GOLD PLATE ON CONTACT AND
0.05 μ m MIN. GOLD FLASH ON SOLDER TAIL OVER
1.25 μ m MIN. NICKEL OVERALL.
 - 0.05 - 0.25 μ m MIN. GOLD FLASH OVER
1.25 μ m MIN. NICKEL OVERALL.
 - PIN PUSHOUT FORCE: 1KG MIN IN EITHER DIRECTION
 - THE ABOVE 14 CKT IS FOR ILLUSTRATION PURPOSE ONLY.
 - FOR PACKAGING OPTION PLEASE REFER TO THE TABLE.
 - RECOMMENDED PCB THICKNESS 1.60MM.
 - PRODUCT SPECIFICATION: PS-87920-019
 - WAFER TO BE FLAT WITHIN 0.003mm/mm
 - IRREGULAR CIRCUIT CUTOFF WITHIN BREAKAWAY SECTION IS PERMISSIBLE. CUTTING OR CHIPPING OF THE MAIN BODY IS NOT ACCEPTABLE.
 - PARTS ARE NOT STACKABLE ON 2.54 CENTER
 - CAP TO BE PLACED AS CENTRAL OF PART AS POSSIBLE WITH THE TOP SURFACE FLAT FOR PICK AND PLACE.
 - PACKAGING SPECIFICATION:
TRAY: PK-89990-489
BULK: PK-89990-491
TUBE: PK-87914-300

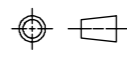
REVISION OF DRAWING MAY BE CHANGED DURING FINAL RELEASED FOR PRODUCTION.


RELEASE STATUS	RELEASE DATE
----------------	--------------

THIS DRAWING CONTAINS INFORMATION THAT IS PROPRIETARY TO MOLEX ELECTRONIC TECHNOLOGIES, LLC AND SHOULD NOT BE USED WITHOUT WRITTEN PERMISSION									
MIGRATED TO NX EC NO: 114466 DRWN: PKH CHK'D: REV APPR: ISHWARG	GENERAL TOLERANCES (UNLESS SPECIFIED)		DIMENSION UNITS		SCALE				
			MM	INCH	MM	NTS			
	4 PLACES	±	±	DRWN BY	DATE		2.54MM PITCH DUAL ROW HEADER SINGLE WAFER, T/H		
	3 PLACES	±	±	KCHO	2004/11/05				
	2 PLACES	± 0.2	±	CHK'D BY	DATE		PRODUCT CUSTOMER DRAWING		
1 PLACES	±	±	PTLIM	2004/12/08					
0 PLACES	±	±	APPR BY	DATE		SERIES: 87914 MATERIAL NUMBER: SEE TABLE CUSTOMER: GENERAL MARKET			
			MLONG	2010/09/06					
	ANGULAR TOL = 3.0		DRAWING SIZE	THIRD ANGLE PROJECTION		DOCUMENT NUMBER: SD-87914-013 DOC TYPE: PSD DOC PART: 000 SHEET NUMBER: 1 OF 45			
D17			A3						
	DRAFT WHERE APPLICABLE MUST REMAIN WITHIN DIMENSIONS								

PART NO FOR TRAY PACKAGING	PART NO. FOR TUBE WITHOUT CAP PACKAGING	PART NO. FOR TUBE WITH CAP PACKAGING	PART NO. FOR TAPE & REEL WITHOUT CAP PACKAGING	PART NO. FOR TAPE & REEL WITH CAP PACKAGING	CKT SIZE	VOID POSITION	PLATING TYPE	DIMENSION				
								A	B	F	M	P
87914-0211	-----	-----	-----	-----	2	-----	1	2.54	----	10.92	5.84	2.79
87914-0221	-----	-----	-----	-----	2	-----	1	2.54	----	12.25	7.00	2.96
87914-0231	-----	-----	-----	-----	2	-----	1	2.54	----	13.38	6.09	5.00
87914-0212	-----	-----	-----	-----	2	-----	2	2.54	----	10.92	5.84	2.79
87914-0222	-----	-----	-----	-----	2	-----	2	2.54	----	12.25	7.00	2.96
87914-0232	-----	-----	-----	-----	2	-----	2	2.54	----	13.38	6.09	5.00
87914-0213	-----	-----	-----	-----	2	-----	3	2.54	----	10.92	5.84	2.79
87914-0223	-----	-----	-----	-----	2	-----	3	2.54	----	12.25	7.00	2.96
87914-0233	-----	-----	-----	-----	2	-----	3	2.54	----	13.38	6.09	5.00
87914-0214	-----	-----	-----	-----	2	-----	4	2.54	----	10.92	5.84	2.79
87914-0224	-----	-----	-----	-----	2	-----	4	2.54	----	12.25	7.00	2.96
87914-0234	-----	-----	-----	-----	2	-----	4	2.54	----	13.38	6.09	5.00
87914-0215	-----	-----	-----	-----	2	-----	5	2.54	----	10.92	5.84	2.79
87914-0225	-----	-----	-----	-----	2	-----	5	2.54	----	12.25	7.00	2.96
87914-0235	-----	-----	-----	-----	2	-----	5	2.54	----	13.38	6.09	5.00
87914-0216	-----	-----	-----	-----	2	-----	6	2.54	----	10.92	5.84	2.79
87914-0226	-----	-----	-----	-----	2	-----	6	2.54	----	12.25	7.00	2.96
87914-0236	-----	-----	-----	-----	2	-----	6	2.54	----	13.38	6.09	5.00

THIS DRAWING CONTAINS INFORMATION THAT IS PROPRIETARY TO MOLEX ELECTRONIC TECHNOLOGIES, LLC AND SHOULD NOT BE USED WITHOUT WRITTEN PERMISSION

MIGRATED TO NX EC NO: 114466 DRWN: PKH CHK'D: REV APPR: ISHWARG	GENERAL TOLERANCES (UNLESS SPECIFIED)		DIMENSION UNITS		SCALE	
			MM	INCH	MM	NTS
	4 PLACES	±			DRWN BY	DATE
	3 PLACES	±			KCHO	2004/11/05
	2 PLACES	± 0.2			CHK'D BY	DATE
	1 PLACES	±			PTLIM	2004/12/08
	0 PLACES	±			APPR BY	DATE
					MLONG	2010/09/06
	ANGULAR TOL = 3.0			DRAWING SIZE	THIRD ANGLE PROJECTION	
	DRAFT WHERE APPLICABLE MUST REMAIN WITHIN DIMENSIONS			A3		



2.54MM PITCH
DUAL ROW HEADER SINGLE WAFER, T/H

PRODUCT CUSTOMER DRAWING


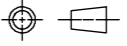
SERIES	MATERIAL NUMBER	CUSTOMER
87914	SEE TABLE	GENERAL MARKET

DOCUMENT NUMBER	DOC TYPE	DOC PART	SHEET NUMBER
SD-87914-013	PSD	000	2 OF 45

RELEASE STATUS	RELEASE DATE
----------------	--------------

PART NO FOR TRAY PACKAGING	PART NO. FOR TUBE WITHOUT CAP PACKAGING	PART NO. FOR TUBE WITH CAP PACKAGING	PART NO. FOR TAPE & REEL WITHOUT CAP PACKAGING	PART NO. FOR TAPE & REEL WITH CAP PACKAGING	CKT SIZE	VOID POSITION	PLATING TYPE	DIMENSION				
								A	B	F	M	P
87914-0411	-----	-----	-----	-----	4	-----	1	5.08	2.54	10.92	5.84	2.79
87914-0421	-----	-----	-----	-----	4	-----	1	5.08	2.54	12.25	7.00	2.96
87914-0431	-----	-----	-----	-----	4	-----	1	5.08	2.54	13.38	6.09	5.00
87914-0412	-----	-----	-----	-----	4	-----	2	5.08	2.54	10.92	5.84	2.79
87914-0422	-----	-----	-----	-----	4	-----	2	5.08	2.54	12.25	7.00	2.96
87914-0432	-----	-----	-----	-----	4	-----	2	5.08	2.54	13.38	6.09	5.00
87914-0413	-----	-----	-----	-----	4	-----	3	5.08	2.54	10.92	5.84	2.79
87914-0423	-----	-----	-----	-----	4	-----	3	5.08	2.54	12.25	7.00	2.96
87914-0433	-----	-----	-----	-----	4	-----	3	5.08	2.54	13.38	6.09	5.00
87914-0414	-----	-----	-----	-----	4	-----	4	5.08	2.54	10.92	5.84	2.79
87914-0424	-----	-----	-----	-----	4	-----	4	5.08	2.54	12.25	7.00	2.96
87914-0434	-----	-----	-----	-----	4	-----	4	5.08	2.54	13.38	6.09	5.00
87914-0415	-----	-----	-----	-----	4	-----	5	5.08	2.54	10.92	5.84	2.79
87914-0425	-----	-----	-----	-----	4	-----	5	5.08	2.54	12.25	7.00	2.96
87914-0435	-----	-----	-----	-----	4	-----	5	5.08	2.54	13.38	6.09	5.00
87914-0416	-----	-----	-----	-----	4	-----	6	5.08	2.54	10.92	5.84	2.79
87914-0426	-----	-----	-----	-----	4	-----	6	5.08	2.54	12.25	7.00	2.96
87914-0436	-----	-----	-----	-----	4	-----	6	5.08	2.54	13.38	6.09	5.00

THIS DRAWING CONTAINS INFORMATION THAT IS PROPRIETARY TO MOLEX ELECTRONIC TECHNOLOGIES, LLC AND SHOULD NOT BE USED WITHOUT WRITTEN PERMISSION

MIGRATED TO NX EC NO: 114466 DRWN: PKH CHK'D: REV APPR: ISHWARG	2017/01/18		GENERAL TOLERANCES (UNLESS SPECIFIED)		DIMENSION UNITS		SCALE										
	2017/03/15		MM	INCH	MM	NTS											
	4 PLACES		±	±	DRWN BY		DATE		2.54MM PITCH DUAL ROW HEADER SINGLE WAFER, T/H								
	3 PLACES		±	±	KCHO		2004/11/05										
	2 PLACES		± 0.2	±	CHK'D BY		DATE										
	1 PLACES		±	±	PTLIM		2004/12/08		PRODUCT CUSTOMER DRAWING								
	0 PLACES		±	±	APPR BY		DATE										
					MLONG		2010/09/06		SERIES		MATERIAL NUMBER		CUSTOMER				
					ANGULAR TOL = 3.0		DRAWING SIZE		THIRD ANGLE PROJECTION		87914		SEE TABLE		GENERAL MARKET		
					DRAFT WHERE APPLICABLE MUST REMAIN WITHIN DIMENSIONS		A3				DOCUMENT NUMBER		DOC TYPE		DOC PART		SHEET NUMBER
D17										SD-87914-013		PSD		000		3 OF 45	

RELEASE STATUS	RELEASE DATE
----------------	--------------

PART NO FOR TRAY PACKAGING	PART NO. FOR TUBE WITHOUT CAP PACKAGING	PART NO. FOR TUBE WITH CAP PACKAGING	PART NO. FOR TAPE & REEL WITHOUT CAP PACKAGING	PART NO. FOR TAPE & REEL WITH CAP PACKAGING	CKT SIZE	VOID POSITION	PLATING TYPE	DIMENSION					
								A	B	F	M	P	G
87914-0611	-----	-----	-----	-----	6	-----	1	7.62	5.08	10.92	5.84	2.79	----
87914-0621	-----	-----	-----	-----	6	-----	1	7.62	5.08	12.25	7.00	2.96	----
87914-0631	-----	-----	-----	-----	6	-----	1	7.62	5.08	13.38	6.09	5.00	----
87914-0612	-----	-----	-----	-----	6	-----	2	7.62	5.08	10.92	5.84	2.79	----
87914-0622	-----	-----	-----	-----	6	-----	2	7.62	5.08	12.25	7.00	2.96	----
87914-0632	-----	-----	-----	-----	6	-----	2	7.62	5.08	13.38	6.09	5.00	----
87914-0613	-----	-----	-----	-----	6	-----	3	7.62	5.08	10.92	5.84	2.79	----
87914-0623	-----	-----	-----	-----	6	-----	3	7.62	5.08	12.25	7.00	2.96	----
87914-0633	-----	-----	-----	-----	6	-----	3	7.62	5.08	13.38	6.09	5.00	----
87914-0614	-----	-----	-----	-----	6	-----	4	7.62	5.08	10.92	5.84	2.79	----
87914-0624	-----	-----	-----	-----	6	-----	4	7.62	5.08	12.25	7.00	2.96	----
87914-0634	-----	-----	-----	-----	6	-----	4	7.62	5.08	13.38	6.09	5.00	----
87914-0615	-----	-----	-----	-----	6	-----	5	7.62	5.08	10.92	5.84	2.79	----
87914-0625	-----	-----	-----	-----	6	-----	5	7.62	5.08	12.25	7.00	2.96	----
87914-0635	-----	-----	-----	-----	6	-----	5	7.62	5.08	13.38	6.09	5.00	----
87914-0616	-----	-----	-----	-----	6	-----	6	7.62	5.08	10.92	5.84	2.79	----
87914-0626	-----	-----	-----	-----	6	-----	6	7.62	5.08	12.25	7.00	2.96	----
87914-0636	-----	-----	-----	-----	6	-----	6	7.62	5.08	13.38	6.09	5.00	----

THIS DRAWING CONTAINS INFORMATION THAT IS PROPRIETARY TO MOLEX ELECTRONIC TECHNOLOGIES, LLC AND SHOULD NOT BE USED WITHOUT WRITTEN PERMISSION

MIGRATED TO NX 2017/01/18 EC NO: 114466 DRWN: PKH CHK'D: 2017/03/15 APP'R: ISHWARG	GENERAL TOLERANCES (UNLESS SPECIFIED)		DIMENSION UNITS		SCALE	
			MM		NTS	
			MM	INCH	DRWN BY	DATE
	4 PLACES	±			KCHO	2004/11/05
	3 PLACES	±			CHK'D BY	DATE
	2 PLACES	± 0.2			PTLIM	2004/12/08
	1 PLACES	±			APPR BY	DATE
	0 PLACES	±			MLONG	2010/09/06
	ANGULAR TOL = 3.0		DRAWING SIZE	THIRD ANGLE PROJECTION		
	DRAFT WHERE APPLICABLE MUST REMAIN WITHIN DIMENSIONS		A3			

molex®		
2.54MM PITCH DUAL ROW HEADER SINGLE WAFER, T/H		
PRODUCT CUSTOMER DRAWING		
SERIES 87914	MATERIAL NUMBER SEE TABLE	CUSTOMER GENERAL MARKET
DOCUMENT NUMBER SD-87914-013	DOC TYPE PSD	DOC PART 000
SHEET NUMBER 4 OF 45		

RELEASE STATUS	RELEASE DATE
----------------	--------------

PART NO FOR TRAY PACKAGING	PART NO. FOR TUBE WITHOUT CAP PACKAGING	PART NO. FOR TUBE WITH CAP PACKAGING	PART NO. FOR TAPE & REEL WITHOUT CAP PACKAGING	PART NO. FOR TAPE & REEL WITH CAP PACKAGING	CKT SIZE	VOID POSITION	PLATING TYPE	DIMENSION				
								A	B	F	M	P
87914-0009	-----	-----	-----	-----	6	-----	1	7.62	5.08	18.84	13.25	3.30
87914-0642	-----	-----	-----	-----	6	-----	2	7.62	5.08	18.84	13.25	3.30
87914-0643	-----	-----	-----	-----	6	-----	3	7.62	5.08	18.84	13.25	3.30
87914-0644	-----	-----	-----	-----	6	-----	4	7.62	5.08	18.84	13.25	3.30
87914-0645	-----	-----	-----	-----	6	-----	5	7.62	5.08	18.84	13.25	3.30
87914-0646	-----	-----	-----	-----	6	-----	6	7.62	5.08	18.84	13.25	3.30

THIS DRAWING CONTAINS INFORMATION THAT IS PROPRIETARY TO MOLEX ELECTRONIC TECHNOLOGIES, LLC AND SHOULD NOT BE USED WITHOUT WRITTEN PERMISSION

MIGRATED TO NX EC NO: 114466 DRWN: PKH CHK'D: REV APPR: ISHWARG	GENERAL TOLERANCES (UNLESS SPECIFIED)		DIMENSION UNITS		SCALE	
			MM		NTS	
	4 PLACES	±	MM	INCH	DRWN BY	DATE
	3 PLACES	±			KCHO	2004/11/05
	2 PLACES	± 0.2			CHK'D BY	DATE
	1 PLACES	±			PTLIM	2004/12/08
0 PLACES	±			APPR BY	DATE	
				MLONG	2010/09/06	
ANGULAR TOL = 3.0		DRAWING SIZE	THIRD ANGLE PROJECTION			
DRAFT WHERE APPLICABLE MUST REMAIN WITHIN DIMENSIONS		A3				

2.54MM PITCH
DUAL ROW HEADER SINGLE WAFER, T/H

PRODUCT CUSTOMER DRAWING


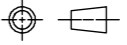
SERIES	MATERIAL NUMBER	CUSTOMER
87914	SEE TABLE	GENERAL MARKET

DOCUMENT NUMBER	DOC TYPE	DOC PART	SHEET NUMBER
SD-87914-013	PSD	000	5 OF 45

RELEASE STATUS	RELEASE DATE
----------------	--------------

PART NO FOR TRAY PACKAGING	PART NO. FOR TUBE WITHOUT CAP PACKAGING	PART NO. FOR TUBE WITH CAP PACKAGING	PART NO. FOR TAPE & REEL WITHOUT CAP PACKAGING	PART NO. FOR TAPE & REEL WITH CAP PACKAGING	CKT SIZE	VOID POSITION	PLATING TYPE	DIMENSION					
								A	B	F	M	P	G
87914-0811	-----	-----	-----	-----	8	-----	1	10.16	7.62	10.92	5.84	2.79	----
87914-0821	-----	-----	-----	-----	8	-----	1	10.16	7.62	12.25	7.00	2.96	----
87914-0831	-----	-----	-----	-----	8	-----	1	10.16	7.62	13.38	6.09	5.00	----
87914-0812	-----	-----	-----	-----	8	-----	2	10.16	7.62	10.92	5.84	2.79	----
87914-0822	-----	-----	-----	-----	8	-----	2	10.16	7.62	12.25	7.00	2.96	----
87914-0832	-----	-----	-----	-----	8	-----	2	10.16	7.62	13.38	6.09	5.00	----
87914-0813	-----	-----	-----	-----	8	-----	3	10.16	7.62	10.92	5.84	2.79	----
87914-0823	-----	-----	-----	-----	8	-----	3	10.16	7.62	12.25	7.00	2.96	----
87914-0833	-----	-----	-----	-----	8	-----	4	10.16	7.62	13.38	6.09	5.00	----
87914-0814	-----	-----	-----	-----	8	-----	4	10.16	7.62	10.92	5.84	2.79	----
87914-0824	-----	-----	-----	-----	8	-----	4	10.16	7.62	12.25	7.00	2.96	----
87914-0834	-----	-----	-----	-----	8	-----	4	10.16	7.62	13.38	6.09	5.00	----
87914-0815	-----	-----	-----	-----	8	-----	5	10.16	7.62	10.92	5.84	2.79	----
87914-0825	-----	-----	-----	-----	8	-----	5	10.16	7.62	12.25	7.00	2.96	----
87914-0835	-----	-----	-----	-----	8	-----	5	10.16	7.62	13.38	6.09	5.00	----
87914-0816	-----	-----	-----	-----	8	-----	6	10.16	7.62	10.92	5.84	2.79	----
87914-0826	-----	-----	-----	-----	8	-----	6	10.16	7.62	12.25	7.00	2.96	----
87914-0836	-----	-----	-----	-----	8	-----	6	10.16	7.62	13.38	6.09	5.00	----
87914-0807	-----	-----	-----	-----	8	2,3,4,5,6,8	6	10.16	7.62	21.75	16.51	2.95	----


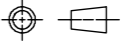
THIS DRAWING CONTAINS INFORMATION THAT IS PROPRIETARY TO MOLEX ELECTRONIC TECHNOLOGIES, LLC AND SHOULD NOT BE USED WITHOUT WRITTEN PERMISSION

MIGRATED TO NX EC NO: 114466 DRWN: PKH CHK'D: APPR: ISHWARG 2017/01/18 2017/03/15	GENERAL TOLERANCES (UNLESS SPECIFIED)		DIMENSION UNITS	SCALE	 2.54MM PITCH DUAL ROW HEADER SINGLE WAFER, T/H PRODUCT CUSTOMER DRAWING				
			MM	NTS					
	4 PLACES	±	MM	INCH		DRWN BY	DATE		
	3 PLACES	±				KCHO	2004/11/05		
	2 PLACES	± 0.2				CHK'D BY	DATE		
	1 PLACES	±				PTLIM	2004/12/08		
0 PLACES	±			APPR BY	DATE				
				MLONG	2010/09/06				
		ANGULAR TOL = 3.0	DRAWING SIZE	THIRD ANGLE PROJECTION					
		DRAFT WHERE APPLICABLE MUST REMAIN WITHIN DIMENSIONS	A3						
					SERIES	MATERIAL NUMBER	CUSTOMER		
					87914	SEE TABLE	GENERAL MARKET		
					DOCUMENT NUMBER		DOC TYPE	DOC PART	SHEET NUMBER
					SD-87914-013		PSD	000	6 OF 45

RELEASE STATUS	RELEASE DATE
----------------	--------------

PART NO FOR TRAY PACKAGING	PART NO. FOR TUBE WITHOUT CAP PACKAGING	PART NO. FOR TUBE WITH CAP PACKAGING	PART NO. FOR TAPE & REEL WITHOUT CAP PACKAGING	PART NO. FOR TAPE & REEL WITH CAP PACKAGING	PART NO. FOR BULK PACKAGING	CKT SIZE	VOID POSITION	PLATING TYPE	DIMENSION					
									A	B	F	M	P	G
87914-1011	-----	-----	-----	-----	-----	10	-----	1	12.70	10.16	10.92	5.84	2.79	----
87914-1021	-----	-----	-----	-----	-----	10	-----	1	12.70	10.16	12.25	7.00	2.96	----
87914-1031	-----	-----	-----	-----	-----	10	-----	1	12.70	10.16	13.38	6.09	5.00	----
87914-1012	-----	-----	-----	-----	-----	10	-----	2	12.70	10.16	10.92	5.84	2.79	----
87914-1022	-----	-----	-----	-----	-----	10	-----	2	12.70	10.16	12.25	7.00	2.96	----
87914-1032	-----	-----	-----	-----	-----	10	-----	2	12.70	10.16	13.38	6.09	5.00	----
87914-1013	-----	-----	-----	-----	-----	10	-----	3	12.70	10.16	10.92	5.84	2.79	----
87914-1023	-----	-----	-----	-----	-----	10	-----	3	12.70	10.16	12.25	7.00	2.96	----
87914-1033	-----	-----	-----	-----	-----	10	-----	3	12.70	10.16	13.38	6.09	5.00	----
87914-1014	-----	-----	-----	-----	-----	10	-----	4	12.70	10.16	10.92	5.84	2.79	----
87914-1024	-----	-----	-----	-----	-----	10	-----	4	12.70	10.16	12.25	7.00	2.96	----
87914-1034	-----	-----	-----	-----	-----	10	-----	4	12.70	10.16	13.38	6.09	5.00	----
87914-1015	-----	-----	-----	-----	-----	10	-----	5	12.70	10.16	10.92	5.84	2.79	----
87914-1025	-----	-----	-----	-----	-----	10	-----	5	12.70	10.16	12.25	7.00	2.96	----
87914-1035	-----	-----	-----	-----	-----	10	-----	5	12.70	10.16	13.38	6.09	5.00	----
87914-1016	-----	-----	-----	-----	-----	10	-----	6	12.70	10.16	10.92	5.84	2.79	----
87914-1026	-----	-----	-----	-----	-----	10	-----	6	12.70	10.16	12.25	7.00	2.96	----
87914-1036	-----	-----	-----	-----	-----	10	-----	6	12.70	10.16	13.38	6.09	5.00	----
87914-0001	-----	-----	-----	-----	-----	10	-----	7	12.70	10.16	12.07	5.97	3.81	----
-----	-----	-----	-----	-----	87914-1037	10	9	4	12.70	10.16	10.92	5.84	2.79	----


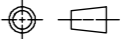
THIS DRAWING CONTAINS INFORMATION THAT IS PROPRIETARY TO MOLEX ELECTRONIC TECHNOLOGIES, LLC AND SHOULD NOT BE USED WITHOUT WRITTEN PERMISSION

MIGRATED TO NX EC NO: 114466 DRWN: PKH CHK'D: ISHWARG REV APPR: ISHWARG	2017/01/18		2017/03/15		GENERAL TOLERANCES (UNLESS SPECIFIED)		DIMENSION UNITS		SCALE																				
							MM INCH		MM NTS																				
	4 PLACES		±		±		KCHO		DATE		2.54MM PITCH DUAL ROW HEADER SINGLE WAFER, T/H																		
	3 PLACES		±		±		CHK'D BY		DATE																				
	2 PLACES		± 0.2		±		PTLIM		DATE		PRODUCT CUSTOMER DRAWING																		
	1 PLACES		±		±		APPR BY		DATE																				
0 PLACES		±		±		MLONG		DATE		<table border="1" style="width: 100%;"> <tr> <td>SERIES</td> <td>MATERIAL NUMBER</td> <td colspan="2">CUSTOMER</td> </tr> <tr> <td>87914</td> <td>SEE TABLE</td> <td colspan="2">GENERAL MARKET</td> </tr> <tr> <td>DOCUMENT NUMBER</td> <td>DOC TYPE</td> <td>DOC PART</td> <td>SHEET NUMBER</td> </tr> <tr> <td>SD-87914-013</td> <td>PSD</td> <td>000</td> <td>8 OF 45</td> </tr> </table>				SERIES	MATERIAL NUMBER	CUSTOMER		87914	SEE TABLE	GENERAL MARKET		DOCUMENT NUMBER	DOC TYPE	DOC PART	SHEET NUMBER	SD-87914-013	PSD	000	8 OF 45
SERIES	MATERIAL NUMBER	CUSTOMER																											
87914	SEE TABLE	GENERAL MARKET																											
DOCUMENT NUMBER	DOC TYPE	DOC PART	SHEET NUMBER																										
SD-87914-013	PSD	000	8 OF 45																										
				ANGULAR TOL = 3.0		DRAWING SIZE		THIRD ANGLE PROJECTION																					
				DRAFT WHERE APPLICABLE MUST REMAIN WITHIN DIMENSIONS		A3																							

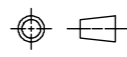
RELEASE STATUS	RELEASE DATE
----------------	--------------

PART NO FOR TRAY PACKAGING	PART NO. FOR TUBE WITHOUT CAP PACKAGING	PART NO. FOR TUBE WITH CAP PACKAGING	PART NO. FOR TAPE & REEL WITHOUT CAP PACKAGING	PART NO. FOR TAPE & REEL WITH CAP PACKAGING	CKT SIZE	VOID POSITION	PLATING TYPE	DIMENSION				
								A	B	F	M	P
87914-1211	-----	-----	-----	-----	12	-----	1	15.24	12.70	10.92	5.84	2.79
-----	87914-1291	-----	-----	-----	12	-----	9	15.24	12.70	10.92	5.84	2.79
87914-1221	-----	-----	-----	-----	12	-----	1	15.24	12.70	12.25	7.00	2.96
87914-1231	-----	-----	-----	-----	12	-----	1	15.24	12.70	13.38	6.09	5.00
87914-1212	-----	-----	-----	-----	12	-----	2	15.24	12.70	10.92	5.84	2.79
87914-1222	-----	-----	-----	-----	12	-----	2	15.24	12.70	12.25	7.00	2.96
87914-1232	-----	-----	-----	-----	12	-----	2	15.24	12.70	13.38	6.09	5.00
87914-1213	-----	-----	-----	-----	12	-----	3	15.24	12.70	10.92	5.84	2.79
87914-1223	-----	-----	-----	-----	12	-----	3	15.24	12.70	12.25	7.00	2.96
87914-1233	-----	-----	-----	-----	12	-----	3	15.24	12.70	13.38	6.09	5.00
87914-1214	-----	-----	-----	-----	12	-----	4	15.24	12.70	10.92	5.84	2.79
87914-1224	-----	-----	-----	-----	12	-----	4	15.24	12.70	12.25	7.00	2.96
87914-1234	-----	-----	-----	-----	12	-----	4	15.24	12.70	13.38	6.09	5.00
87914-1215	-----	-----	-----	-----	12	-----	5	15.24	12.70	10.92	5.84	2.79
87914-1225	-----	-----	-----	-----	12	-----	5	15.24	12.70	12.25	7.00	2.96
87914-1235	-----	-----	-----	-----	12	-----	5	15.24	12.70	13.38	6.09	5.00
87914-1216	-----	-----	-----	-----	12	-----	6	15.24	12.70	10.92	5.84	2.79
87914-1226	-----	-----	-----	-----	12	-----	6	15.24	12.70	12.25	7.00	2.96
87914-1236	-----	-----	-----	-----	12	-----	6	15.24	12.70	13.38	6.09	5.00

THIS DRAWING CONTAINS INFORMATION THAT IS PROPRIETARY TO MOLEX ELECTRONIC TECHNOLOGIES, LLC AND SHOULD NOT BE USED WITHOUT WRITTEN PERMISSION


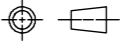
MIGRATED TO NX EC NO: 114466 DRWN: PKH CHK'D: ISHWARG APPR: ISHWARG 2017/01/18 2017/03/15	GENERAL TOLERANCES (UNLESS SPECIFIED)		DIMENSION UNITS		SCALE						
			MM	INCH	MM	NTS					
	4 PLACES ±		MM	INCH	DRWN BY	DATE		2.54MM PITCH DUAL ROW HEADER SINGLE WAFER, T/H			
	3 PLACES ±				KCHO	2004/11/05					
	2 PLACES ± 0.2				CHK'D BY	DATE					
	1 PLACES ±				PTLIM	2004/12/08		PRODUCT CUSTOMER DRAWING			
	0 PLACES ±				APPR BY	DATE					
	ANGULAR TOL = 3.0		DRAWING SIZE		THIRD ANGLE PROJECTION		SERIES: 87914 MATERIAL NUMBER: SEE TABLE CUSTOMER: GENERAL MARKET				
	DRAFT WHERE APPLICABLE MUST REMAIN WITHIN DIMENSIONS		A3								
	RELEASE STATUS		RELEASE DATE		DOCUMENT NUMBER		DOC TYPE		DOC PART		SHEET NUMBER
D17				SD-87914-013		PSD		000		9 OF 45	

PART NO FOR TRAY PACKAGING	PART NO. FOR TUBE WITHOUT CAP PACKAGING	PART NO. FOR TUBE WITH CAP PACKAGING	PART NO. FOR TAPE & REEL WITHOUT CAP PACKAGING	PART NO. FOR TAPE & REEL WITH CAP PACKAGING	CKT SIZE	VOID POSITION	PLATING TYPE	DIMENSION				
								A	B	F	M	P
87914-1251	-----	-----	-----	-----	12	-----	1	15.24	12.70	18.40	13.08	3.03
87914-1252	-----	-----	-----	-----	12	-----	2	15.24	12.70	18.40	13.08	3.03
87914-1253	-----	-----	-----	-----	12	-----	3	15.24	12.70	18.40	13.08	3.03
87914-1254	-----	-----	-----	-----	12	-----	4	15.24	12.70	18.40	13.08	3.03
87914-1255	-----	-----	-----	-----	12	-----	5	15.24	12.70	18.40	13.08	3.03
87914-1256	-----	-----	-----	-----	12	-----	6	15.24	12.70	18.40	13.08	3.03
87914-1241	-----	-----	-----	-----	12	-----	1	15.24	12.70	12.50	6.95	3.26
87914-1242	-----	-----	-----	-----	12	-----	2	15.24	12.70	12.50	6.95	3.26
87914-1243	-----	-----	-----	-----	12	-----	3	15.24	12.70	12.50	6.95	3.26
87914-1244	-----	-----	-----	-----	12	-----	4	15.24	12.70	12.50	6.95	3.26
87914-1245	-----	-----	-----	-----	12	-----	5	15.24	12.70	12.50	6.95	3.26
87914-1246	-----	-----	-----	-----	12	-----	6	15.24	12.70	29.26	23.32	3.65

THIS DRAWING CONTAINS INFORMATION THAT IS PROPRIETARY TO MOLEX ELECTRONIC TECHNOLOGIES, LLC AND SHOULD NOT BE USED WITHOUT WRITTEN PERMISSION											
MIGRATED TO NX 2017/01/18 EC NO: 114466 DRWN: PKH CHK'D: CHD 2017/03/15 APPR: ISHWARG	GENERAL TOLERANCES (UNLESS SPECIFIED)		DIMENSION UNITS		SCALE		molex[®]				
	4 PLACES	±	MM	INCH	MM	NTS					
	3 PLACES	±	DRWN BY		DATE		2.54MM PITCH DUAL ROW HEADER SINGLE WAFER, T/H				
	2 PLACES	± 0.2	KCHO		2004/11/05						
	1 PLACES	±	CHK'D BY		DATE		PRODUCT CUSTOMER DRAWING				
	0 PLACES	±	PTLIM		2004/12/08						
ANGULAR TOL = 3.0			APPR BY		DATE		SERIES: 87914 MATERIAL NUMBER: SEE TABLE CUSTOMER: GENERAL MARKET				
DRAFT WHERE APPLICABLE MUST REMAIN WITHIN DIMENSIONS			MLONG		2010/09/06						
DRAFT WHERE APPLICABLE MUST REMAIN WITHIN DIMENSIONS			DRAWING SIZE		THIRD ANGLE PROJECTION		DOCUMENT NUMBER: SD-87914-013 DOC TYPE: PSD DOC PART: 000 SHEET NUMBER: 10 OF 45				
			A3								

PART NO FOR TRAY PACKAGING	PART NO. FOR TUBE WITHOUT CAP PACKAGING	PART NO. FOR TUBE WITH CAP PACKAGING	PART NO. FOR TAPE & REEL WITHOUT CAP PACKAGING	PART NO. FOR TAPE & REEL WITH CAP PACKAGING	CKT SIZE	VOID POSITION	PLATING TYPE	DIMENSION				
								A	B	F	M	P
87914-1411	-----	-----	-----	-----	14	-----	1	17.78	15.24	10.92	5.84	2.79
87914-1421	-----	-----	-----	-----	14	-----	1	17.78	15.24	12.25	7.00	2.96
87914-1431	-----	-----	-----	-----	14	-----	1	17.78	15.24	13.38	6.09	5.00
87914-1412	-----	-----	-----	-----	14	-----	2	17.78	15.24	10.92	5.84	2.79
87914-1422	-----	-----	-----	-----	14	-----	2	17.78	15.24	12.25	7.00	2.96
87914-1432	-----	-----	-----	-----	14	-----	2	17.78	15.24	13.38	6.09	5.00
87914-1413	-----	-----	-----	-----	14	-----	3	17.78	15.24	10.92	5.84	2.79
87914-1423	-----	-----	-----	-----	14	-----	3	17.78	15.24	12.25	7.00	2.96
87914-1433	-----	-----	-----	-----	14	-----	3	17.78	15.24	13.38	6.09	5.00
87914-1414	-----	-----	-----	-----	14	-----	4	17.78	15.24	10.92	5.84	2.79
87914-1424	-----	-----	-----	-----	14	-----	4	17.78	15.24	12.25	7.00	2.96
87914-1434	-----	-----	-----	-----	14	-----	4	17.78	15.24	13.38	6.09	5.00
87914-1415	-----	-----	-----	-----	14	-----	5	17.78	15.24	10.92	5.84	2.79
87914-1425	-----	-----	-----	-----	14	-----	5	17.78	15.24	12.25	7.00	2.96
87914-1435	-----	-----	-----	-----	14	-----	5	17.78	15.24	13.38	6.09	5.00
87914-1416	-----	-----	-----	-----	14	-----	6	17.78	15.24	10.92	5.84	2.79
87914-1426	-----	-----	-----	-----	14	-----	6	17.78	15.24	12.25	7.00	2.96
87914-1436	-----	-----	-----	-----	14	-----	6	17.78	15.24	13.38	6.09	5.00
87914-0007	-----	-----	-----	-----	14	-----	6	17.78	15.24	13.42	8.08	3.05


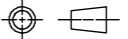
THIS DRAWING CONTAINS INFORMATION THAT IS PROPRIETARY TO MOLEX ELECTRONIC TECHNOLOGIES, LLC AND SHOULD NOT BE USED WITHOUT WRITTEN PERMISSION

MIGRATED TO NX EC NO: 114466 DRWN: PKH CHK'D: ISHWARG REV APPR: ISHWARG	GENERAL TOLERANCES (UNLESS SPECIFIED)		DIMENSION UNITS		SCALE					
			MM	INCH	MM	NTS				
	4 PLACES	±		±	DRWN BY	DATE	2.54MM PITCH DUAL ROW HEADER SINGLE WAFER, T/H			
	3 PLACES	±		±	KCHO	2004/11/05				
	2 PLACES	± 0.2		±	CHK'D BY	DATE				
	1 PLACES	±		±	PTLIM	2004/12/08	PRODUCT CUSTOMER DRAWING			
	0 PLACES	±		±	APPR BY	DATE				
	ANGULAR TOL = 3.0		DRAWING SIZE		THIRD ANGLE PROJECTION		SERIES	MATERIAL NUMBER	CUSTOMER	
	DRAFT WHERE APPLICABLE MUST REMAIN WITHIN DIMENSIONS		A3				87914	SEE TABLE	GENERAL MARKET	
							DOCUMENT NUMBER		DOC TYPE	DOC PART
						SD-87914-013		PSD	000	11 OF 45

RELEASE STATUS	RELEASE DATE
----------------	--------------

PART NO FOR TRAY PACKAGING	PART NO. FOR TUBE WITHOUT CAP PACKAGING	PART NO. FOR TUBE WITH CAP PACKAGING	PART NO. FOR TAPE & REEL WITHOUT CAP PACKAGING	PART NO. FOR TAPE & REEL WITH CAP PACKAGING	CKT SIZE	VOID POSITION	PLATING TYPE	DIMENSION				
								A	B	F	M	P
87914-1611	-----	-----	-----	-----	16	-----	1	20.32	17.78	10.92	5.84	2.79
87914-1621	-----	-----	-----	-----	16	-----	1	20.32	17.78	12.25	7.00	2.96
87914-1631	-----	-----	-----	-----	16	-----	1	20.32	17.78	13.38	6.09	5.00
87914-1612	-----	-----	-----	-----	16	-----	2	20.32	17.78	10.92	5.84	2.79
87914-1622	-----	-----	-----	-----	16	-----	2	20.32	17.78	12.25	7.00	2.96
87914-1632	-----	-----	-----	-----	16	-----	2	20.32	17.78	13.38	6.09	5.00
87914-1613	-----	-----	-----	-----	16	-----	3	20.32	17.78	10.92	5.84	2.79
87914-1623	-----	-----	-----	-----	16	-----	3	20.32	17.78	12.25	7.00	2.96
87914-1633	-----	-----	-----	-----	16	-----	3	20.32	17.78	13.38	6.09	5.00
87914-1614	-----	-----	-----	-----	16	-----	4	20.32	17.78	10.92	5.84	2.79
87914-1624	-----	-----	-----	-----	16	-----	4	20.32	17.78	12.25	7.00	2.96
87914-1634	-----	-----	-----	-----	16	-----	4	20.32	17.78	13.38	6.09	5.00
87914-1615	-----	-----	-----	-----	16	-----	5	20.32	17.78	10.92	5.84	2.79
87914-1625	-----	-----	-----	-----	16	-----	5	20.32	17.78	12.25	7.00	2.96
87914-1635	-----	-----	-----	-----	16	-----	5	20.32	17.78	13.38	6.09	5.00
87914-1616	-----	-----	-----	-----	16	-----	6	20.32	17.78	10.92	5.84	2.79
87914-1626	-----	-----	-----	-----	16	-----	6	20.32	17.78	12.25	7.00	2.96
87914-1636	-----	-----	-----	-----	16	-----	6	20.32	17.78	13.38	6.09	5.00
87914-1600	-----	-----	-----	-----	16	-----	6	20.32	17.78	9.49	4.50	2.70
87914-1637	-----	-----	-----	-----	16	-----	6	20.32	17.78	15.79	10.45	3.05


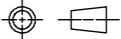
THIS DRAWING CONTAINS INFORMATION THAT IS PROPRIETARY TO MOLEX ELECTRONIC TECHNOLOGIES, LLC AND SHOULD NOT BE USED WITHOUT WRITTEN PERMISSION

MIGRATED TO NX EC NO: 114466 DRWN: PKH CHK'D: ISHWARG APPR: ISHWARG REV:	2017/01/18	GENERAL TOLERANCES (UNLESS SPECIFIED)		DIMENSION UNITS		SCALE					
	2017/03/15	MM	INCH	MM	NTS						
	4 PLACES	±	±	DRWN BY	DATE		2.54MM PITCH DUAL ROW HEADER SINGLE WAFER, T/H				
	3 PLACES	±	±	KCHO	2004/11/05						
	2 PLACES	± 0.2	±	CHK'D BY	DATE		PRODUCT CUSTOMER DRAWING				
	1 PLACES	±	±	PTLIM	2004/12/08						
	0 PLACES	±	±	APPR BY	DATE		SERIES: 87914 MATERIAL NUMBER: SEE TABLE CUSTOMER: GENERAL MARKET				
	ANGULAR TOL = 3.0			MLONG	2010/09/06						
	DRAFT WHERE APPLICABLE MUST REMAIN WITHIN DIMENSIONS			DRAWING SIZE	THIRD ANGLE PROJECTION		DOCUMENT NUMBER: SD-87914-013 DOC TYPE: PSD DOC PART: 000 SHEET NUMBER: 13 OF 45				
				A3							

RELEASE STATUS	RELEASE DATE
----------------	--------------

PART NO FOR TRAY PACKAGING	PART NO. FOR TUBE WITHOUT CAP PACKAGING	PART NO. FOR TUBE WITH CAP PACKAGING	PART NO. FOR TAPE & REEL WITHOUT CAP PACKAGING	PART NO. FOR TAPE & REEL WITH CAP PACKAGING	CKT SIZE	VOID POSITION	PLATING TYPE	DIMENSION					
								A	B	F	M	P	G
87914-1811	-----	-----	-----	-----	18	-----	1	22.86	20.32	10.92	5.84	2.79	----
87914-1821	-----	-----	-----	-----	18	-----	1	22.86	20.32	12.25	7.00	2.96	----
87914-1831	-----	-----	-----	-----	18	-----	1	22.86	20.32	13.38	6.09	5.00	----
87914-1812	-----	-----	-----	-----	18	-----	2	22.86	20.32	10.92	5.84	2.79	----
87914-1822	-----	-----	-----	-----	18	-----	2	22.86	20.32	12.25	7.00	2.96	----
87914-1832	-----	-----	-----	-----	18	-----	2	22.86	20.32	13.38	6.09	5.00	----
87914-1813	-----	-----	-----	-----	18	-----	3	22.86	20.32	10.92	5.84	2.79	----
87914-1823	-----	-----	-----	-----	18	-----	3	22.86	20.32	12.25	7.00	2.96	----
87914-1833	-----	-----	-----	-----	18	-----	3	22.86	20.32	13.38	6.09	5.00	----
87914-1814	-----	-----	-----	-----	18	-----	4	22.86	20.32	10.92	5.84	2.79	----
87914-1824	-----	-----	-----	-----	18	-----	4	22.86	20.32	12.25	7.00	2.96	----
87914-1834	-----	-----	-----	-----	18	-----	4	22.86	20.32	13.38	6.09	5.00	----
87914-1815	-----	-----	-----	-----	18	-----	5	22.86	20.32	10.92	5.84	2.79	----
87914-1825	-----	-----	-----	-----	18	-----	5	22.86	20.32	12.25	7.00	2.96	----
87914-1835	-----	-----	-----	-----	18	-----	5	22.86	20.32	13.38	6.09	5.00	----
87914-1816	-----	-----	-----	-----	18	-----	6	22.86	20.32	10.92	5.84	2.79	----
87914-1826	-----	-----	-----	-----	18	-----	6	22.86	20.32	12.25	7.00	2.96	----
87914-1836	-----	-----	-----	-----	18	-----	6	22.86	20.32	13.38	6.09	5.00	----
-----	-----	87914-1807	-----	-----	18	-----	6	22.86	20.32	17.02	11.05	3.68	18.02

THIS DRAWING CONTAINS INFORMATION THAT IS PROPRIETARY TO MOLEX ELECTRONIC TECHNOLOGIES, LLC AND SHOULD NOT BE USED WITHOUT WRITTEN PERMISSION

MIGRATED TO NX EC NO: 114466 DRWN: PKH CHK'D: ISHWARG REV APPR: ISHWARG	2017/01/18		2017/03/15		GENERAL TOLERANCES (UNLESS SPECIFIED)		DIMENSION UNITS		SCALE				
							MM INCH		MM NTS				
	4 PLACES		±		±		KCHO		DATE		2.54MM PITCH DUAL ROW HEADER SINGLE WAFER, T/H		
	3 PLACES		±		±		CHK'D BY		DATE				
	2 PLACES		± 0.2		±		PTLIM		DATE		PRODUCT CUSTOMER DRAWING		
	1 PLACES		±		±		APPR BY		DATE				
	0 PLACES		±		±		MLONG		DATE		SERIES MATERIAL NUMBER CUSTOMER 87914 SEE TABLE GENERAL MARKET		
							DRAWING SIZE		THIRD ANGLE PROJECTION				
							ANGULAR TOL = 3.0		A3		DOCUMENT NUMBER DOC TYPE DOC PART SHEET NUMBER SD-87914-013 PSD 000 14 OF 45		
							DRAFT WHERE APPLICABLE MUST REMAIN WITHIN DIMENSIONS						

RELEASE STATUS	RELEASE DATE
----------------	--------------

PART NO FOR TRAY PACKAGING	PART NO. FOR TUBE WITHOUT CAP PACKAGING	PART NO. FOR TUBE WITH CAP PACKAGING	PART NO. FOR TAPE & REEL WITHOUT CAP PACKAGING	PART NO. FOR TAPE & REEL WITH CAP PACKAGING	CKT SIZE	VOID POSITION	PLATING TYPE	DIMENSION				
								A	B	F	M	P
87914-2011	-----	-----	-----	-----	20	-----	1	25.40	22.86	10.92	5.84	2.79
87914-2021	-----	-----	-----	-----	20	-----	1	25.40	22.86	12.25	7.00	2.96
87914-2031	-----	-----	-----	-----	20	-----	1	25.40	22.86	13.38	6.09	5.00
87914-2012	-----	-----	-----	-----	20	-----	2	25.40	22.86	10.92	5.84	2.79
87914-2022	-----	-----	-----	-----	20	-----	2	25.40	22.86	12.25	7.00	2.96
87914-2032	-----	-----	-----	-----	20	-----	2	25.40	22.86	13.38	6.09	5.00
87914-2013	-----	-----	-----	-----	20	-----	3	25.40	22.86	10.92	5.84	2.79
87914-2023	-----	-----	-----	-----	20	-----	3	25.40	22.86	12.25	7.00	2.96
87914-2033	-----	-----	-----	-----	20	-----	3	25.40	22.86	13.38	6.09	5.00
87914-2014	-----	-----	-----	-----	20	-----	4	25.40	22.86	10.92	5.84	2.79
87914-2024	-----	-----	-----	-----	20	-----	4	25.40	22.86	12.25	7.00	2.96
87914-2034	-----	-----	-----	-----	20	-----	4	25.40	22.86	13.38	6.09	5.00
87914-2015	-----	-----	-----	-----	20	-----	5	25.40	22.86	10.92	5.84	2.79
87914-2025	-----	-----	-----	-----	20	-----	5	25.40	22.86	12.25	7.00	2.96
87914-2035	-----	-----	-----	-----	20	-----	5	25.40	22.86	13.38	6.09	5.00
87914-2016	-----	-----	-----	-----	20	-----	6	25.40	22.86	10.92	5.84	2.79
87914-2026	-----	-----	-----	-----	20	-----	6	25.40	22.86	12.25	7.00	2.96
87914-2036	-----	-----	-----	-----	20	-----	6	25.40	22.86	13.38	6.09	5.00


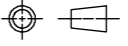
THIS DRAWING CONTAINS INFORMATION THAT IS PROPRIETARY TO MOLEX ELECTRONIC TECHNOLOGIES, LLC AND SHOULD NOT BE USED WITHOUT WRITTEN PERMISSION

MIGRATED TO NX 2017/01/18 EC NO: 114466 DRWN: PKH CHK'D: 2017/03/15 APPR: ISHWARG	GENERAL TOLERANCES (UNLESS SPECIFIED)		DIMENSION UNITS		SCALE		 2.54MM PITCH DUAL ROW HEADER SINGLE WAFER, T/H PRODUCT CUSTOMER DRAWING	
			MM	INCH	MM	NTS		
	4 PLACES	±			DRWN BY	DATE		
	3 PLACES	±			KCHO	2004/11/05		
	2 PLACES	± 0.2			CHK'D BY	DATE		
	1 PLACES	±			PTLIM	2004/12/08		
0 PLACES	±			APPR BY	DATE			
		ANGULAR TOL = 3.0	DRAWING SIZE		THIRD ANGLE PROJECTION			
		DRAFT WHERE APPLICABLE MUST REMAIN WITHIN DIMENSIONS	A3					
			SERIES		MATERIAL NUMBER		CUSTOMER	
			87914		SEE TABLE		GENERAL MARKET	
DOCUMENT NUMBER				DOC TYPE	DOC PART	SHEET NUMBER		
SD-87914-013				PSD	000	15 OF 45		

RELEASE STATUS	RELEASE DATE
----------------	--------------


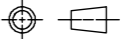
PART NO FOR TRAY PACKAGING	PART NO. FOR TUBE WITHOUT CAP PACKAGING	PART NO. FOR TUBE WITH CAP PACKAGING	PART NO. FOR TAPE & REEL WITHOUT CAP PACKAGING	PART NO. FOR TAPE & REEL WITH CAP PACKAGING	CKT SIZE	VOID POSITION	PLATING TYPE	DIMENSION				
								A	B	F	M	P
87914-2211	-----	-----	-----	-----	22	-----	1	27.94	25.40	10.92	5.84	2.79
87914-2221	-----	-----	-----	-----	22	-----	1	27.94	25.40	12.25	7.00	2.96
87914-2231	-----	-----	-----	-----	22	-----	1	27.94	25.40	13.38	6.09	5.00
87914-2212	-----	-----	-----	-----	22	-----	2	27.94	25.40	10.92	5.84	2.79
87914-2222	-----	-----	-----	-----	22	-----	2	27.94	25.40	12.25	7.00	2.96
87914-2232	-----	-----	-----	-----	22	-----	2	27.94	25.40	13.38	6.09	5.00
87914-2213	-----	-----	-----	-----	22	-----	3	27.94	25.40	10.92	5.84	2.79
87914-2223	-----	-----	-----	-----	22	-----	3	27.94	25.40	12.25	7.00	2.96
87914-2233	-----	-----	-----	-----	22	-----	3	27.94	25.40	13.38	6.09	5.00
87914-2214	-----	-----	-----	-----	22	-----	4	27.94	25.40	10.92	5.84	2.79
87914-2224	-----	-----	-----	-----	22	-----	4	27.94	25.40	12.25	7.00	2.96
87914-2234	-----	-----	-----	-----	22	-----	4	27.94	25.40	13.38	6.09	5.00
87914-2215	-----	-----	-----	-----	22	-----	5	27.94	25.40	10.92	5.84	2.79
87914-2225	-----	-----	-----	-----	22	-----	5	27.94	25.40	12.25	7.00	2.96
87914-2235	-----	-----	-----	-----	22	-----	5	27.94	25.40	13.38	6.09	5.00
87914-2216	-----	-----	-----	-----	22	-----	6	27.94	25.40	10.92	5.84	2.79
87914-2226	-----	-----	-----	-----	22	-----	6	27.94	25.40	12.25	7.00	2.96
87914-2236	-----	-----	-----	-----	22	-----	6	27.94	25.40	13.38	6.09	5.00

THIS DRAWING CONTAINS INFORMATION THAT IS PROPRIETARY TO MOLEX ELECTRONIC TECHNOLOGIES, LLC AND SHOULD NOT BE USED WITHOUT WRITTEN PERMISSION

MIGRATED TO NX 2017/01/18 EC NO: 114466 DRWN: PKH CHK'D: 2017/03/15 APPR: ISHWARG	GENERAL TOLERANCES (UNLESS SPECIFIED)		DIMENSION UNITS	SCALE	 2.54MM PITCH DUAL ROW HEADER SINGLE WAFER, T/H		
			MM	NTS			
	4 PLACES	±	MM	INCH		DRWN BY	DATE
	3 PLACES	±				KCHO	2004/11/05
	2 PLACES	± 0.2				CHK'D BY	DATE
	1 PLACES	±				PTLIM	2004/12/08
0 PLACES	±			APPR BY	DATE		
		ANGULAR TOL = 3.0	MLONG		2010/09/06		
		DRAFT WHERE APPLICABLE MUST REMAIN WITHIN DIMENSIONS	DRAWING SIZE	THIRD ANGLE PROJECTION			
			A3				
			SERIES	MATERIAL NUMBER	CUSTOMER		
			87914	SEE TABLE	GENERAL MARKET		
			DOCUMENT NUMBER	DOC TYPE	DOC PART	SHEET NUMBER	
			SD-87914-013	PSD	000	16 OF 45	

PART NO FOR TRAY PACKAGING	PART NO. FOR TUBE WITHOUT CAP PACKAGING	PART NO. FOR TUBE WITH CAP PACKAGING	PART NO. FOR TAPE & REEL WITHOUT CAP PACKAGING	PART NO. FOR TAPE & REEL WITH CAP PACKAGING	CKT SIZE	VOID POSITION	PLATING TYPE	DIMENSION				
								A	B	F	M	P
87914-2411	-----	-----	-----	-----	24	-----	1	30.48	27.94	10.92	5.84	2.79
87914-2421	-----	-----	-----	-----	24	-----	1	30.48	27.94	12.25	7.00	2.96
87914-2431	-----	-----	-----	-----	24	-----	1	30.48	27.94	13.38	6.09	5.00
87914-2412	-----	-----	-----	-----	24	-----	2	30.48	27.94	10.92	5.84	2.79
87914-2422	-----	-----	-----	-----	24	-----	2	30.48	27.94	12.25	7.00	2.96
87914-2432	-----	-----	-----	-----	24	-----	2	30.48	27.94	13.38	6.09	5.00
87914-2413	-----	-----	-----	-----	24	-----	3	30.48	27.94	10.92	5.84	2.79
87914-2423	-----	-----	-----	-----	24	-----	3	30.48	27.94	12.25	7.00	2.96
87914-2433	-----	-----	-----	-----	24	-----	3	30.48	27.94	13.38	6.09	5.00
87914-2414	-----	-----	-----	-----	24	-----	4	30.48	27.94	10.92	5.84	2.79
87914-2424	-----	-----	-----	-----	24	-----	4	30.48	27.94	12.25	7.00	2.96
87914-2434	-----	-----	-----	-----	24	-----	4	30.48	27.94	13.38	6.09	5.00
87914-2415	-----	-----	-----	-----	24	-----	5	30.48	27.94	10.92	5.84	2.79
87914-2425	-----	-----	-----	-----	24	-----	5	30.48	27.94	12.25	7.00	2.96
87914-2435	-----	-----	-----	-----	24	-----	5	30.48	27.94	13.38	6.09	5.00
87914-2416	-----	-----	-----	-----	24	-----	6	30.48	27.94	10.92	5.84	2.79
87914-2426	-----	-----	-----	-----	24	-----	6	30.48	27.94	12.25	7.00	2.96
87914-2436	-----	-----	-----	-----	24	-----	6	30.48	27.94	13.38	6.09	5.00


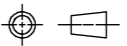
THIS DRAWING CONTAINS INFORMATION THAT IS PROPRIETARY TO MOLEX ELECTRONIC TECHNOLOGIES, LLC AND SHOULD NOT BE USED WITHOUT WRITTEN PERMISSION

MIGRATED TO NX EC NO: 114466 DRWN: PKH CHK'D: ISHWARG APPR: ISHWARG REV:	2017/01/18	GENERAL TOLERANCES (UNLESS SPECIFIED)		DIMENSION UNITS		SCALE					
	2017/03/15	MM	INCH	MM	INCH	NTS					
		4 PLACES ±	±		DRWN BY	DATE		2.54MM PITCH DUAL ROW HEADER SINGLE WAFER, T/H			
		3 PLACES ±	±		KCHO	2004/11/05					
		2 PLACES ± 0.2	±		CHK'D BY	DATE		PRODUCT CUSTOMER DRAWING			
		1 PLACES ±	±		PTLIM	2004/12/08					
	0 PLACES ±	±		APPR BY	DATE		SERIES MATERIAL NUMBER CUSTOMER 87914 SEE TABLE GENERAL MARKET				
				MLONG	2010/09/06						
			ANGULAR TOL = 3.0	DRAWING SIZE	THIRD ANGLE PROJECTION		DOCUMENT NUMBER DOC TYPE DOC PART SHEET NUMBER SD-87914-013 PSD 000 17 OF 45				
			DRAFT WHERE APPLICABLE MUST REMAIN WITHIN DIMENSIONS	A3							

RELEASE STATUS	RELEASE DATE
----------------	--------------

PART NO FOR TRAY PACKAGING	PART NO. FOR TUBE WITHOUT CAP PACKAGING	PART NO. FOR TUBE WITH CAP PACKAGING	PART NO. FOR TAPE & REEL WITHOUT CAP PACKAGING	PART NO. FOR TAPE & REEL WITH CAP PACKAGING	CKT SIZE	VOID POSITION	PLATING TYPE	DIMENSION				
								A	B	F	M	P
87914-2611	-----	-----	-----	-----	26	-----	1	33.02	30.48	10.92	5.84	2.79
87914-2621	-----	-----	-----	-----	26	-----	1	33.02	30.48	12.25	7.00	2.96
87914-2631	-----	-----	-----	-----	26	-----	1	33.02	30.48	13.38	6.09	5.00
87914-2612	-----	-----	-----	-----	26	-----	2	33.02	30.48	10.92	5.84	2.79
87914-2622	-----	-----	-----	-----	26	-----	2	33.02	30.48	12.25	7.00	2.96
87914-2632	-----	-----	-----	-----	26	-----	2	33.02	30.48	13.38	6.09	5.00
87914-2613	-----	-----	-----	-----	26	-----	3	33.02	30.48	10.92	5.84	2.79
87914-2623	-----	-----	-----	-----	26	-----	3	33.02	30.48	12.25	7.00	2.96
87914-2633	-----	-----	-----	-----	26	-----	3	33.02	30.48	13.38	6.09	5.00
87914-2614	-----	-----	-----	-----	26	-----	4	33.02	30.48	10.92	5.84	2.79
87914-2624	-----	-----	-----	-----	26	-----	4	33.02	30.48	12.25	7.00	2.96
87914-2634	-----	-----	-----	-----	26	-----	4	33.02	30.48	13.38	6.09	5.00
87914-2615	-----	-----	-----	-----	26	-----	5	33.02	30.48	10.92	5.84	2.79
87914-2625	-----	-----	-----	-----	26	-----	5	33.02	30.48	12.25	7.00	2.96
87914-2635	-----	-----	-----	-----	26	-----	5	33.02	30.48	13.38	6.09	5.00
87914-2616	-----	-----	-----	-----	26	-----	6	33.02	30.48	10.92	5.84	2.79
87914-2626	-----	-----	-----	-----	26	-----	6	33.02	30.48	12.25	7.00	2.96
87914-2636	-----	-----	-----	-----	26	-----	6	33.02	30.48	13.38	6.09	5.00

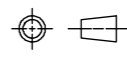
THIS DRAWING CONTAINS INFORMATION THAT IS PROPRIETARY TO MOLEX ELECTRONIC TECHNOLOGIES, LLC AND SHOULD NOT BE USED WITHOUT WRITTEN PERMISSION

MIGRATED TO NX EC NO: 114466 DRWN: PKH CHK'D: ISHWARG APPR: ISHWARG	GENERAL TOLERANCES (UNLESS SPECIFIED)		DIMENSION UNITS		SCALE					
			MM	INCH	MM	NTS				
	4 PLACES	±	±	DRWN BY	DATE		2.54MM PITCH DUAL ROW HEADER SINGLE WAFER, T/H			
	3 PLACES	±	±	KCHO	2004/11/05					
	2 PLACES	± 0.2	±	CHK'D BY	DATE					
1 PLACES	±	±	PTLIM	2004/12/08						
0 PLACES	±	±	APPR BY	DATE		PRODUCT CUSTOMER DRAWING				
ANGULAR TOL = 3.0			MLONG	2010/09/06		SERIES	MATERIAL NUMBER	CUSTOMER		
DRAFT WHERE APPLICABLE MUST REMAIN WITHIN DIMENSIONS			DRAWING SIZE	THIRD ANGLE PROJECTION		87914	SEE TABLE	GENERAL MARKET		
D17			A3			DOCUMENT NUMBER		DOC TYPE	DOC PART	SHEET NUMBER
						SD-87914-013		PSD	000	18 OF 45

RELEASE STATUS	RELEASE DATE
----------------	--------------

PART NO FOR TRAY PACKAGING	PART NO. FOR TUBE WITHOUT CAP PACKAGING	PART NO. FOR TUBE WITH CAP PACKAGING	PART NO. FOR TAPE & REEL WITHOUT CAP PACKAGING	PART NO. FOR TAPE & REEL WITH CAP PACKAGING	CKT SIZE	VOID POSITION	PLATING TYPE	DIMENSION				
								A	B	F	M	P
87914-2811	-----	-----	-----	-----	28	-----	1	35.56	33.02	10.92	5.84	2.79
87914-2821	-----	-----	-----	-----	28	-----	1	35.56	33.02	12.25	7.00	2.96
87914-2831	-----	-----	-----	-----	28	-----	1	35.56	33.02	13.38	6.09	5.00
87914-2812	-----	-----	-----	-----	28	-----	2	35.56	33.02	10.92	5.84	2.79
87914-2822	-----	-----	-----	-----	28	-----	2	35.56	33.02	12.25	7.00	2.96
87914-2832	-----	-----	-----	-----	28	-----	2	35.56	33.02	13.38	6.09	5.00
87914-2813	-----	-----	-----	-----	28	-----	3	35.56	33.02	10.92	5.84	2.79
87914-2823	-----	-----	-----	-----	28	-----	3	35.56	33.02	12.25	7.00	2.96
87914-2833	-----	-----	-----	-----	28	-----	3	35.56	33.02	13.38	6.09	5.00
87914-2814	-----	-----	-----	-----	28	-----	4	35.56	33.02	10.92	5.84	2.79
87914-2824	-----	-----	-----	-----	28	-----	4	35.56	33.02	12.25	7.00	2.96
87914-2834	-----	-----	-----	-----	28	-----	4	35.56	33.02	13.38	6.09	5.00
87914-2815	-----	-----	-----	-----	28	-----	5	35.56	33.02	10.92	5.84	2.79
87914-2825	-----	-----	-----	-----	28	-----	5	35.56	33.02	12.25	7.00	2.96
87914-2835	-----	-----	-----	-----	28	-----	5	35.56	33.02	13.38	6.09	5.00
87914-2816	-----	-----	-----	-----	28	-----	6	35.56	33.02	10.92	5.84	2.79
87914-2826	-----	-----	-----	-----	28	-----	6	35.56	33.02	12.25	7.00	2.96
87914-2836	-----	-----	-----	-----	28	-----	6	35.56	33.02	13.38	6.09	5.00

THIS DRAWING CONTAINS INFORMATION THAT IS PROPRIETARY TO MOLEX ELECTRONIC TECHNOLOGIES, LLC AND SHOULD NOT BE USED WITHOUT WRITTEN PERMISSION


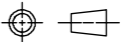
MIGRATED TO NX 2017/01/18 EC NO: 114466 DRWN: PKH CHKD: 2017/03/15 APPR: ISHWARG	GENERAL TOLERANCES (UNLESS SPECIFIED)		DIMENSION UNITS		SCALE	
			MM	INCH	MM	NTS
	4 PLACES	±		±	DRWN BY	DATE
	3 PLACES	±		±	KCHO	2004/11/05
	2 PLACES	± 0.2		±	CHK'D BY	DATE
1 PLACES	±		±	PTLIM	2004/12/08	
0 PLACES	±		±	APPR BY	DATE	
				MLONG	2010/09/06	
	ANGULAR TOL = 3.0		DRAWING SIZE		THIRD ANGLE PROJECTION	
	DRAFT WHERE APPLICABLE MUST REMAIN WITHIN DIMENSIONS		A3			

molex®		
2.54MM PITCH DUAL ROW HEADER SINGLE WAFER, T/H		
PRODUCT CUSTOMER DRAWING		
SERIES 87914	MATERIAL NUMBER SEE TABLE	CUSTOMER GENERAL MARKET
DOCUMENT NUMBER SD-87914-013		DOC TYPE PSD
DOC PART 000	SHEET NUMBER 19 OF 45	

RELEASE STATUS	RELEASE DATE
----------------	--------------

PART NO FOR TRAY PACKAGING	PART NO. FOR TUBE WITHOUT CAP PACKAGING	PART NO. FOR TUBE WITH CAP PACKAGING	PART NO. FOR TAPE & REEL WITHOUT CAP PACKAGING	PART NO. FOR TAPE & REEL WITH CAP PACKAGING	CKT SIZE	VOID POSITION	PLATING TYPE	DIMENSION				
								A	B	F	M	P
87914-3011	-----	-----	-----	-----	30	-----	1	38.10	35.56	10.92	5.84	2.79
87914-3021	-----	-----	-----	-----	30	-----	1	38.10	35.56	12.25	7.00	2.96
87914-3031	-----	-----	-----	-----	30	-----	1	38.10	35.56	13.38	6.09	5.00
87914-3012	-----	-----	-----	-----	30	-----	2	38.10	35.56	10.92	5.84	2.79
87914-3022	-----	-----	-----	-----	30	-----	2	38.10	35.56	12.25	7.00	2.96
87914-3032	-----	-----	-----	-----	30	-----	2	38.10	35.56	13.38	6.09	5.00
87914-3013	-----	-----	-----	-----	30	-----	3	38.10	35.56	10.92	5.84	2.79
87914-3023	-----	-----	-----	-----	30	-----	3	38.10	35.56	12.25	7.00	2.96
87914-3033	-----	-----	-----	-----	30	-----	3	38.10	35.56	13.38	6.09	5.00
87914-3014	-----	-----	-----	-----	30	-----	4	38.10	35.56	10.92	5.84	2.79
87914-3024	-----	-----	-----	-----	30	-----	4	38.10	35.56	12.25	7.00	2.96
87914-3034	-----	-----	-----	-----	30	-----	4	38.10	35.56	13.38	6.09	5.00
87914-3015	-----	-----	-----	-----	30	-----	5	38.10	35.56	10.92	5.84	2.79
87914-3025	-----	-----	-----	-----	30	-----	5	38.10	35.56	12.25	7.00	2.96
87914-3035	-----	-----	-----	-----	30	-----	5	38.10	35.56	13.38	6.09	5.00
87914-3016	-----	-----	-----	-----	30	-----	6	38.10	35.56	10.92	5.84	2.79
87914-3026	-----	-----	-----	-----	30	-----	6	38.10	35.56	12.25	7.00	2.96
87914-3036	-----	-----	-----	-----	30	-----	6	38.10	35.56	13.38	6.09	5.00

THIS DRAWING CONTAINS INFORMATION THAT IS PROPRIETARY TO MOLEX ELECTRONIC TECHNOLOGIES, LLC AND SHOULD NOT BE USED WITHOUT WRITTEN PERMISSION

MIGRATED TO NX 2017/01/18 EC NO: 114466 DRWN: PKH CHK'D: 2017/03/15 APP: ISHWARG	GENERAL TOLERANCES (UNLESS SPECIFIED)		DIMENSION UNITS		SCALE		 2.54MM PITCH DUAL ROW HEADER SINGLE WAFER, T/H				
			MM	INCH	MM	NTS					
	4 PLACES	±		±	DRWN BY	DATE		PRODUCT CUSTOMER DRAWING			
	3 PLACES	±		±	KCHO	2004/11/05					
	2 PLACES	± 0.2		±	CHK'D BY	DATE					
	1 PLACES	±		±	PTLIM	2004/12/08		SERIES: 87914 MATERIAL NUMBER: SEE TABLE CUSTOMER: GENERAL MARKET			
0 PLACES	±		±	APPR BY	DATE						
ANGULAR TOL = 3.0			DRAWING SIZE		THIRD ANGLE PROJECTION		DOCUMENT NUMBER: SD-87914-013 DOC TYPE: PSD DOC PART: 000 SHEET NUMBER: 20 OF 45				
DRAFT WHERE APPLICABLE MUST REMAIN WITHIN DIMENSIONS			A3								

RELEASE STATUS	RELEASE DATE
----------------	--------------

PART NO FOR TRAY PACKAGING	PART NO. FOR TUBE WITHOUT CAP PACKAGING	PART NO. FOR TUBE WITH CAP PACKAGING	PART NO. FOR TAPE & REEL WITHOUT CAP PACKAGING	PART NO. FOR TAPE & REEL WITH CAP PACKAGING	CKT SIZE	VOID POSITION	PLATING TYPE	DIMENSION				
								A	B	F	M	P
87914-3211	-----	-----	-----	-----	32	-----	1	40.64	38.10	10.92	5.84	2.79
87914-3221	-----	-----	-----	-----	32	-----	1	40.64	38.10	12.25	7.00	2.96
87914-3231	-----	-----	-----	-----	32	-----	1	40.64	38.10	13.38	6.09	5.00
87914-3212	-----	-----	-----	-----	32	-----	2	40.64	38.10	10.92	5.84	2.79
87914-3222	-----	-----	-----	-----	32	-----	2	40.64	38.10	12.25	7.00	2.96
87914-3232	-----	-----	-----	-----	32	-----	2	40.64	38.10	13.38	6.09	5.00
87914-3213	-----	-----	-----	-----	32	-----	3	40.64	38.10	10.92	5.84	2.79
87914-3223	-----	-----	-----	-----	32	-----	3	40.64	38.10	12.25	7.00	2.96
87914-3233	-----	-----	-----	-----	32	-----	3	40.64	38.10	13.38	6.09	5.00
87914-3214	-----	-----	-----	-----	32	-----	4	40.64	38.10	10.92	5.84	2.79
87914-3224	-----	-----	-----	-----	32	-----	4	40.64	38.10	12.25	7.00	2.96
87914-3234	-----	-----	-----	-----	32	-----	4	40.64	38.10	13.38	6.09	5.00
87914-3215	-----	-----	-----	-----	32	-----	5	40.64	38.10	10.92	5.84	2.79
87914-3225	-----	-----	-----	-----	32	-----	5	40.64	38.10	12.25	7.00	2.96
87914-3235	-----	-----	-----	-----	32	-----	5	40.64	38.10	13.38	6.09	5.00
87914-3216	-----	-----	-----	-----	32	-----	6	40.64	38.10	10.92	5.84	2.79
87914-3226	-----	-----	-----	-----	32	-----	6	40.64	38.10	12.25	7.00	2.96
87914-3236	-----	-----	-----	-----	32	-----	6	40.64	38.10	13.38	6.09	5.00

THIS DRAWING CONTAINS INFORMATION THAT IS PROPRIETARY TO MOLEX ELECTRONIC TECHNOLOGIES, LLC AND SHOULD NOT BE USED WITHOUT WRITTEN PERMISSION

MIGRATED TO NX 2017/01/18 EC NO: 114466 DRWN: PKH CHK'D: ISHWARG APPR: ISHWARG	GENERAL TOLERANCES (UNLESS SPECIFIED)		DIMENSION UNITS		SCALE		 2.54MM PITCH DUAL ROW HEADER SINGLE WAFER, T/H	
			MM	INCH	MM	NTS		
	4 PLACES	±		±	DRWN BY	DATE		KCHO 2004/11/05
	3 PLACES	±		±	CHK'D BY	DATE		
	2 PLACES	± 0.2		±	PTLIM	2004/12/08		
	1 PLACES	±		±	APPR BY	DATE		MLONG 2010/09/06
0 PLACES	±		±	DRAWING SIZE	THIRD ANGLE PROJECTION			
ANGULAR TOL = 3.0				A3			SERIES: 87914 MATERIAL NUMBER: SEE TABLE CUSTOMER: GENERAL MARKET	
DRAFT WHERE APPLICABLE MUST REMAIN WITHIN DIMENSIONS						DOCUMENT NUMBER: SD-87914-013 DOC TYPE: PSD DOC PART: 000 SHEET NUMBER: 21 OF 45		

RELEASE STATUS	RELEASE DATE
----------------	--------------

9		8		7		6		5		4		3		2		1	
PART NO FOR TRAY PACKAGING	PART NO. FOR TUBE WITHOUT CAP PACKAGING	PART NO. FOR TUBE WITH CAP PACKAGING	PART NO. FOR TAPE & REEL WITHOUT CAP PACKAGING	PART NO. FOR TAPE & REEL WITH CAP PACKAGING	CKT SIZE	VOID POSITION	PLATING TYPE	DIMENSION									
								A	B	F	M	P					
87914-3411	-----	-----	-----	-----	34	-----	1	43.18	40.64	10.92	5.84	2.79					
87914-3421	-----	-----	-----	-----	34	-----	1	43.18	40.64	12.25	7.00	2.96					
87914-3431	-----	-----	-----	-----	34	-----	1	43.18	40.64	13.38	6.09	5.00					
87914-3412	-----	-----	-----	-----	34	-----	2	43.18	40.64	10.92	5.84	2.79					
87914-3422	-----	-----	-----	-----	34	-----	2	43.18	40.64	12.25	7.00	2.96					
87914-3432	-----	-----	-----	-----	34	-----	2	43.18	40.64	13.38	6.09	5.00					
87914-3413	-----	-----	-----	-----	34	-----	3	43.18	40.64	10.92	5.84	2.79					
87914-3423	-----	-----	-----	-----	34	-----	3	43.18	40.64	12.25	7.00	2.96					
87914-3433	-----	-----	-----	-----	34	-----	3	43.18	40.64	13.38	6.09	5.00					
87914-3414	-----	-----	-----	-----	34	-----	4	43.18	40.64	10.92	5.84	2.79					
87914-3424	-----	-----	-----	-----	34	-----	4	43.18	40.64	12.25	7.00	2.96					
87914-3434	-----	-----	-----	-----	34	-----	4	43.18	40.64	13.38	6.09	5.00					
87914-3415	-----	-----	-----	-----	34	-----	5	43.18	40.64	10.92	5.84	2.79					
87914-3425	-----	-----	-----	-----	34	-----	5	43.18	40.64	12.25	7.00	2.96					
87914-3435	-----	-----	-----	-----	34	-----	5	43.18	40.64	13.38	6.09	5.00					
87914-3416	-----	-----	-----	-----	34	-----	6	43.18	40.64	10.92	5.84	2.79					
87914-3426	-----	-----	-----	-----	34	-----	6	43.18	40.64	12.25	7.00	2.96					
87914-3436	-----	-----	-----	-----	34	-----	6	43.18	40.64	13.38	6.09	5.00					

THIS DRAWING CONTAINS INFORMATION THAT IS PROPRIETARY TO MOLEX ELECTRONIC TECHNOLOGIES, LLC AND SHOULD NOT BE USED WITHOUT WRITTEN PERMISSION

MIGRATED TO NX 2017/01/18 EC NO: 114466 DRWN: PKH CHK'D: APPR: ISHWARG 2017/03/15	GENERAL TOLERANCES (UNLESS SPECIFIED)		DIMENSION UNITS		SCALE	
			MM		MM	NTS
	4 PLACES	±	MM	INCH	DRWN BY	DATE
	3 PLACES	±			KCHO	2004/11/05
	2 PLACES	± 0.2			CHK'D BY	DATE
	1 PLACES	±			PTLIM	2004/12/08
0 PLACES	±			APPR BY	DATE	
				MLONG	2010/09/06	
ANGULAR TOL = 3.0			DRAWING SIZE	THIRD ANGLE PROJECTION		
DRAFT WHERE APPLICABLE MUST REMAIN WITHIN DIMENSIONS			A3			

molex®

2.54MM PITCH
DUAL ROW HEADER SINGLE WAFER, T/H


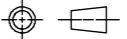
PRODUCT CUSTOMER DRAWING

SERIES	MATERIAL NUMBER	CUSTOMER
87914	SEE TABLE	GENERAL MARKET

DOCUMENT NUMBER	DOC TYPE	DOC PART	SHEET NUMBER
SD-87914-013	PSD	000	22 OF 45

PART NO FOR TRAY PACKAGING	PART NO. FOR TUBE WITHOUT CAP PACKAGING	PART NO. FOR TUBE WITH CAP PACKAGING	PART NO. FOR TAPE & REEL WITHOUT CAP PACKAGING	PART NO. FOR TAPE & REEL WITH CAP PACKAGING	CKT SIZE	VOID POSITION	PLATING TYPE	DIMENSION				
								A	B	F	M	P
87914-3611	-----	-----	-----	-----	36	-----	1	45.72	43.18	10.92	5.84	2.79
87914-3621	-----	-----	-----	-----	36	-----	1	45.72	43.18	12.25	7.00	2.96
87914-3631	-----	-----	-----	-----	36	-----	1	45.72	43.18	13.38	6.09	5.00
87914-3612	-----	-----	-----	-----	36	-----	2	45.72	43.18	10.92	5.84	2.79
87914-3622	-----	-----	-----	-----	36	-----	2	45.72	43.18	12.25	7.00	2.96
87914-3632	-----	-----	-----	-----	36	-----	2	45.72	43.18	13.38	6.09	5.00
87914-3613	-----	-----	-----	-----	36	-----	3	45.72	43.18	10.92	5.84	2.79
87914-3623	-----	-----	-----	-----	36	-----	3	45.72	43.18	12.25	7.00	2.96
87914-3633	-----	-----	-----	-----	36	-----	3	45.72	43.18	13.38	6.09	5.00
87914-3614	-----	-----	-----	-----	36	-----	4	45.72	43.18	10.92	5.84	2.79
87914-3624	-----	-----	-----	-----	36	-----	4	45.72	43.18	12.25	7.00	2.96
87914-3634	-----	-----	-----	-----	36	-----	4	45.72	43.18	13.38	6.09	5.00
87914-3615	-----	-----	-----	-----	36	-----	5	45.72	43.18	10.92	5.84	2.79
87914-3625	-----	-----	-----	-----	36	-----	5	45.72	43.18	12.25	7.00	2.96
87914-3635	-----	-----	-----	-----	36	-----	5	45.72	43.18	13.38	6.09	5.00
87914-3616	-----	-----	-----	-----	36	-----	6	45.72	43.18	10.92	5.84	2.79
87914-3626	-----	-----	-----	-----	36	-----	6	45.72	43.18	12.25	7.00	2.96
87914-3636	-----	-----	-----	-----	36	-----	6	45.72	43.18	13.38	6.09	5.00
87914-3637	-----	-----	-----	-----	36	-----	6	45.72	43.18	12.10	7.01	2.60

THIS DRAWING CONTAINS INFORMATION THAT IS PROPRIETARY TO MOLEX ELECTRONIC TECHNOLOGIES, LLC AND SHOULD NOT BE USED WITHOUT WRITTEN PERMISSION


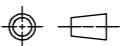
MIGRATED TO NX EC NO: 114466 DRWN: PKH CHK'D: REV APPR: ISHWARG	GENERAL TOLERANCES (UNLESS SPECIFIED)		DIMENSION UNITS		SCALE		 2.54MM PITCH DUAL ROW HEADER SINGLE WAFER, T/H PRODUCT CUSTOMER DRAWING
			MM	INCH	MM	NTS	
	4 PLACES	±	MM	INCH	DRWN BY	DATE	
	3 PLACES	±			KCHO	2004/11/05	
	2 PLACES	± 0.2			CHK'D BY	DATE	
	1 PLACES	±			PTLIM	2004/12/08	
	0 PLACES	±			APPR BY	DATE	
			ANGULAR TOL = 3.0		MLONG	2010/09/06	
			DRAFT WHERE APPLICABLE MUST REMAIN WITHIN DIMENSIONS		DRAWING SIZE	THIRD ANGLE PROJECTION	
					A3		

SERIES	MATERIAL NUMBER	CUSTOMER
87914	SEE TABLE	GENERAL MARKET
DOCUMENT NUMBER	DOC TYPE	DOC PART
SD-87914-013	PSD	000
SHEET NUMBER		
23 OF 45		

RELEASE STATUS	RELEASE DATE
----------------	--------------


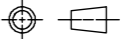
PART NO FOR TRAY PACKAGING	PART NO. FOR TUBE WITHOUT CAP PACKAGING	PART NO. FOR TUBE WITH CAP PACKAGING	PART NO. FOR TAPE & REEL WITHOUT CAP PACKAGING	PART NO. FOR TAPE & REEL WITH CAP PACKAGING	CKT SIZE	VOID POSITION	PLATING TYPE	DIMENSION				
								A	B	F	M	P
87914-4211	-----	-----	-----	-----	42	-----	1	53.34	50.80	10.92	5.84	2.79
87914-4221	-----	-----	-----	-----	42	-----	1	53.34	50.80	12.25	7.00	2.96
87914-4212	-----	-----	-----	-----	42	-----	2	53.34	50.80	10.92	5.84	2.79
87914-4222	-----	-----	-----	-----	42	-----	2	53.34	50.80	12.25	7.00	2.96
87914-4213	-----	-----	-----	-----	42	-----	3	53.34	50.80	10.92	5.84	2.79
87914-4223	-----	-----	-----	-----	42	-----	3	53.34	50.80	12.25	7.00	2.96
87914-4214	-----	-----	-----	-----	42	-----	4	53.34	50.80	10.92	5.84	2.79
87914-4224	-----	-----	-----	-----	42	-----	4	53.34	50.80	12.25	7.00	2.96
87914-4215	-----	-----	-----	-----	42	-----	5	53.34	50.80	10.92	5.84	2.79
87914-4225	-----	-----	-----	-----	42	-----	5	53.34	50.80	12.25	7.00	2.96
87914-4216	-----	-----	-----	-----	42	-----	6	53.34	50.80	10.92	5.84	2.79
87914-4226	-----	-----	-----	-----	42	-----	6	53.34	50.80	12.25	7.00	2.96

THIS DRAWING CONTAINS INFORMATION THAT IS PROPRIETARY TO MOLEX ELECTRONIC TECHNOLOGIES, LLC AND SHOULD NOT BE USED WITHOUT WRITTEN PERMISSION

MIGRATED TO NX EC NO: 114466 DRWN: PKH CHK'D: ISHWARG APPR: ISHWARG	GENERAL TOLERANCES (UNLESS SPECIFIED)		DIMENSION UNITS		SCALE		 2.54MM PITCH DUAL ROW HEADER SINGLE WAFER, T/H PRODUCT CUSTOMER DRAWING
			MM	INCH	MM	NTS	
	4 PLACES	±	DRWN BY	DATE	KCHO	2004/11/05	
	3 PLACES	±	CHK'D BY	DATE	PTLIM	2004/12/08	
	2 PLACES	± 0.2	APPR BY	DATE	MLONG	2010/09/06	
1 PLACES	±	DRAWING SIZE		THIRD ANGLE PROJECTION			
0 PLACES	±	A3					
ANGULAR TOL = 3.0		DRAFT WHERE APPLICABLE MUST REMAIN WITHIN DIMENSIONS				SERIES: 87914 MATERIAL NUMBER: SEE TABLE CUSTOMER: GENERAL MARKET	
RELEASE STATUS		RELEASE DATE		DOCUMENT NUMBER		DOC TYPE: PSD DOC PART: 000 SHEET NUMBER: 26 OF 45	

PART NO FOR TRAY PACKAGING	PART NO. FOR TUBE WITHOUT CAP PACKAGING	PART NO. FOR TUBE WITH CAP PACKAGING	PART NO. FOR TAPE & REEL WITHOUT CAP PACKAGING	PART NO. FOR TAPE & REEL WITH CAP PACKAGING	CKT SIZE	VOID POSITION	PLATING TYPE	DIMENSION				
								A	B	F	M	P
87914-4611	-----	-----	-----	-----	46	-----	1	58.42	55.88	10.92	5.84	2.79
87914-4621	-----	-----	-----	-----	46	-----	1	58.42	55.88	12.25	7.00	2.96
87914-4612	-----	-----	-----	-----	46	-----	2	58.42	55.88	10.92	5.84	2.79
87914-4622	-----	-----	-----	-----	46	-----	2	58.42	55.88	12.25	7.00	2.96
87914-4613	-----	-----	-----	-----	46	-----	3	58.42	55.88	10.92	5.84	2.79
87914-4623	-----	-----	-----	-----	46	-----	3	58.42	55.88	12.25	7.00	2.96
87914-4614	-----	-----	-----	-----	46	-----	4	58.42	55.88	10.92	5.84	2.79
87914-4624	-----	-----	-----	-----	46	-----	4	58.42	55.88	12.25	7.00	2.96
87914-4615	-----	-----	-----	-----	46	-----	5	58.42	55.88	10.92	5.84	2.79
87914-4625	-----	-----	-----	-----	46	-----	5	58.42	55.88	12.25	7.00	2.96
87914-4616	-----	-----	-----	-----	46	-----	6	58.42	55.88	10.92	5.84	2.79
87914-4626	-----	-----	-----	-----	46	-----	6	58.42	55.88	12.25	7.00	2.96

THIS DRAWING CONTAINS INFORMATION THAT IS PROPRIETARY TO MOLEX ELECTRONIC TECHNOLOGIES, LLC AND SHOULD NOT BE USED WITHOUT WRITTEN PERMISSION


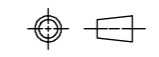
MIGRATED TO NX EC NO: 114466 DRWN: PKH CHK'D: ISHWARG APPR: ISHWARG	GENERAL TOLERANCES (UNLESS SPECIFIED)		DIMENSION UNITS		SCALE		 2.54MM PITCH DUAL ROW HEADER SINGLE WAFER, T/H PRODUCT CUSTOMER DRAWING
			MM	INCH	MM	NTS	
	4 PLACES	±			DRWN BY	DATE	
					KCHO	2004/11/05	
	3 PLACES	±			CHK'D BY	DATE	
					PTLIM	2004/12/08	
2 PLACES	± 0.2			APPR BY	DATE		
				MLONG	2010/09/06		
1 PLACES	±						
0 PLACES	±						
ANGULAR TOL = 3.0			DRAWING SIZE	THIRD ANGLE PROJECTION			
DRAFT WHERE APPLICABLE MUST REMAIN WITHIN DIMENSIONS			A3				

RELEASE STATUS	RELEASE DATE											

SERIES	MATERIAL NUMBER	CUSTOMER	
87914	SEE TABLE	GENERAL MARKET	
DOCUMENT NUMBER		DOC TYPE	DOC PART
SD-87914-013		PSD	000
		SHEET NUMBER	
		28 OF 45	

PART NO FOR TRAY PACKAGING	PART NO. FOR TUBE WITHOUT CAP PACKAGING	PART NO. FOR TUBE WITH CAP PACKAGING	PART NO. FOR TAPE & REEL WITHOUT CAP PACKAGING	PART NO. FOR TAPE & REEL WITH CAP PACKAGING	CKT SIZE	VOID POSITION	PLATING TYPE	DIMENSION				
								A	B	F	M	P
87914-4811	-----	-----	-----	-----	48	-----	1	60.96	58.42	10.92	5.84	2.79
87914-4821	-----	-----	-----	-----	48	-----	1	60.96	58.42	12.25	7.00	2.96
87914-4812	-----	-----	-----	-----	48	-----	2	60.96	58.42	10.92	5.84	2.79
87914-4822	-----	-----	-----	-----	48	-----	2	60.96	58.42	12.25	7.00	2.96
87914-4813	-----	-----	-----	-----	48	-----	3	60.96	58.42	10.92	5.84	2.79
87914-4823	-----	-----	-----	-----	48	-----	3	60.96	58.42	12.25	7.00	2.96
87914-4814	-----	-----	-----	-----	48	-----	4	60.96	58.42	10.92	5.84	2.79
87914-4824	-----	-----	-----	-----	48	-----	4	60.96	58.42	12.25	7.00	2.96
87914-4815	-----	-----	-----	-----	48	-----	5	60.96	58.42	10.92	5.84	2.79
87914-4825	-----	-----	-----	-----	48	-----	5	60.96	58.42	12.25	7.00	2.96
87914-4816	-----	-----	-----	-----	48	-----	6	60.96	58.42	10.92	5.84	2.79
87914-4826	-----	-----	-----	-----	48	-----	6	60.96	58.42	12.25	7.00	2.96


THIS DRAWING CONTAINS INFORMATION THAT IS PROPRIETARY TO MOLEX ELECTRONIC TECHNOLOGIES, LLC AND SHOULD NOT BE USED WITHOUT WRITTEN PERMISSION

MIGRATED TO NX 2017/01/18 EC NO: 114466 DRWN: PKH CHK'D: REV	2017/03/15 APPR: ISHWARG	GENERAL TOLERANCES (UNLESS SPECIFIED)		DIMENSION UNITS	SCALE			
				MM	NTS			
				MM	INCH		DRWN BY	DATE
		4 PLACES	±	±	KCHO		2004/11/05	
		3 PLACES	±	±	CHK'D BY		DATE	
		2 PLACES	± 0.2	±	PTLIM		2004/12/08	
1 PLACES	±	±	APPR BY	DATE				
0 PLACES	±	±	MLONG	2010/09/06				
ANGULAR TOL = 3.0		DRAWING SIZE	THIRD ANGLE PROJECTION					
DRAFT WHERE APPLICABLE MUST REMAIN WITHIN DIMENSIONS		A3						
		SERIES		MATERIAL NUMBER		CUSTOMER		
		87914		SEE TABLE		GENERAL MARKET		
DOCUMENT NUMBER		DOC TYPE		DOC PART	SHEET NUMBER			
SD-87914-013		PSD		000	29 OF 45			

RELEASE STATUS	RELEASE DATE
----------------	--------------

PART NO FOR TRAY PACKAGING	PART NO. FOR TUBE WITHOUT CAP PACKAGING	PART NO. FOR TUBE WITH CAP PACKAGING	PART NO. FOR TAPE & REEL WITHOUT CAP PACKAGING	PART NO. FOR TAPE & REEL WITH CAP PACKAGING	CKT SIZE	VOID POSITION	PLATING TYPE	DIMENSION				
								A	B	F	M	P
87914-5011	-----	-----	-----	-----	50	-----	1	63.50	60.96	10.92	5.84	2.79
87914-5021	-----	-----	-----	-----	50	-----	1	63.50	60.96	12.25	7.00	2.96
87914-5012	-----	-----	-----	-----	50	-----	2	63.50	60.96	10.92	5.84	2.79
87914-5022	-----	-----	-----	-----	50	-----	2	63.50	60.96	12.25	7.00	2.96
87914-5013	-----	-----	-----	-----	50	-----	3	63.50	60.96	10.92	5.84	2.79
87914-5023	-----	-----	-----	-----	50	-----	3	63.50	60.96	12.25	7.00	2.96
87914-5014	-----	-----	-----	-----	50	-----	4	63.50	60.96	10.92	5.84	2.79
87914-5024	-----	-----	-----	-----	50	-----	4	63.50	60.96	12.25	7.00	2.96
87914-5015	-----	-----	-----	-----	50	-----	5	63.50	60.96	10.92	5.84	2.79
87914-5025	-----	-----	-----	-----	50	-----	5	63.50	60.96	12.25	7.00	2.96
87914-5016	-----	-----	-----	-----	50	-----	6	63.50	60.96	10.92	5.84	2.79
87914-5026	-----	-----	-----	-----	50	-----	6	63.50	60.96	12.25	7.00	2.96
87914-0002	-----	-----	-----	-----	50	-----	8	63.50	60.96	18.54	11.58	4.47


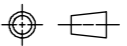
THIS DRAWING CONTAINS INFORMATION THAT IS PROPRIETARY TO MOLEX ELECTRONIC TECHNOLOGIES, LLC AND SHOULD NOT BE USED WITHOUT WRITTEN PERMISSION

MIGRATED TO NX EC NO: 114466 DRWN: PKH CHK'D: APPR: ISHWARG	2017/01/18		2017/03/15		GENERAL TOLERANCES (UNLESS SPECIFIED)		DIMENSION UNITS		SCALE				
							MM INCH		MM NTS				
	4 PLACES		±		±		KCHO		DATE		2.54MM PITCH DUAL ROW HEADER SINGLE WAFER, T/H		
	3 PLACES		±		±		CHK'D BY		DATE				
	2 PLACES		± 0.2		±		PTLIM		DATE		PRODUCT CUSTOMER DRAWING		
	1 PLACES		±		±		APPR BY		DATE				
	0 PLACES		±		±		MLONG		DATE		SERIES: 87914 MATERIAL NUMBER: SEE TABLE CUSTOMER: GENERAL MARKET		
							DRAWING SIZE: A3		THIRD ANGLE PROJECTION				
							ANGULAR TOL = 3.0				DOCUMENT NUMBER: SD-87914-013 DOC TYPE: PSD DOC PART: 000 SHEET NUMBER: 30 OF 45		
							DRAFT WHERE APPLICABLE MUST REMAIN WITHIN DIMENSIONS						

RELEASE STATUS	RELEASE DATE
----------------	--------------

PART NO FOR BULK PACKAGING	PART NO. FOR TUBE WITHOUT CAP PACKAGING	PART NO. FOR TUBE WITH CAP PACKAGING	PART NO. FOR TAPE & REEL WITHOUT CAP PACKAGING	PART NO. FOR TAPE & REEL WITH CAP PACKAGING	CKT SIZE	VOID POSITION	PLATING TYPE	DIMENSION				
								A	B	F	M	P
87914-5211	-----	-----	-----	-----	52	-----	1	66.04	63.50	10.92	5.84	2.79
87914-5221	-----	-----	-----	-----	52	-----	1	66.04	63.50	12.25	7.00	2.96
87914-5212	-----	-----	-----	-----	52	-----	2	66.04	63.50	10.92	5.84	2.79
87914-5222	-----	-----	-----	-----	52	-----	2	66.04	63.50	12.25	7.00	2.96
87914-5213	-----	-----	-----	-----	52	-----	3	66.04	63.50	10.92	5.84	2.79
87914-5223	-----	-----	-----	-----	52	-----	3	66.04	63.50	12.25	7.00	2.96
87914-5214	-----	-----	-----	-----	52	-----	4	66.04	63.50	10.92	5.84	2.79
87914-5224	-----	-----	-----	-----	52	-----	4	66.04	63.50	12.25	7.00	2.96
87914-5215	-----	-----	-----	-----	52	-----	5	66.04	63.50	10.92	5.84	2.79
87914-5225	-----	-----	-----	-----	52	-----	5	66.04	63.50	12.25	7.00	2.96
87914-5216	-----	-----	-----	-----	52	-----	6	66.04	63.50	10.92	5.84	2.79
87914-5226	-----	-----	-----	-----	52	-----	6	66.04	63.50	12.25	7.00	2.96


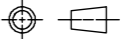
THIS DRAWING CONTAINS INFORMATION THAT IS PROPRIETARY TO MOLEX ELECTRONIC TECHNOLOGIES, LLC AND SHOULD NOT BE USED WITHOUT WRITTEN PERMISSION

MIGRATED TO NX EC NO: 114466 DRWN: PKH CHK'D: ISHWARG REV APPR: 2017/01/18 2017/03/15	GENERAL TOLERANCES (UNLESS SPECIFIED)		DIMENSION UNITS		SCALE		 2.54MM PITCH DUAL ROW HEADER SINGLE WAFER, T/H PRODUCT CUSTOMER DRAWING
			MM	INCH	MM	NTS	
	4 PLACES	±		±	DRWN BY	DATE	
	3 PLACES	±		±	KCHO	2004/11/05	
	2 PLACES	± 0.2		±	CHK'D BY	DATE	
1 PLACES	±		±	PTLIM	2004/12/08		
0 PLACES	±		±	APPR BY	DATE		
				MLONG	2010/09/06		
ANGULAR TOL = 3.0		DRAWING SIZE		THIRD ANGLE PROJECTION			
DRAFT WHERE APPLICABLE MUST REMAIN WITHIN DIMENSIONS		A3					

RELEASE STATUS	RELEASE DATE											

PART NO FOR BULK PACKAGING	PART NO. FOR TUBE WITHOUT CAP PACKAGING	PART NO. FOR TUBE WITH CAP PACKAGING	PART NO. FOR TAPE & REEL WITHOUT CAP PACKAGING	PART NO. FOR TAPE & REEL WITH CAP PACKAGING	CKT SIZE	VOID POSITION	PLATING TYPE	DIMENSION				
								A	B	F	M	P
87914-5611	-----	-----	-----	-----	56	-----	1	71.12	68.58	10.92	5.84	2.79
87914-5621	-----	-----	-----	-----	56	-----	1	71.12	68.58	12.25	7.00	2.96
87914-5612	-----	-----	-----	-----	56	-----	2	71.12	68.58	10.92	5.84	2.79
87914-5622	-----	-----	-----	-----	56	-----	2	71.12	68.58	12.25	7.00	2.96
87914-5613	-----	-----	-----	-----	56	-----	3	71.12	68.58	10.92	5.84	2.79
87914-5623	-----	-----	-----	-----	56	-----	3	71.12	68.58	12.25	7.00	2.96
87914-5614	-----	-----	-----	-----	56	-----	4	71.12	68.58	10.92	5.84	2.79
87914-5624	-----	-----	-----	-----	56	-----	4	71.12	68.58	12.25	7.00	2.96
87914-5615	-----	-----	-----	-----	56	-----	5	71.12	68.58	10.92	5.84	2.79
87914-5625	-----	-----	-----	-----	56	-----	5	71.12	68.58	12.25	7.00	2.96
87914-5616	-----	-----	-----	-----	56	-----	6	71.12	68.58	10.92	5.84	2.79
87914-5626	-----	-----	-----	-----	56	-----	6	71.12	68.58	12.25	7.00	2.96


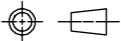
THIS DRAWING CONTAINS INFORMATION THAT IS PROPRIETARY TO MOLEX ELECTRONIC TECHNOLOGIES, LLC AND SHOULD NOT BE USED WITHOUT WRITTEN PERMISSION

MIGRATED TO NX EC NO: 114466 DRWN: PKH CHK'D: APPR: ISHWARG 2017/01/18 2017/03/15	GENERAL TOLERANCES (UNLESS SPECIFIED)		DIMENSION UNITS		SCALE		 2.54MM PITCH DUAL ROW HEADER SINGLE WAFER, T/H PRODUCT CUSTOMER DRAWING
			MM	INCH	MM	NTS	
	4 PLACES	±	MM	INCH	DRWN BY	DATE	
	3 PLACES	±			KCHO	2004/11/05	
	2 PLACES	± 0.2			CHK'D BY	DATE	
	1 PLACES	±			PTLIM	2004/12/08	
	0 PLACES	±			APPR BY	DATE	
ANGULAR TOL = 3.0		DRAWING SIZE		THIRD ANGLE PROJECTION			
DRAFT WHERE APPLICABLE MUST REMAIN WITHIN DIMENSIONS		A3					
SERIES			MATERIAL NUMBER		CUSTOMER		
87914			SEE TABLE		GENERAL MARKET		
DOCUMENT NUMBER				DOC TYPE	DOC PART	SHEET NUMBER	
SD-87914-013				PSD	000	33 OF 45	

RELEASE STATUS	RELEASE DATE
----------------	--------------

PART NO FOR BULK PACKAGING	PART NO. FOR TUBE WITHOUT CAP PACKAGING	PART NO. FOR TUBE WITH CAP PACKAGING	PART NO. FOR TAPE & REEL WITHOUT CAP PACKAGING	PART NO. FOR TAPE & REEL WITH CAP PACKAGING	CKT SIZE	VOID POSITION	PLATING TYPE	DIMENSION				
								A	B	F	M	P
87914-5811	-----	-----	-----	-----	58	-----	1	73.66	71.12	10.92	5.84	2.79
87914-5821	-----	-----	-----	-----	58	-----	1	73.66	71.12	12.25	7.00	2.96
87914-5812	-----	-----	-----	-----	58	-----	2	73.66	71.12	10.92	5.84	2.79
87914-5822	-----	-----	-----	-----	58	-----	2	73.66	71.12	12.25	7.00	2.96
87914-5813	-----	-----	-----	-----	58	-----	3	73.66	71.12	10.92	5.84	2.79
87914-5823	-----	-----	-----	-----	58	-----	3	73.66	71.12	12.25	7.00	2.96
87914-5814	-----	-----	-----	-----	58	-----	4	73.66	71.12	10.92	5.84	2.79
87914-5824	-----	-----	-----	-----	58	-----	4	73.66	71.12	12.25	7.00	2.96
87914-5815	-----	-----	-----	-----	58	-----	5	73.66	71.12	10.92	5.84	2.79
87914-5825	-----	-----	-----	-----	58	-----	5	73.66	71.12	12.25	7.00	2.96
87914-5816	-----	-----	-----	-----	58	-----	6	73.66	71.12	10.92	5.84	2.79
87914-5826	-----	-----	-----	-----	58	-----	6	73.66	71.12	12.25	7.00	2.96


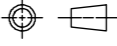
THIS DRAWING CONTAINS INFORMATION THAT IS PROPRIETARY TO MOLEX ELECTRONIC TECHNOLOGIES, LLC AND SHOULD NOT BE USED WITHOUT WRITTEN PERMISSION

MIGRATED TO NX EC NO: 114466 DRWN: PKH CHK'D: ISHWARG REV APPR: ISHWARG	2017/01/18		2017/03/15		GENERAL TOLERANCES (UNLESS SPECIFIED)		DIMENSION UNITS		SCALE							
							MM INCH		MM NTS							
	4 PLACES ±		±		KCHO		DRWN BY		DATE		2.54MM PITCH DUAL ROW HEADER SINGLE WAFER, T/H					
	3 PLACES ±		±		PTLIM		CHK'D BY		DATE							
	2 PLACES ± 0.2		±		MLONG		APPR BY		DATE							
	1 PLACES ±		±				DRAWING SIZE		THIRD ANGLE PROJECTION		PRODUCT CUSTOMER DRAWING					
0 PLACES ±		±		ANGULAR TOL = 3.0		A3				SERIES	MATERIAL NUMBER		CUSTOMER			
DRAFT WHERE APPLICABLE MUST REMAIN WITHIN DIMENSIONS										87914	SEE TABLE		GENERAL MARKET			
										DOCUMENT NUMBER			DOC TYPE	DOC PART	SHEET NUMBER	
										SD-87914-013			PSD	000	34 OF 45	

RELEASE STATUS	RELEASE DATE
----------------	--------------

PART NO FOR BULK PACKAGING	PART NO. FOR TUBE WITHOUT CAP PACKAGING	PART NO. FOR TUBE WITH CAP PACKAGING	PART NO. FOR TAPE & REEL WITHOUT CAP PACKAGING	PART NO. FOR TAPE & REEL WITH CAP PACKAGING	CKT SIZE	VOID POSITION	PLATING TYPE	DIMENSION				
								A	B	F	M	P
87914-6011	-----	-----	-----	-----	60	-----	1	76.20	73.66	10.92	5.84	2.79
87914-6021	-----	-----	-----	-----	60	-----	1	76.20	73.66	12.25	7.00	2.96
87914-6012	-----	-----	-----	-----	60	-----	2	76.20	73.66	10.92	5.84	2.79
87914-6022	-----	-----	-----	-----	60	-----	2	76.20	73.66	12.25	7.00	2.96
87914-6013	-----	-----	-----	-----	60	-----	3	76.20	73.66	10.92	5.84	2.79
87914-6023	-----	-----	-----	-----	60	-----	3	76.20	73.66	12.25	7.00	2.96
87914-6014	-----	-----	-----	-----	60	-----	4	76.20	73.66	10.92	5.84	2.79
87914-6024	-----	-----	-----	-----	60	-----	4	76.20	73.66	12.25	7.00	2.96
87914-6015	-----	-----	-----	-----	60	-----	5	76.20	73.66	10.92	5.84	2.79
87914-6025	-----	-----	-----	-----	60	-----	5	76.20	73.66	12.25	7.00	2.96
87914-6016	-----	-----	-----	-----	60	-----	6	76.20	73.66	10.92	5.84	2.79
87914-6026	-----	-----	-----	-----	60	-----	6	76.20	73.66	12.25	7.00	2.96

THIS DRAWING CONTAINS INFORMATION THAT IS PROPRIETARY TO MOLEX ELECTRONIC TECHNOLOGIES, LLC AND SHOULD NOT BE USED WITHOUT WRITTEN PERMISSION

MIGRATED TO NX 2017/01/18 EC NO: 114466 DRWN: PKH CHK'D: 2017/03/15 APPR: ISHWARG	GENERAL TOLERANCES (UNLESS SPECIFIED)		DIMENSION UNITS		SCALE		 2.54MM PITCH DUAL ROW HEADER SINGLE WAFER, T/H PRODUCT CUSTOMER DRAWING
			MM	INCH	MM	NTS	
	4 PLACES	±	DRWN BY		DATE		
	3 PLACES	±	KCHO		2004/11/05		
	2 PLACES	± 0.2	CHK'D BY		DATE		
	1 PLACES	±	PTLIM		2004/12/08		
	0 PLACES	±	APPR BY		DATE		
		MLONG		2010/09/06			
ANGULAR TOL = 3.0			DRAWING SIZE	THIRD ANGLE PROJECTION			
DRAFT WHERE APPLICABLE MUST REMAIN WITHIN DIMENSIONS			A3				

SERIES	MATERIAL NUMBER	CUSTOMER
87914	SEE TABLE	GENERAL MARKET
DOCUMENT NUMBER	DOC TYPE	DOC PART
SD-87914-013	PSD	000
SHEET NUMBER		
35 OF 45		

RELEASE STATUS	RELEASE DATE

PART NO FOR BULK PACKAGING	PART NO. FOR TUBE WITHOUT CAP PACKAGING	PART NO. FOR TUBE WITH CAP PACKAGING	PART NO. FOR TAPE & REEL WITHOUT CAP PACKAGING	PART NO. FOR TAPE & REEL WITH CAP PACKAGING	CKT SIZE	VOID POSITION	PLATING TYPE	DIMENSION				
								A	B	F	M	P
87914-6411	-----	-----	-----	-----	64	-----	1	81.28	78.74	10.92	5.84	2.79
87914-6421	-----	-----	-----	-----	64	-----	1	81.28	78.74	12.25	7.00	2.96
87914-6412	-----	-----	-----	-----	64	-----	2	81.28	78.74	10.92	5.84	2.79
87914-6422	-----	-----	-----	-----	64	-----	2	81.28	78.74	12.25	7.00	2.96
87914-6413	-----	-----	-----	-----	64	-----	3	81.28	78.74	10.92	5.84	2.79
87914-6423	-----	-----	-----	-----	64	-----	3	81.28	78.74	12.25	7.00	2.96
87914-6414	-----	-----	-----	-----	64	-----	4	81.28	78.74	10.92	5.84	2.79
87914-6424	-----	-----	-----	-----	64	-----	4	81.28	78.74	12.25	7.00	2.96
87914-6415	-----	-----	-----	-----	64	-----	5	81.28	78.74	10.92	5.84	2.79
87914-6425	-----	-----	-----	-----	64	-----	5	81.28	78.74	12.25	7.00	2.96
87914-6416	-----	-----	-----	-----	64	-----	6	81.28	78.74	10.92	5.84	2.79
87914-6426	-----	-----	-----	-----	64	-----	6	81.28	78.74	12.25	7.00	2.96

THIS DRAWING CONTAINS INFORMATION THAT IS PROPRIETARY TO MOLEX ELECTRONIC TECHNOLOGIES, LLC AND SHOULD NOT BE USED WITHOUT WRITTEN PERMISSION

MIGRATED TO NX EC NO: 114466 DRWN: PKH CHK'D: ISHWARG APPR: ISHWARG	GENERAL TOLERANCES (UNLESS SPECIFIED)		DIMENSION UNITS		SCALE	
			MM	INCH	MM	NTS
	4 PLACES	±		±	DRWN BY	DATE
	3 PLACES	±		±	KCHO	2004/11/05
	2 PLACES	± 0.2		±	CHK'D BY	DATE
1 PLACES	±		±	PTLIM	2004/12/08	
0 PLACES	±		±	APPR BY	DATE	
				MLONG	2010/09/06	
ANGULAR TOL = 3.0		DRAWING SIZE		THIRD ANGLE PROJECTION		
DRAFT WHERE APPLICABLE MUST REMAIN WITHIN DIMENSIONS		A3				

2.54MM PITCH
DUAL ROW HEADER SINGLE WAFER, T/H


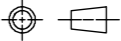
PRODUCT CUSTOMER DRAWING

SERIES	MATERIAL NUMBER	CUSTOMER
87914	SEE TABLE	GENERAL MARKET
DOCUMENT NUMBER	DOC TYPE	DOC PART
SD-87914-013	PSD	000
SHEET NUMBER		
37 OF 45		

RELEASE STATUS	RELEASE DATE
----------------	--------------

PART NO FOR BULK PACKAGING	PART NO. FOR TUBE WITHOUT CAP PACKAGING	PART NO. FOR TUBE WITH CAP PACKAGING	PART NO. FOR TAPE & REEL WITHOUT CAP PACKAGING	PART NO. FOR TAPE & REEL WITH CAP PACKAGING	CKT SIZE	VOID POSITION	PLATING TYPE	DIMENSION				
								A	B	F	M	P
87914-6611	-----	-----	-----	-----	66	-----	1	83.82	81.28	10.92	5.84	2.79
87914-6621	-----	-----	-----	-----	66	-----	1	83.82	81.28	12.25	7.00	2.96
87914-6612	-----	-----	-----	-----	66	-----	2	83.82	81.28	10.92	5.84	2.79
87914-6622	-----	-----	-----	-----	66	-----	2	83.82	81.28	12.25	7.00	2.96
87914-6613	-----	-----	-----	-----	66	-----	3	83.82	81.28	10.92	5.84	2.79
87914-6623	-----	-----	-----	-----	66	-----	3	83.82	81.28	12.25	7.00	2.96
87914-6614	-----	-----	-----	-----	66	-----	4	83.82	81.28	10.92	5.84	2.79
87914-6624	-----	-----	-----	-----	66	-----	4	83.82	81.28	12.25	7.00	2.96
87914-6615	-----	-----	-----	-----	66	-----	5	83.82	81.28	10.92	5.84	2.79
87914-6625	-----	-----	-----	-----	66	-----	5	83.82	81.28	12.25	7.00	2.96
87914-6616	-----	-----	-----	-----	66	-----	6	83.82	81.28	10.92	5.84	2.79
87914-6626	-----	-----	-----	-----	66	-----	6	83.82	81.28	12.25	7.00	2.96


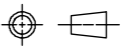
THIS DRAWING CONTAINS INFORMATION THAT IS PROPRIETARY TO MOLEX ELECTRONIC TECHNOLOGIES, LLC AND SHOULD NOT BE USED WITHOUT WRITTEN PERMISSION

MIGRATED TO NX EC NO: 114466 DRWN: PKH CHK'D: REV APPR: ISHWARG	2017/01/18		2017/03/15		GENERAL TOLERANCES (UNLESS SPECIFIED)		DIMENSION UNITS		SCALE						
							MM INCH		MM NTS						
	4 PLACES		±		±		KCHO		DATE		2.54MM PITCH DUAL ROW HEADER SINGLE WAFER, T/H PRODUCT CUSTOMER DRAWING				
	3 PLACES		±		±		CHK'D BY		DATE						
	2 PLACES		± 0.2		±		PTLIM		DATE						
	1 PLACES		±		±		APPR BY		DATE						
	0 PLACES		±		±		MLONG		DATE						
							ANGULAR TOL = 3.0		DRAWING SIZE		THIRD ANGLE PROJECTION		SERIES: 87914 MATERIAL NUMBER: SEE TABLE CUSTOMER: GENERAL MARKET		
							DRAFT WHERE APPLICABLE MUST REMAIN WITHIN DIMENSIONS		A3				DOCUMENT NUMBER: SD-87914-013 DOC TYPE: PSD DOC PART: 000 SHEET NUMBER: 38 OF 45		

RELEASE STATUS	RELEASE DATE
----------------	--------------

PART NO FOR BULK PACKAGING	PART NO. FOR TUBE WITHOUT CAP PACKAGING	PART NO. FOR TUBE WITH CAP PACKAGING	PART NO. FOR TAPE & REEL WITHOUT CAP PACKAGING	PART NO. FOR TAPE & REEL WITH CAP PACKAGING	CKT SIZE	VOID POSITION	PLATING TYPE	DIMENSION				
								A	B	F	M	P
87914-6811	-----	-----	-----	-----	68	-----	1	86.36	83.82	10.92	5.84	2.79
87914-6821	-----	-----	-----	-----	68	-----	1	86.36	83.82	12.25	7.00	2.96
87914-6812	-----	-----	-----	-----	68	-----	2	86.36	83.82	10.92	5.84	2.79
87914-6822	-----	-----	-----	-----	68	-----	2	86.36	83.82	12.25	7.00	2.96
87914-6813	-----	-----	-----	-----	68	-----	3	86.36	83.82	10.92	5.84	2.79
87914-6823	-----	-----	-----	-----	68	-----	3	86.36	83.82	12.25	7.00	2.96
87914-6814	-----	-----	-----	-----	68	-----	4	86.36	83.82	10.92	5.84	2.79
87914-6824	-----	-----	-----	-----	68	-----	4	86.36	83.82	12.25	7.00	2.96
87914-6815	-----	-----	-----	-----	68	-----	5	86.36	83.82	10.92	5.84	2.79
87914-6825	-----	-----	-----	-----	68	-----	5	86.36	83.82	12.25	7.00	2.96
87914-6816	-----	-----	-----	-----	68	-----	6	86.36	83.82	10.92	5.84	2.79
87914-6826	-----	-----	-----	-----	68	-----	6	86.36	83.82	12.25	7.00	2.96

THIS DRAWING CONTAINS INFORMATION THAT IS PROPRIETARY TO MOLEX ELECTRONIC TECHNOLOGIES, LLC AND SHOULD NOT BE USED WITHOUT WRITTEN PERMISSION

MIGRATED TO NX 2017/01/18 EC NO: 114466 DRWN: PKH CHK'D: 2017/03/15 APPR: ISHWARG	GENERAL TOLERANCES (UNLESS SPECIFIED)		DIMENSION UNITS		SCALE		 2.54MM PITCH DUAL ROW HEADER SINGLE WAFER, T/H PRODUCT CUSTOMER DRAWING	
			MM	INCH	MM	NTS		
	4 PLACES	±			DRWN BY	DATE		
	3 PLACES	±			KCHO	2004/11/05		
	2 PLACES	± 0.2			CHK'D BY	DATE		
	1 PLACES	±			PTLIM	2004/12/08		
	0 PLACES	±			APPR BY	DATE		
			MLONG	2010/09/06				
	ANGULAR TOL = 3.0		DRAWING SIZE	THIRD ANGLE PROJECTION				
	DRAFT WHERE APPLICABLE MUST REMAIN WITHIN DIMENSIONS		A3					
		SERIES		MATERIAL NUMBER		CUSTOMER		
		87914		SEE TABLE		GENERAL MARKET		
		DOCUMENT NUMBER		DOC TYPE	DOC PART	SHEET NUMBER		
		SD-87914-013		PSD	000	39 OF 45		

RELEASE STATUS	RELEASE DATE
----------------	--------------

PART NO FOR BULK PACKAGING	PART NO. FOR TUBE WITHOUT CAP PACKAGING	PART NO. FOR TUBE WITH CAP PACKAGING	PART NO. FOR TAPE & REEL WITHOUT CAP PACKAGING	PART NO. FOR TAPE & REEL WITH CAP PACKAGING	CKT SIZE	VOID POSITION	PLATING TYPE	DIMENSION				
								A	B	F	M	P
87914-7411	-----	-----	-----	-----	74	-----	1	93.98	91.44	10.92	5.84	2.79
87914-7421	-----	-----	-----	-----	74	-----	1	93.98	91.44	12.25	7.00	2.96
87914-7412	-----	-----	-----	-----	74	-----	2	93.98	91.44	10.92	5.84	2.79
87914-7422	-----	-----	-----	-----	74	-----	2	93.98	91.44	12.25	7.00	2.96
87914-7413	-----	-----	-----	-----	74	-----	3	93.98	91.44	10.92	5.84	2.79
87914-7423	-----	-----	-----	-----	74	-----	3	93.98	91.44	12.25	7.00	2.96
87914-7414	-----	-----	-----	-----	74	-----	4	93.98	91.44	10.92	5.84	2.79
87914-7424	-----	-----	-----	-----	74	-----	4	93.98	91.44	12.25	7.00	2.96
87914-7415	-----	-----	-----	-----	74	-----	5	93.98	91.44	10.92	5.84	2.79
87914-7425	-----	-----	-----	-----	74	-----	5	93.98	91.44	12.25	7.00	2.96
87914-7416	-----	-----	-----	-----	74	-----	6	93.98	91.44	10.92	5.84	2.79
87914-7426	-----	-----	-----	-----	74	-----	6	93.98	91.44	12.25	7.00	2.96


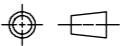
THIS DRAWING CONTAINS INFORMATION THAT IS PROPRIETARY TO MOLEX ELECTRONIC TECHNOLOGIES, LLC AND SHOULD NOT BE USED WITHOUT WRITTEN PERMISSION

MIGRATED TO NX EC NO: 114466 DRWN: PKH CHK'D: ISHWARG APPR: ISHWARG REV:	2017/01/18	GENERAL TOLERANCES (UNLESS SPECIFIED)		DIMENSION UNITS		SCALE		<p>2.54MM PITCH DUAL ROW HEADER SINGLE WAFER, T/H</p>			
	2017/03/15	MM	INCH	MM	NTS						
	4 PLACES	±	±	DRWN BY	DATE		PRODUCT CUSTOMER DRAWING SERIES: 87914 MATERIAL NUMBER: SEE TABLE CUSTOMER: GENERAL MARKET DOCUMENT NUMBER: SD-87914-013 DOC TYPE: PSD DOC PART: 000 SHEET NUMBER: 42 OF 45				
	3 PLACES	±	±	KCHO	2004/11/05						
	2 PLACES	± 0.2	±	CHK'D BY	DATE						
	1 PLACES	±	±	PTLIM	2004/12/08						
0 PLACES	±	±	APPR BY	DATE							
ANGULAR TOL = 3.0			MLONG	2010/09/06							
DRAFT WHERE APPLICABLE MUST REMAIN WITHIN DIMENSIONS			DRAWING SIZE	THIRD ANGLE PROJECTION							
			A3								

RELEASE STATUS	RELEASE DATE
----------------	--------------

PART NO FOR BULK PACKAGING	PART NO. FOR TUBE WITHOUT CAP PACKAGING	PART NO. FOR TUBE WITH CAP PACKAGING	PART NO. FOR TAPE & REEL WITHOUT CAP PACKAGING	PART NO. FOR TAPE & REEL WITH CAP PACKAGING	CKT SIZE	VOID POSITION	PLATING TYPE	DIMENSION				
								A	B	F	M	P
87914-7611	-----	-----	-----	-----	76	-----	1	96.52	93.98	10.92	5.84	2.79
87914-7621	-----	-----	-----	-----	76	-----	1	96.52	93.98	12.25	7.00	2.96
87914-7612	-----	-----	-----	-----	76	-----	2	96.52	93.98	10.92	5.84	2.79
87914-7622	-----	-----	-----	-----	76	-----	2	96.52	93.98	12.25	7.00	2.96
87914-7613	-----	-----	-----	-----	76	-----	3	96.52	93.98	10.92	5.84	2.79
87914-7623	-----	-----	-----	-----	76	-----	3	96.52	93.98	12.25	7.00	2.96
87914-7614	-----	-----	-----	-----	76	-----	4	96.52	93.98	10.92	5.84	2.79
87914-7624	-----	-----	-----	-----	76	-----	4	96.52	93.98	12.25	7.00	2.96
87914-7615	-----	-----	-----	-----	76	-----	5	96.52	93.98	10.92	5.84	2.79
87914-7625	-----	-----	-----	-----	76	-----	5	96.52	93.98	12.25	7.00	2.96
87914-7616	-----	-----	-----	-----	76	-----	6	96.52	93.98	10.92	5.84	2.79
87914-7626	-----	-----	-----	-----	76	-----	6	96.52	93.98	12.25	7.00	2.96


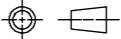
THIS DRAWING CONTAINS INFORMATION THAT IS PROPRIETARY TO MOLEX ELECTRONIC TECHNOLOGIES, LLC AND SHOULD NOT BE USED WITHOUT WRITTEN PERMISSION

MIGRATED TO NX EC NO: 114466 DRWN: PKH CHK'D: ISHWARG REV APPR: ISHWARG	2017/01/18	GENERAL TOLERANCES (UNLESS SPECIFIED)		DIMENSION UNITS		SCALE					
	2017/03/15	MM	INCH	MM	NTS						
	4 PLACES	±	±	DRWN BY	DATE	2.54MM PITCH DUAL ROW HEADER SINGLE WAFER, T/H					
	3 PLACES	±	±	KCHO	2004/11/05						
	2 PLACES	± 0.2	±	CHK'D BY	DATE						
1 PLACES	±	±	PTLIM	2004/12/08	PRODUCT CUSTOMER DRAWING						
0 PLACES	±	±	APPR BY	DATE							
ANGULAR TOL = 3.0		DRAWING SIZE		THIRD ANGLE PROJECTION		SERIES		MATERIAL NUMBER		CUSTOMER	
DRAFT WHERE APPLICABLE MUST REMAIN WITHIN DIMENSIONS		A3				87914		SEE TABLE		GENERAL MARKET	
						DOCUMENT NUMBER		DOC TYPE		SHEET NUMBER	
						SD-87914-013		PSD		000 43 OF 45	

RELEASE STATUS	RELEASE DATE

PART NO FOR BULK PACKAGING	PART NO. FOR TUBE WITHOUT CAP PACKAGING	PART NO. FOR TUBE WITH CAP PACKAGING	PART NO. FOR TAPE & REEL WITHOUT CAP PACKAGING	PART NO. FOR TAPE & REEL WITH CAP PACKAGING	CKT SIZE	VOID POSITION	PLATING TYPE	DIMENSION				
								A	B	F	M	P
87914-8011	-----	-----	-----	-----	80	-----	1	101.60	99.06	10.92	5.84	2.79
87914-8021	-----	-----	-----	-----	80	-----	1	101.60	99.06	12.25	7.00	2.96
87914-8012	-----	-----	-----	-----	80	-----	2	101.60	99.06	10.92	5.84	2.79
87914-8022	-----	-----	-----	-----	80	-----	2	101.60	99.06	12.25	7.00	2.96
87914-8013	-----	-----	-----	-----	80	-----	3	101.60	99.06	10.92	5.84	2.79
87914-8023	-----	-----	-----	-----	80	-----	3	101.60	99.06	12.25	7.00	2.96
87914-8014	-----	-----	-----	-----	80	-----	4	101.60	99.06	10.92	5.84	2.79
87914-8024	-----	-----	-----	-----	80	-----	4	101.60	99.06	12.25	7.00	2.96
87914-8015	-----	-----	-----	-----	80	-----	5	101.60	99.06	10.92	5.84	2.79
87914-8025	-----	-----	-----	-----	80	-----	5	101.60	99.06	12.25	7.00	2.96
87914-8016	-----	-----	-----	-----	80	-----	6	101.60	99.06	10.92	5.84	2.79
87914-8026	-----	-----	-----	-----	80	-----	6	101.60	99.06	12.25	7.00	2.96

THIS DRAWING CONTAINS INFORMATION THAT IS PROPRIETARY TO MOLEX ELECTRONIC TECHNOLOGIES, LLC AND SHOULD NOT BE USED WITHOUT WRITTEN PERMISSION

MIGRATED TO NX EC NO: 114466 DRWN: PKH CHK'D: ISHWARG APPR: ISHWARG	2017/01/18		2017/03/15		GENERAL TOLERANCES (UNLESS SPECIFIED)		DIMENSION UNITS		SCALE											
							MM INCH		MM NTS											
	4 PLACES		±		±		KCHO		DATE		2.54MM PITCH DUAL ROW HEADER SINGLE WAFER, T/H									
	3 PLACES		±		±		CHK'D BY		DATE											
	2 PLACES		± 0.2		±		PTLIM		DATE		PRODUCT CUSTOMER DRAWING									
	1 PLACES		±		±		APPR BY		DATE											
	0 PLACES		±		±		MLONG		DATE		<table border="1" style="width: 100%; border-collapse: collapse;"> <tr> <td style="width: 25%;">SERIES</td> <td style="width: 45%;">MATERIAL NUMBER</td> <td style="width: 30%;">CUSTOMER</td> </tr> <tr> <td>87914</td> <td>SEE TABLE</td> <td>GENERAL MARKET</td> </tr> </table>			SERIES	MATERIAL NUMBER	CUSTOMER	87914	SEE TABLE	GENERAL MARKET	
	SERIES	MATERIAL NUMBER	CUSTOMER																	
	87914	SEE TABLE	GENERAL MARKET																	
					ANGULAR TOL = 3.0		DRAWING SIZE		THIRD ANGLE PROJECTION		<table border="1" style="width: 100%; border-collapse: collapse;"> <tr> <td style="width: 33%;">DOCUMENT NUMBER</td> <td style="width: 33%;">DOC TYPE</td> <td style="width: 17%;">DOC PART</td> <td style="width: 17%;">SHEET NUMBER</td> </tr> <tr> <td>SD-87914-013</td> <td>PSD</td> <td>000</td> <td>45 OF 45</td> </tr> </table>			DOCUMENT NUMBER	DOC TYPE	DOC PART	SHEET NUMBER	SD-87914-013	PSD	000
DOCUMENT NUMBER	DOC TYPE	DOC PART	SHEET NUMBER																	
SD-87914-013	PSD	000	45 OF 45																	
				DRAFT WHERE APPLICABLE MUST REMAIN WITHIN DIMENSIONS		A3														

RELEASE STATUS	RELEASE DATE
----------------	--------------