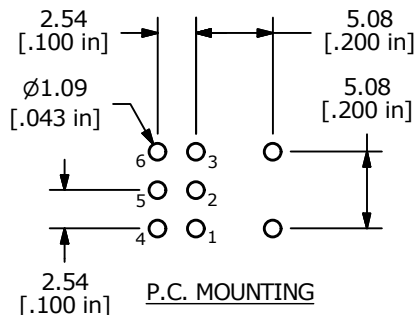
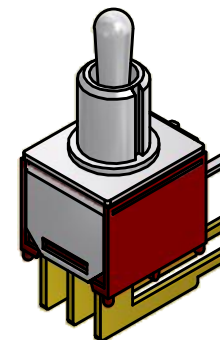
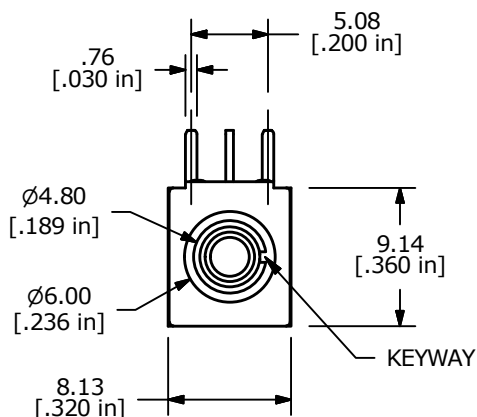


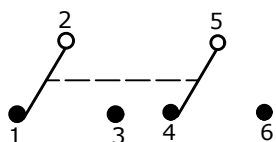
PANEL MOUNTING



P.C. MOUNTING



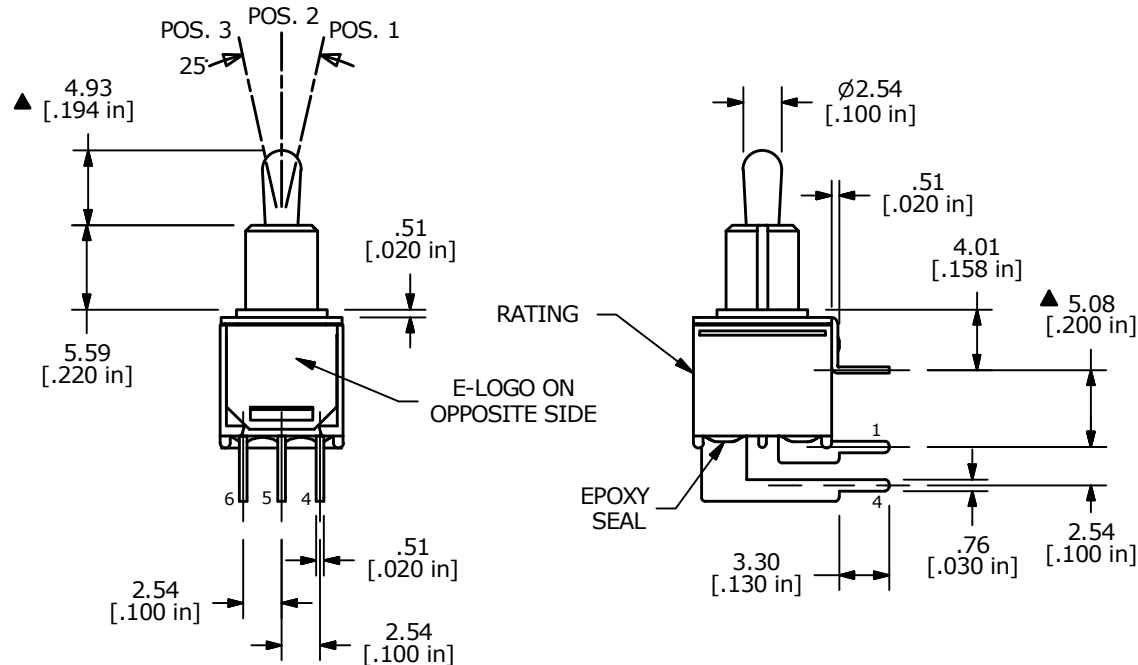
SWITCH FUNCTION		
POS. 1	POS. 2	POS. 3
ON	OFF	ON
2-3, 5-6	OPEN	2-1, 5-4



CIRCUIT: DPDT

NOTE:

1. ALL DIMENSIONS IN MM [INCH]
2. GENERAL TOLERANCE: X.X = ±0.4  
X.XX = ±0.25
3. TERMINAL NUMBERS FOR REF ONLY
- ▲ 4. PLATING MATERIAL: SILVER
5. RATING: 3 AMPS @ 120VAC OR 28VDC; 1 AMPS @ 250VAC
6. CONTACT RESISTANCE: 20 Milli-OHMS MAX.
7. LIFE EXPECTANCY: 30,000 MAKE-AND-BREAK CYCLES AT FULL LOAD.
8. INSULATION RESISTANCE: 1,000 MEGA-OHM MIN.
10. DIELECTRIC STRENGTH: 1,000 V RMS @SEA LEVEL.
11. OPERATING TEMP.: -30°C to 85°C
12. ▲ DENOTES CRITICAL PARAMETER.
13. 2002/95/EC (ROHS) COMPLIANT



B	22287	Correct P.C. Mtg. Detail	4/27/16	MW
A	18807	RELEASED FOR PRODUCTION	1/21/10	BLR
REV	PCR NO	DESCRIPTION	DATE	BY

TITLE 200MDP3T2B4M6QE				
SCALE 2:1	DATE 1/21/2010	DR BLR	DWG T221072	REV B

THE INFORMATION CONTAINED IN THIS DOCUMENT IS PROPRIETARY TO E-SWITCH AND IS NOT TO BE COPIED OR TRANSFERRED