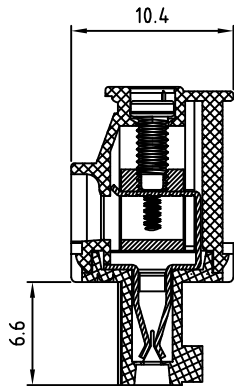
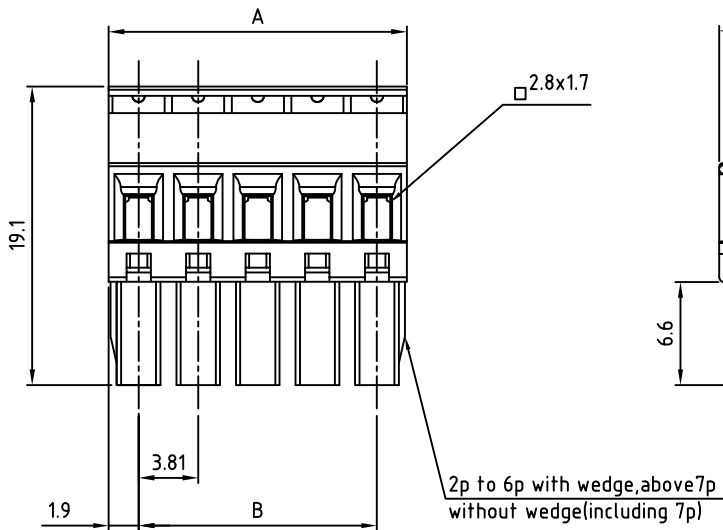
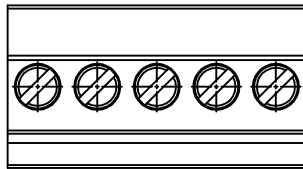


SIGN	DATE	DESCRIPTION	APPROVER
		<i>THIS IS CAD DRAWING, DO NOT REVISE MANUALLY!!!</i>	



**Material**

- Terminal body  
(metal housing): Brass (CuZn)
- Terminal screw: Steel Zinc plating "-" slot type
- Wire guard: PhBz Tin plated
- Insulator (housing): Thermoplastic (UL94V-0)

**Electrical cULus/VDE**

- Voltage rating: 300V/300V
- Current rating: 8A / 10A
- Wire range: 1.5mm<sup>2</sup>  
Solid wire (AWG): 16-28  
Stranded wire (AWG): 16-28
- Torque: 1.7Lb-In / 0.2N.m
- Screw: M2
- Wire strip length: 6-7mm
- Withstanding Voltage: 1.6KV / 2.5KV
- Operating temperature: -30° C to +105° C
- Safety approval:

RoHS Compliant

PART NUMBER:

**OSTTSXX315B**

No. of Poles  
02: 2 Poles  
:  
24: 24 Poles

COLOR  
0: Black  
5: Green (Standard)  
6: Blue  
8: Grey

N = Number of contacts  
DIMENSION

A	NX3.81
B	(N-1)X3.81

THESE DRAWINGS AND SPECIFICATIONS ARE THE PROPERTY OF ON-SHORE TECHNOLOGY, INC. AND SHALL NOT BE REPRODUCED, COPIED OR USED IN ANY MANNER WITHOUT THE PRIOR WRITTEN CONSENT OF ON-SHORE TECHNOLOGY, INC.



TITLE		TS-3.81mm Series with flange (for latch on back side)					
PART NO.		OSTTSXX315B		DWG NO.		OSTTSXX315B.DWG	
APPROVED		CHECKED	DESIGNED	DRAWN	CUST NO.		Tolerance
Shi Jun 2006.10.25		Marvin 2005.10.25	Marvin 2005.10.25	Marvin 2005.10.25			X. ±0.50 X.X ±0.30 X.XX ±0.10 X° ±1°
				SHEET: 01/01		UNIT: mm SCALE: NONE	REV.: D