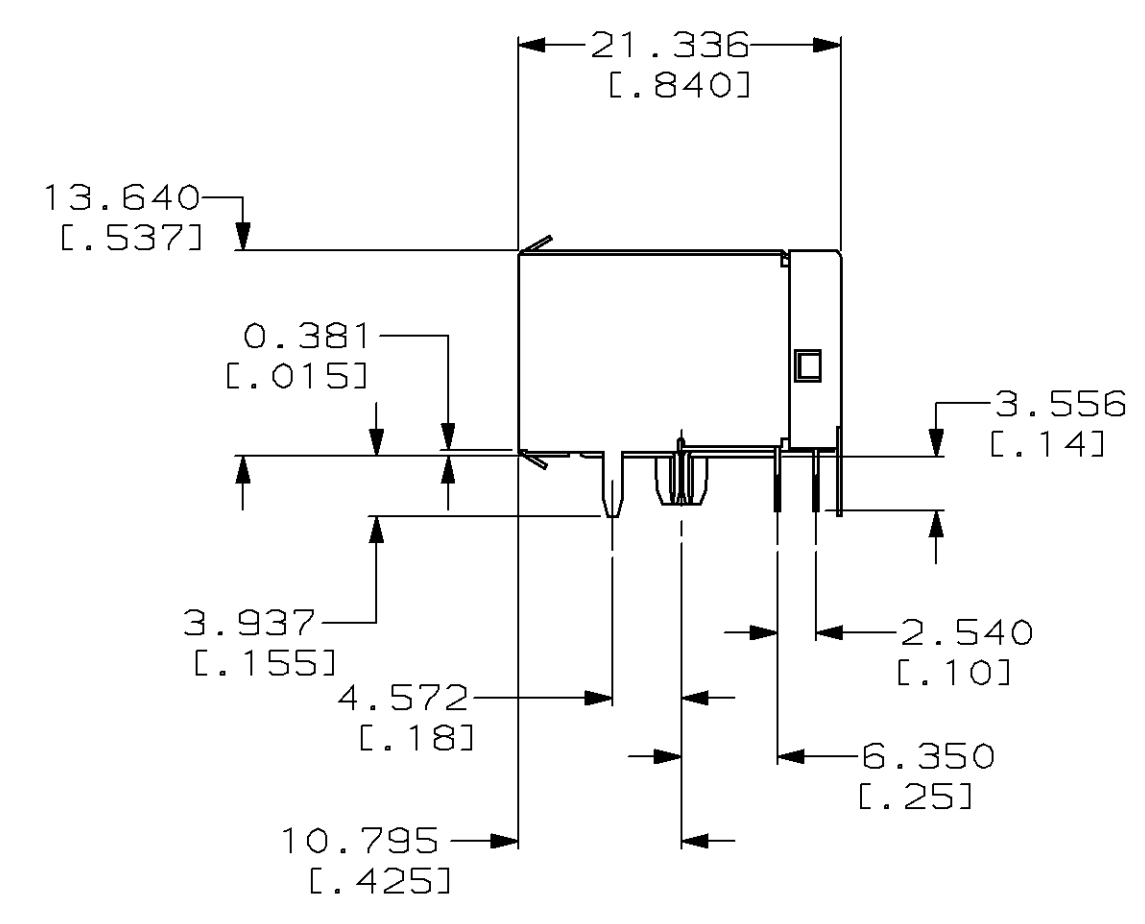
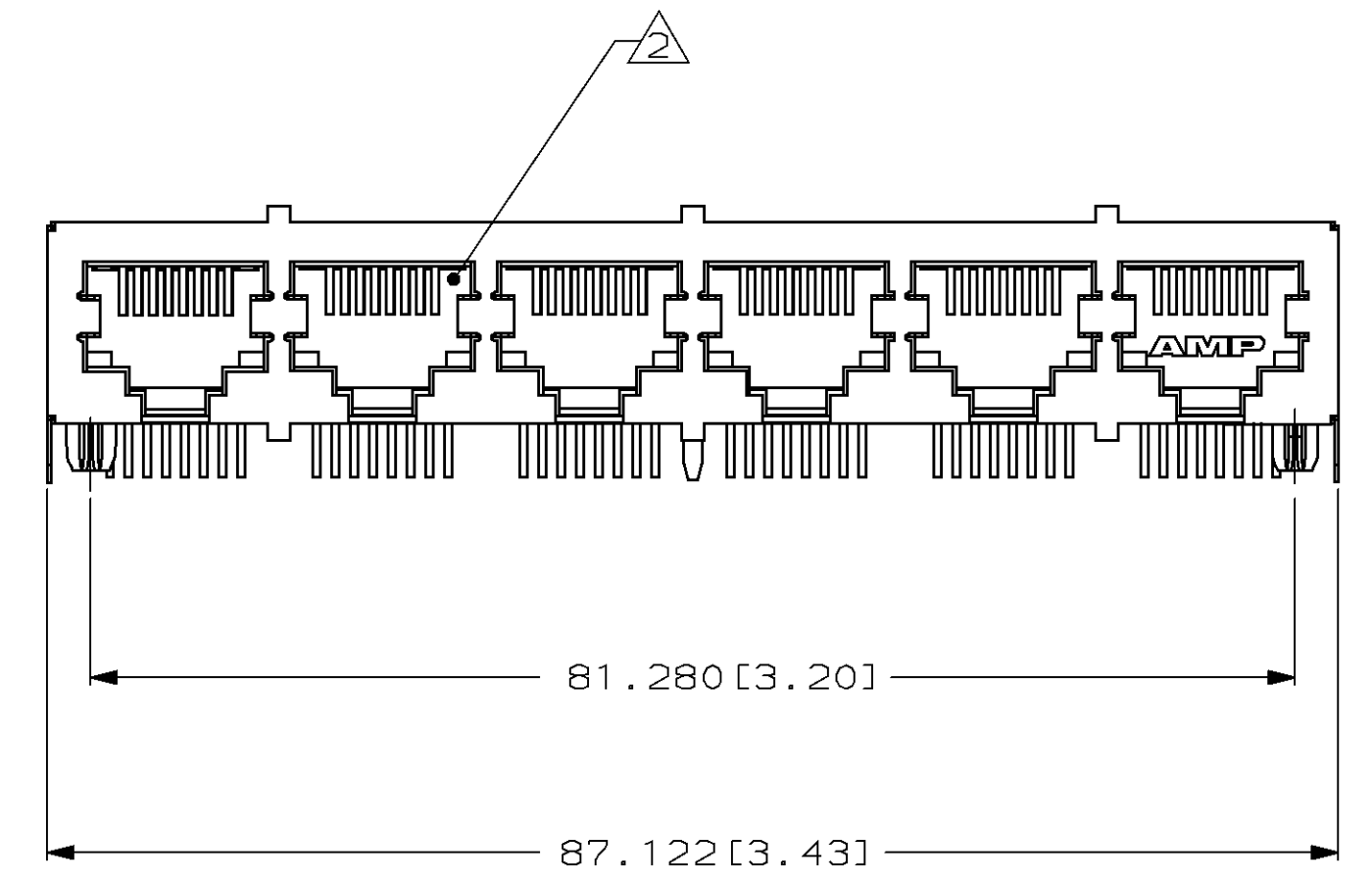
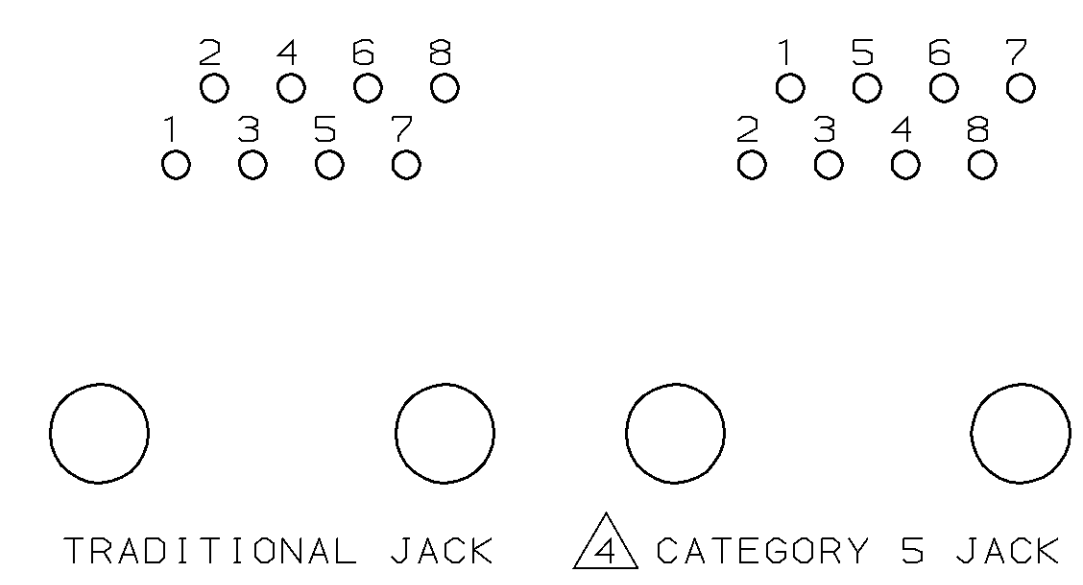
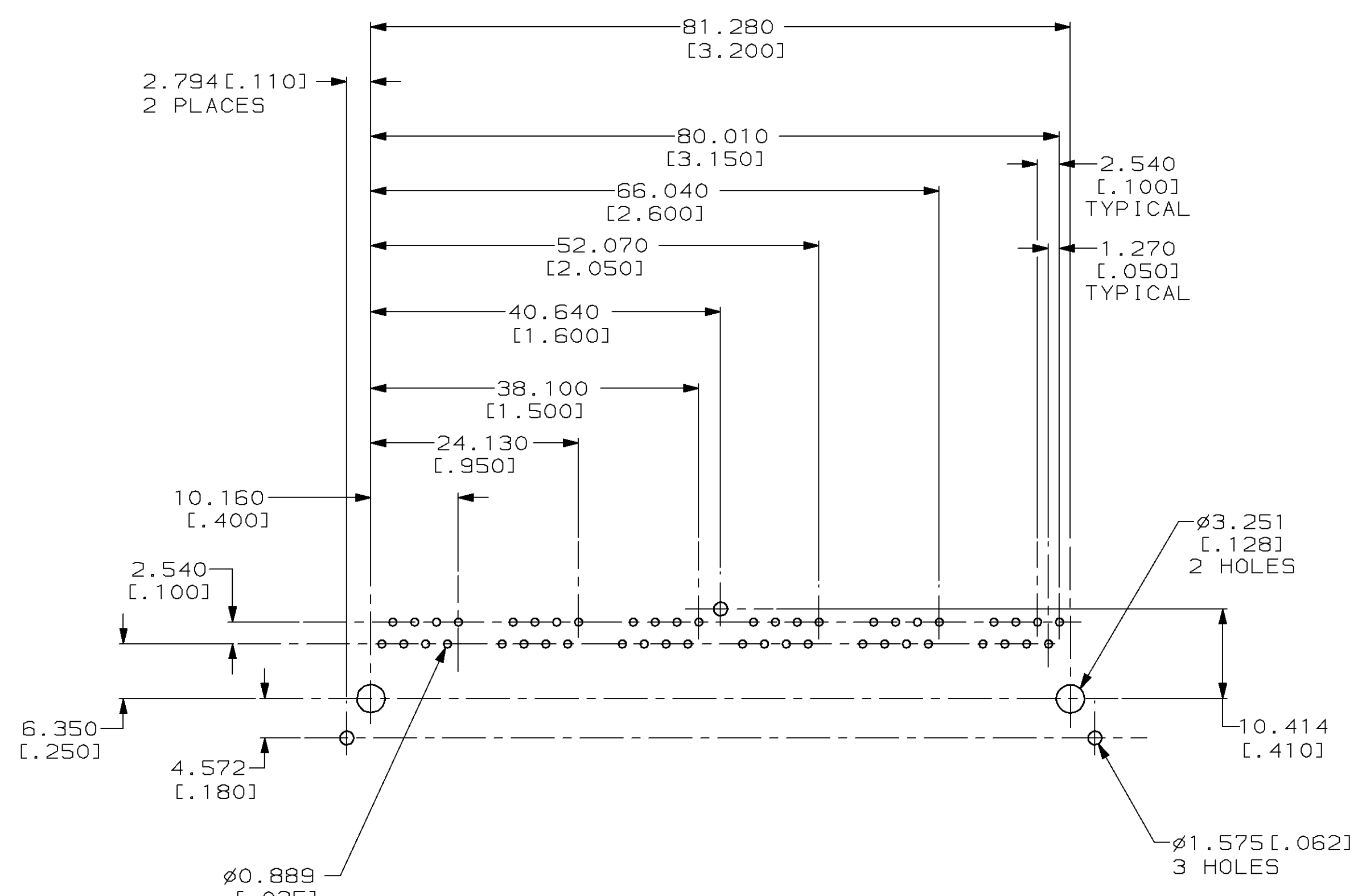


LOC	DIST	REVISIONS			
P	LTR	DESCRIPTION	DATE	DWN	APVD
B		REV; EC 0502-0432-97	30JUL97	DLD	JT



- 1 MATERIAL: HOUSING PCT POLYESTER, BLACK, IR COMPATIBLE, UL 94V-0.
 TERMINALS - 0.33 [.013] THICK PHOS BRONZE PLATED WITH 1.27µm [.000050] MINIMUM HARD GOLD IN LOCALIZED AREA AND 3.81µm [.000150] MINIMUM TIN-LEAD IN SOLDER AREA OVER
 1.27µm [.000050] MINIMUM NICKEL UNDERPLATE.
 SHIELD - 0.254 [.010] THICK COPPER ALLOY PLATED WITH 2.03µm [.000080] MINIMUM TIN-LEAD OVER 2.54µm [.000100] MINIMUM COPPER.
- 2 JACK CAVITY CONFORMS TO FCC RULES AND REGULATIONS, PART 68 SUBPART F.
- 3. ALL DIMENSIONS ARE NOMINAL UNLESS OTHERWISE SPECIFIED.
- 4 CAUTION: CATEGORY 5 JACK SOLDER TAIL POSITIONS DO NOT FOLLOW SAME NUMBER SEQUENCE AS THAT OF THE TRADITIONAL JACKS.



SUGGESTED PC BOARD LAYOUT
 COMPONENT SIDE
 SEE APPLICATION SPECIFICATION

<small>THIS DRAWING IS A CONTROLLED DOCUMENT FOR AMP INCORPORATED. IT IS SUBJECT TO CHANGE AND THE CONTROLLING ENGINEERING DEPARTMENT SHALL BE CONTACTED FOR THE LATEST REVISION.</small>		DWN H. LONG 3-8-94	AMP AMP Incorporated Harrisburg, PA 17105-3508	
DIMENSIONS: mm (INCHES)		CHK G. FOX 3-16-94	NAME MODULAR JACK ASSEMBLY, 6 PORT, 8 POSITION, RIGHT ANGLE, CATEGORY 5, PANEL GROUND SHIELD	
TOLERANCES UNLESS OTHERWISE SPECIFIED: 0 PLC ±. 1 PLC ±. 2 PLC ±0.254 [.01] 3 PLC ±0.127 [.005] 4 PLC ±. ANGLES ±.		APVD G. REED 3-16-94 PRODUCT SPEC 108-1392 APPLICATION SPEC 114-2048	SIZE A1	CAGE CODE 00779
MATERIAL FINISH		WEIGHT -	DRAWING NO C-558525	SCALE 2:1
		CUSTOMER DRAWING		SHEET 1 OF 1