



Glass Passivated Rectifier Diode Modules

VRRM 800 to 1800V

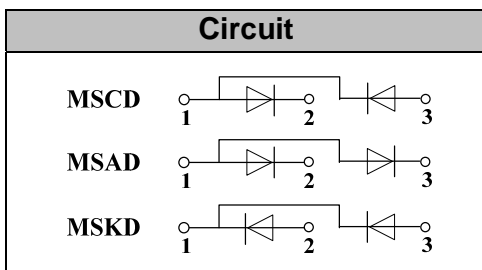
IFAV 200 Amp

Applications

- Non-controllable rectifiers for AC/AC converters
- Line rectifiers for transistorized AC motor controllers
- Field supply for DC motors

Features

- Blocking voltage: 800 to 1800V
- Heat transfer through aluminum oxide ceramic isolated metal baseplate
- Glass passivated chip



Module Type

TYPE			VRRM	VRSM
MSKD200-08	MSAD200-08	MSCD200-08	800V	900V
MSKD200-12	MSAD200-12	MSCD200-12	1200V	1300V
MSKD200-16	MSAD200-16	MSCD200-16	1600V	1700V
MSKD200-18	MSAD200-18	MSCD200-18	1800V	1900V

Maximum Ratings

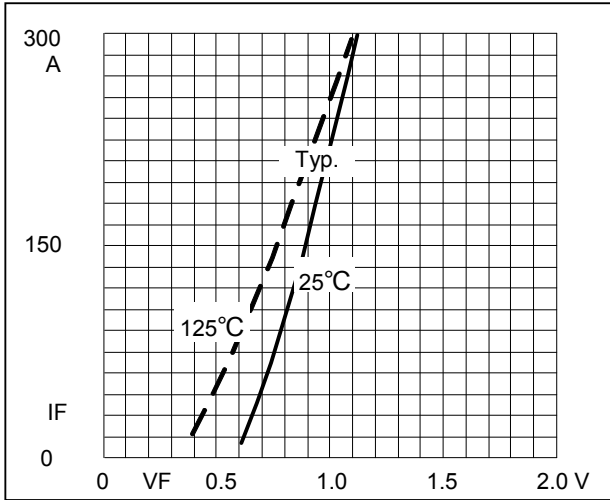
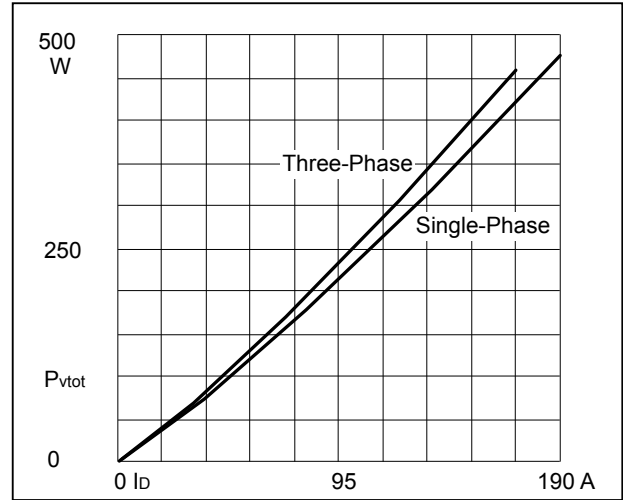
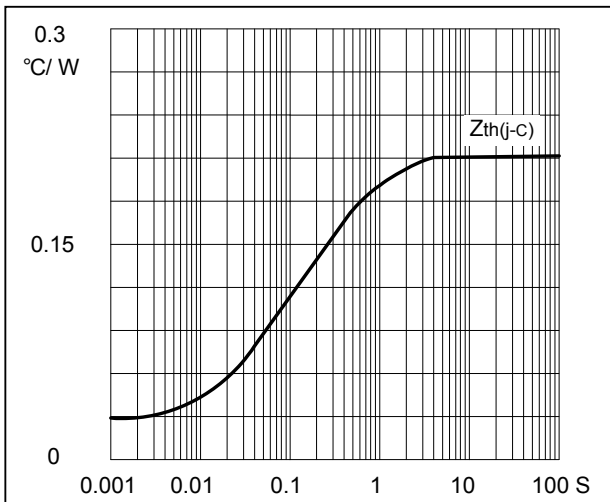
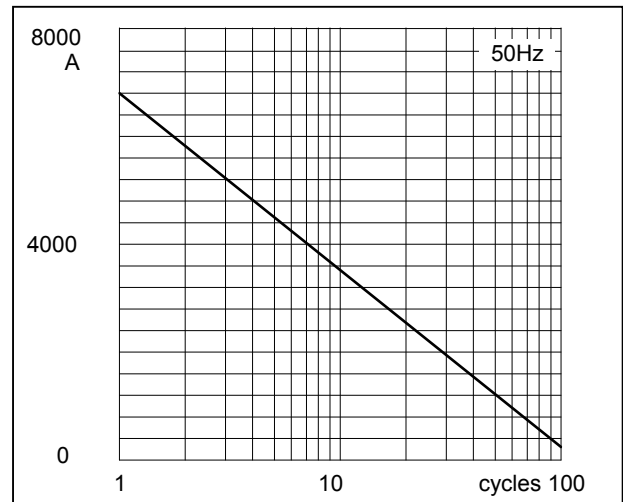
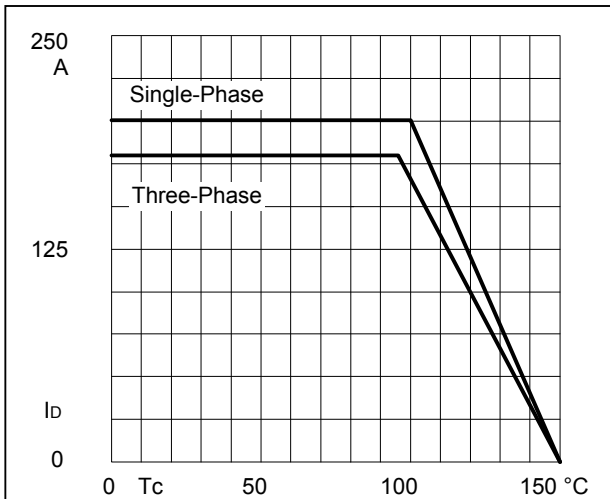
Symbol	Conditions	Values	Units
IFAV	Tc=100°C	200	A
IFSM	t=10ms Tvj =45°C	6800	A
i ² t	t=10ms Tvj =45°C	231200	A ² s
Visol	a.c.50Hz;r.m.s.;1min	3000	V
Tvj		-40 to 150	°C
Tstg		-40 to 125	°C
Mt	To terminals(M6)	5±15%	Nm
Ms	To heatsink(M6)	5±15%	Nm
Weight	Module	160	g

Thermal Characteristics

Symbol	Conditions	Values	Units
Rth(j-c)	Per diode	0.21	°C/W
Rth(c-s)	Module	0.05	°C/W

Electrical Characteristics

Symbol	Conditions	Values	Units
VFM	T=25°C IFM =300A	1.3	V
IRD	Tvj=TvjM VRD=VRRM	≤9	mA

Performance Curves

Fig1. Forward Characteristics

Fig2. Power dissipation

Fig3. Transient thermal impedance

Fig4. Max Non-Repetitive Forward Surge Current

Fig5. Forward Current Derating Curve

Package Outline Information

