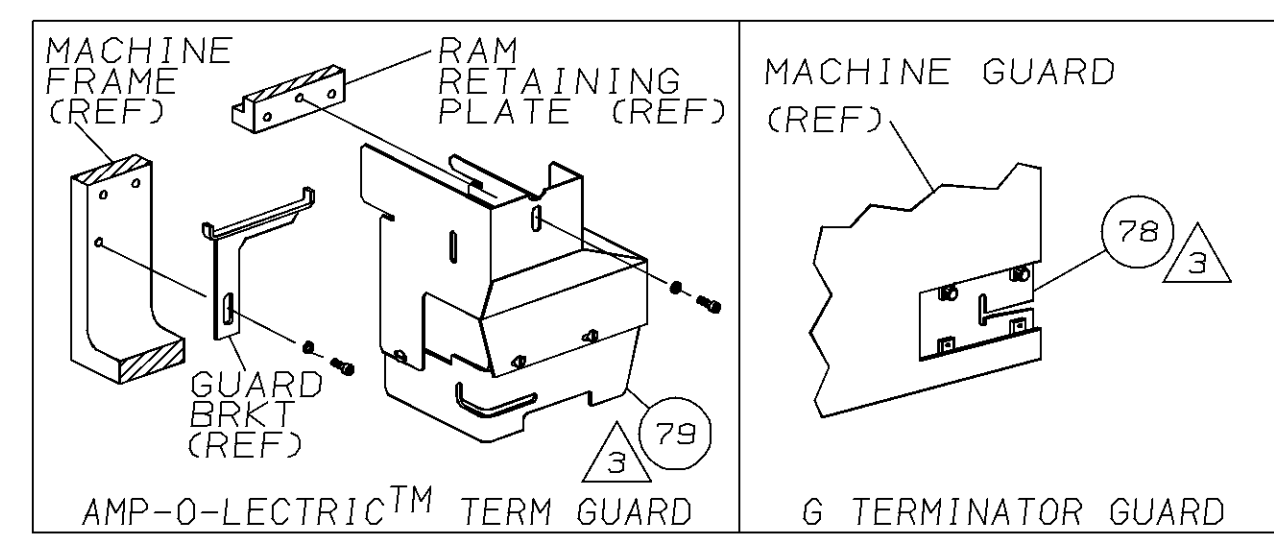


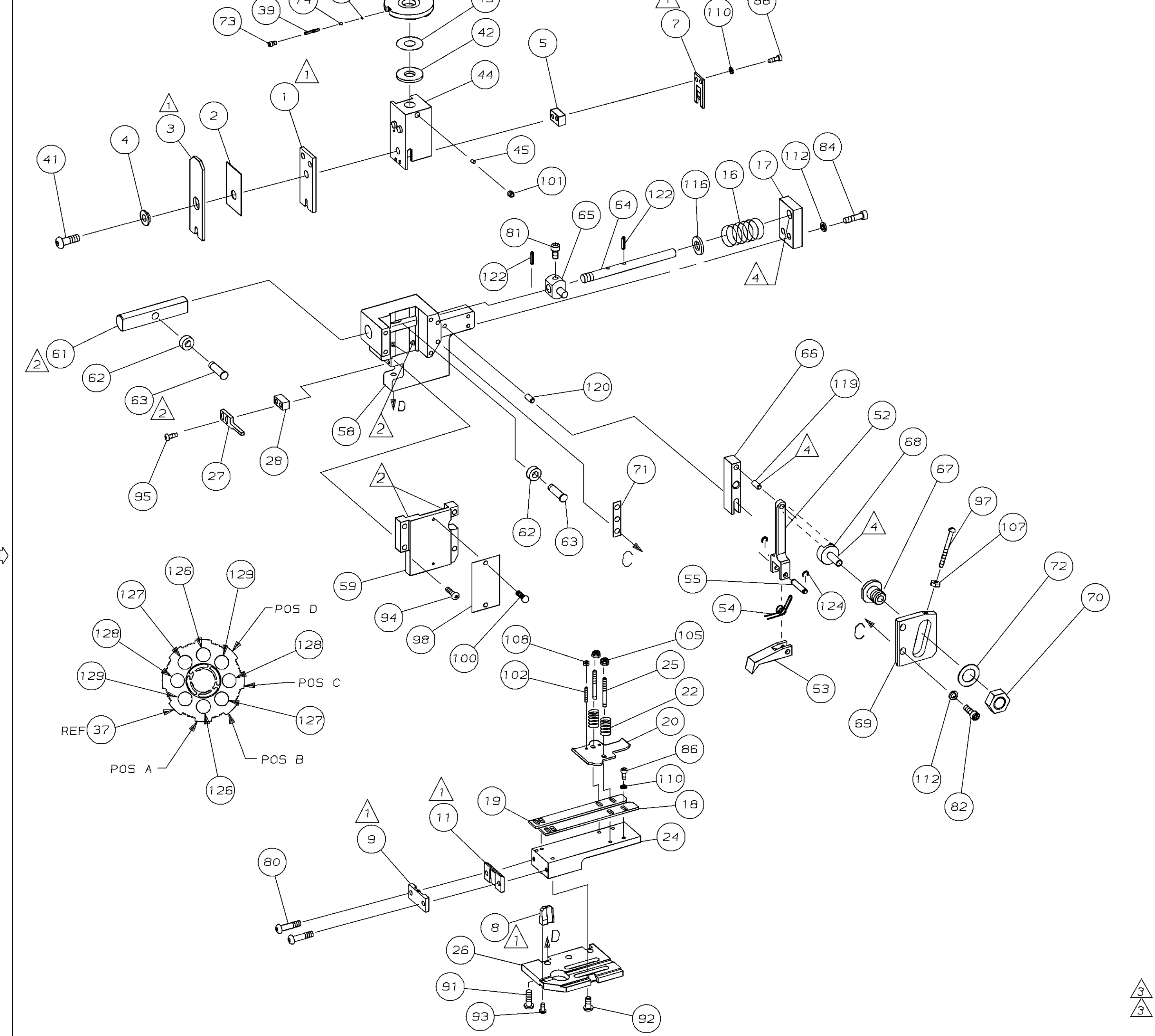
PART NUMBER	REV	FIRST USED
680205-1	A	122500-1
680205-2	A	565435-5
680205-3	A	354500-1



TERMINAL NAME: RING TONGUE					
735097					
PAD LTR		CRIMP HEIGHT		WIRE SIZE	
A	.042 ±.002	[1.07 ±0.05mm]	0.2mm ²		
B	.044 ±.002	[1.12 ±0.05mm]	0.25mm ² or 0.3mm ²		
C	.046 ±.002	[1.14 ±0.05mm]	0.4mm ²		
D	.048 ±.002	[1.22 ±0.05mm]	0.5mm ²		
CRIMP	SIZE	TYPE	RANGE		
WIRE	.070	[1.78mm]	F	0.2mm ² -0.5mm ²	
INSUL	.100	[2.54mm]	F	1mm-1.9mm	
WIRE STRIP LENGTH	TERM APPL SPEC	FEED	APPL INSTRUCTION	SET UP GAGE	LAYOUT
-	114-2084	.465	408-8039	458638-1	11681

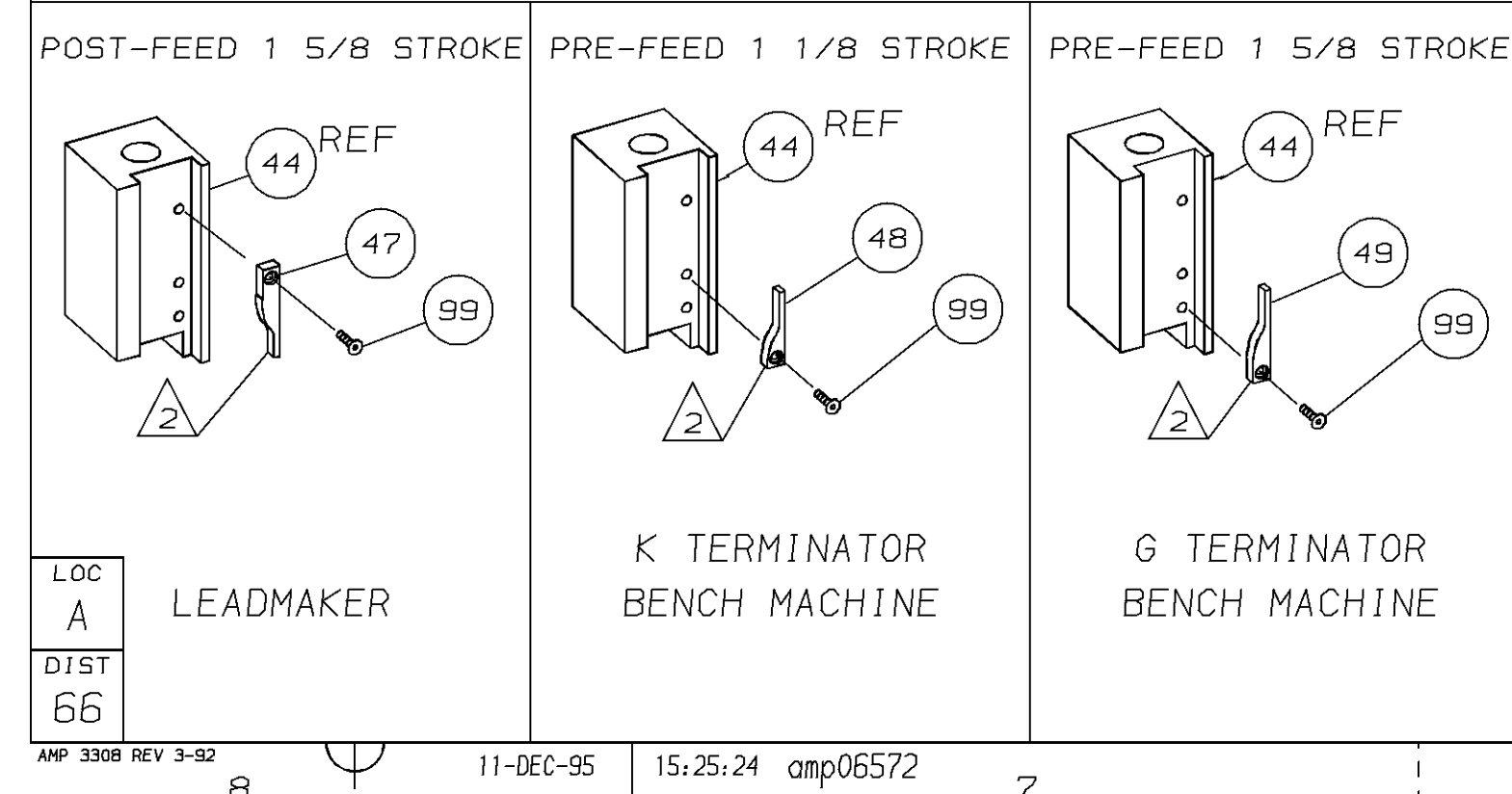
-1	LEADMAKER	MECH POST FEED	
-2	BENCH MODEL K	MECH PRE FEED	
-3	BENCH MODEL G	MECH PRE FEED	
REF	REF	REF	- A 22594-8 NUT, HEX 70
REF	REF	REF	- B 240628-1 PLATE, ADJ 69
REF	REF	REF	- B 240626-1 SHAFT, PIVOT 68
REF	REF	REF	- B 240633-1 BUSHING 67
REF	REF	REF	- A 455680-1 LEVER, INTERMEDIATE 66
REF	REF	REF	- B 240629-1 BLOCK, PIVOT 65
REF	REF	REF	- A 240632-2 SCR, ADJ 64
REF	REF	REF	- B 240659-3 PIN, CAM ROLLER 63
REF	REF	REF	- B 240658-1 CAM, ROLLER 62
REF	REF	REF	- B 454398-1 ROD, FEED 61

THIS DRAWING IS A CONTROLLED DOCUMENT FOR AMP INCORPORATED. IT IS SUBJECT TO CHANGE AND THE CONTROLLING ENGINEERING ORGANIZATION SHOULD BE CONTACTED FOR THE LATEST REVISION.



2	2	2	-	C	2-354779-9	PIN, WIRE DISC (.3135)D	129
2	2	2	-	C	3-354779-4	PIN, WIRE DISC (.3160)C	128
2	2	2	-	C	3-354779-8	PIN, WIRE DISC (.3180)B	127
2	2	2	-	C	4-354779-3	PIN, WIRE DISC (.3205)A	126
1	1	1	-	A	986950-1	WASHER, FLAT PRECISION	125
REF	REF	REF	-	A	21045-3	RING, RET "C" (Ø.187)FD PIN	124
							123
REF	REF	REF	-	A	5-21028-1	PIN, STD SPRING (Ø.12)FD ADJ ROD	122
							121
REF	REF	REF	-	A	1-21030-7	PIN, DOWEL (Ø.187x1.50)HSG	120
REF	REF	REF	-	A	1-21030-1	PIN, DOWEL (Ø.187x.50)LEVER	119
							118
							117
REF	REF	REF	-	A	21899-4	WASHER, FLAT (Ø5/16) SCR ADJ	116
							115
							114
							113
REF	REF	REF	-	A	21024-5	WASHER, LOCK (NO.10)FD ROD GDE	112
							111
7	7	7	-	A	21024-4	WASHER, LOCK (NO.8)SHEAR BL	110
							109
2	2	2	-	A	21018-4	NUT, HEX (4-40)DRAG	108
REF	REF	REF	-	A	21018-5	NUT, HEX (6-32)FD ADJ PL	107
							106
2	2	2	-	A	21022-2	NUT, HEX SL (8-32)DRAG STUD	105
							104
							103
2	2	2	-	A	2-21006-6	SCR, SKT SET (4-40x.62)DRAG	102
1	1	1	-	A	21009-2	SCR, SKT SET (1/4-20x.25)RAM	101
2	2	2	-	A	21017-2	SCR, DRIVE (#2x.19) ID PLATE	100
1	1	1	-	A	1-21002-7	SCR, BHC (6-32x.38) CAM	99
1	1	1	-	B	461264-1	PLATE, IDENTIFICATION	98
REF	REF	REF	-	A	6-23715-5	SCR, PAN HD (6-32x1.50)FEED ADJ	97
							96
2	2	2	-	A	2-21002-2	SCR, BHC (8-32x.50)STRIPPER	95
REF	REF	REF	-	A	2-21002-9	SCR, BHC (10-32x.75)HSG CAP	94
1	1	1	-	A	22733-8	SCR, BHC (8-32x.38 LW)ANVIL	93
4	4	4	-	A	3-21002-3	SCR, BHC (1/4-20x.50)ST 6D PL	92
REF	REF	REF	-	A	2-22733-8	SCR, BHC (1/4-20x.62)BASE PL	91
							90
							89
							88
							87
6	6	6	-	A	2-21000-5	SCR, SHC (8-32x.25)STRIP GUIDE	86
							85
REF	REF	REF	-	A	3-21000-7	SCR, SHC (10-32x.75)FEED ROD GDE	84
							83
REF	REF	REF	-	A	3-21000-6	SCR, SHC (10-32x.62)FEED ADJ PL	82
REF	REF	REF	-	A	3-21000-4	SCR, SHC (10-32x.38)PIVOT BLOCK	81
2	2	2	-	A	3-21002-0	SCR, BHC (10-32x.88)SHEAR PL	80
-	REF	-	-	A	455745-1	GUARD, WINDOW	79
REF	-	-	-	A	679532-1	INSERT, GUARD	78
							77
							76
							75
1	1	1	-	A	690603-1	SPRING, ASSIST	74
1	1	1	-	A	23030-1	SCR, SKT CAP (6-32x.25)CP DSC	73
REF	REF	REF	-	A	458109-1	WASHER, FLAT (SPECIAL)	72
REF	REF	REF	-	A	690517-1	SPACER	71
-3	-2	-1	U/M	DWG SIZE	PART NO	DESCRIPTION	ITEM NO
QTY	REQD	PER	ASSY			PARTS LIST	

							60
REF	REF	REF	-	C	454220-1	CAP, RAM	59
REF	REF	REF	-	D	453736-1	HOUSING	58
							57
							56
REF	REF	REF	-	B	240624-1	PIN, FEED FINGER	55
REF	REF	REF	-	B	691499-1	SPRING, FEED FINGER	54
REF	REF	REF	-	B	240635-1	FINGER, FEED	53
REF	REF	REF	-	B	240634-1	LEVER, TERMINAL	52
							51
							50
1	-	-	-	B	690602-6	CAM, PRE-FEED 1 5/8 ST	49
-	1	-	-	B	690602-5	CAM, PRE-FEED 1 1/8 ST	48
-	-	1	-	B	690501-4	CAM, POST-FEED 1 5/8 ST	47
							46
1	1	1	-	A	690191-1	PLUG, NYLON	45
1	1	1	-	C	455674-2	RAM	44
1	1	1	-	A	690125-1	WASHER, LAMINATED	43
1	1	1	-	A	690124-1	WASHER, RAM	42
1	1	1	-	A	7-21002-9	BOLT, CRIMPER (5/16-24x1.00)	41
1	1	1	-	A	23241-6	BALL, STEEL	40
1	1	1	-	A	690170-1	SPRING, COMPRESSION	39
1	1	1	-	C	690142-1	DISC, INSULATION	38
1	1	1	-	D	354777-1	WIRE DISC, PLASTIC	37
1	1	1	-	A	22480-5	WASHER, SPRING	36
1	1	1	-	B	690212-1	POST, RAM	35
							34
							33
1	1	1	-	D	458980-1	APPLICATOR, BASIC (SUB ASSY)	32
							31
							30
							29
1	1	1	-	B	3-690451-2	SPACER, STRIPPER	28
1	1	1	-	A	240639-1	STRIPPER	27
REF	REF	REF	-	C	455676-1	PLATE, BASE	26
2	2	2	-	A	22354-8	DRAG, STUD	25
1	1	1	-	B	455678-1	PLATE, STRIP GUIDE	24
							23
2	2	2	-	A	4-22281-1	SPRING, DRAG	22
							21
1	1	1	-	A	454177-1	DRAG, STOCK	20
1	1	1	-	B	458030-2	GUIDE, STRIP (REAR)	19
1	1	1	-	C	458031-2	GUIDE, STRIP (FRONT)	18
REF	REF	REF	-	A	454178-1	GUIDE, FEED ROD	17
REF	REF	REF	-	A	4-22284-9	SPRING, FEED RETURN	16
							15
							14
							13
							12
1	1	1	-	B	240644-1	PLATE, REAR SHEAR	11
							10
1	1	1	-	B	2-690482-5	PLATE, FRONT SHEAR	9
1	1	1	-	D	4-461295-4	ANVIL	8
1	1	1	-	B	690474-2	BLADE, SLUG	7
							6
1	1	1	-	C	5-240641-8	SPACER, SLUG BLADE	5
1	1	1	-	B	1-238009-7	SPACER, BLOCK CRIMPER	4
1	1	1	-	C	3-683453-0	CRIMPER, INSULATION	3
1	1	1	-	B	455888-4	SPACER, CRIMPER	2
1	1	1	-	C	456404-1	CRIMPER, WIRE	1
-3	-2	-1	U/M	DWG SIZE	PART NO	DESCRIPTION	ITEM NO
QTY	REQD	PER	ASSY			PARTS LIST	



- 1 RECOMMENDED SPARE PARTS.
- 2 GREASE LIGHTLY.
- 3 GUARD MUST BE IN PLACE WHEN OPERATING APPLICATOR IN A BENCH MACHINE.
- 4 LUBRICATE DAILY USING NO. 20 MACHINE OIL.
- 5. ITEMS WITH QTY OF REF SPECIFIED (EXCEPT ITEMS 78 AND 79) ARE USED ON ITEM 32.

LOC A LEADMAKER

DIST 66

AMP 3308 REV 3-92

K TERMINATOR BENCH MACHINE

11-DEC-95 15:25:24 amp06572

G TERMINATOR BENCH MACHINE

680205

D

C

B

A

A

1