

THIS DRAWING IS UNPUBLISHED. RELEASED FOR PUBLICATION
 © COPYRIGHT - By - ALL RIGHTS RESERVED.

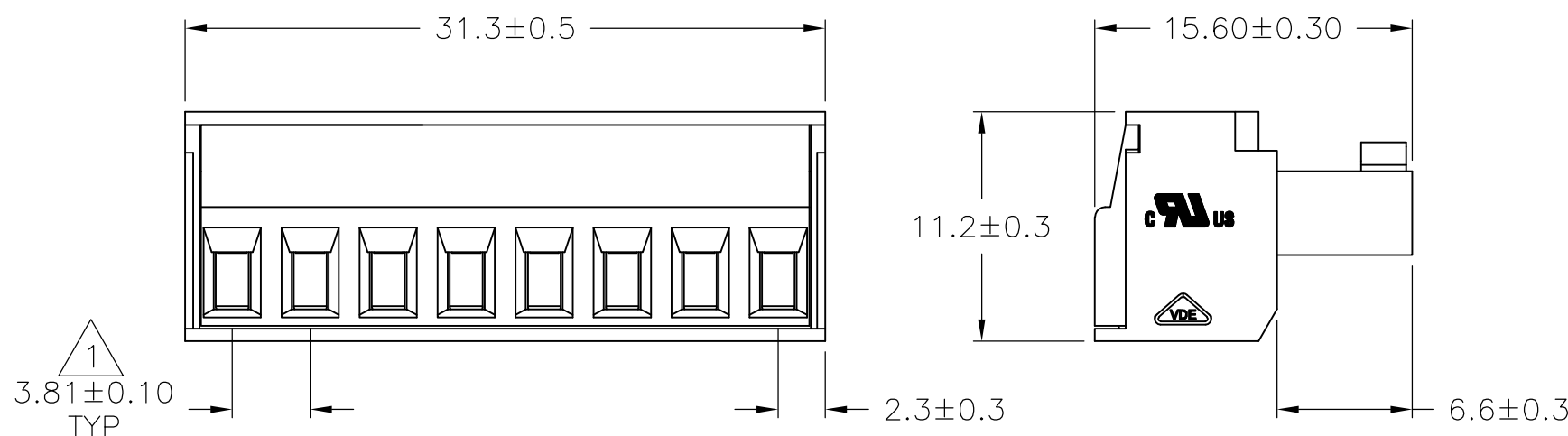
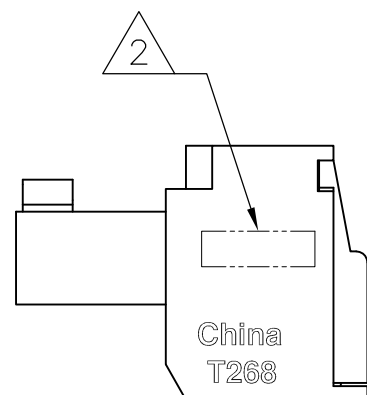
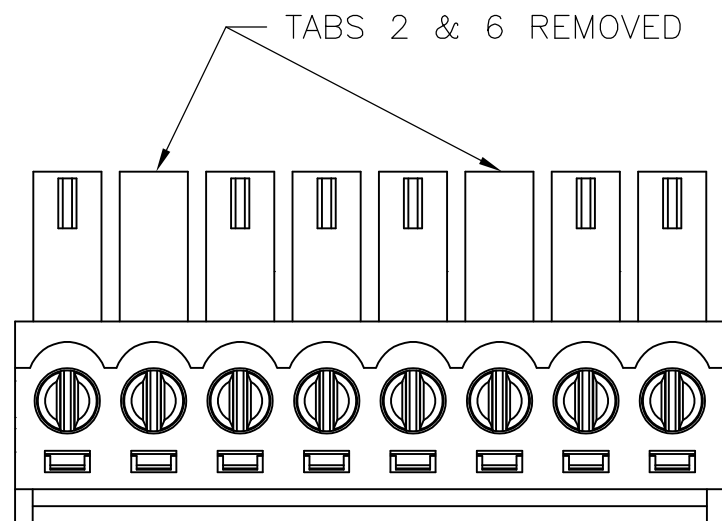
LOC	DIST	REVISIONS			
P	LTR	DESCRIPTION	DATE	DWN	APVD
FT	0	A3	REVISED PER ECO-11-016150	09AUG11	HMR MS

MATERIALS:
 HOUSING: POLYAMIDE 66, UL94V-0, GREEN.
 CONTACT: PHOSPHOR BRZ, TIN PLATED.
 CAGE CLAMP: BRASS, NICKEL PLATED.
 SCREW: STEEL, NICKEL PLATED.

ELECTRICAL:
 CURRENT RATING: 10A, 300V.
 INSULATION WITHSTANDS: 2000VAC MIN.
 INSULATION RESISTANCE: 2000Mohm, 500VDC
 WIRE STRIP LENGTH: 6.5mm
 WIRE RANGE: 16-26 AWG.
 SCREW TORQUE: 2.5 IN-LB

OPERATING TEMP.: -40°C TO +105°C.

- ① NON CUMULATIVE.
- ② TE LOGO LOCATED APPROXIMATE AREA SHOWN.



8	1776554-8
POSN	PART NUMBER

THIS DRAWING IS A CONTROLLED DOCUMENT.		DWN	S SCHLEGEL	06DEC2005	STE TE Connectivity	
DIMENSIONS: mm		CHK	C RICHARD	12/6/05		
TOLERANCES UNLESS OTHERWISE SPECIFIED:		APVD	C RICHARD	12/6/05	NAME	
0 PLC ± -		PRODUCT SPEC			R/A PLUG, 3.81mm, KEYED	
1 PLC ± 0.3		APPLICATION SPEC			SIZE	
2 PLC ± 0.25		WEIGHT			CAGE CODE	
3 PLC ± -		CUSTOMER DRAWING			DRAWING NO	
4 PLC ± -		SCALE			RESTRICTED TO	
ANGLES ± -		NTS			1 OF 1	
FINISH		SHEET			REV	
-		A3			A3	