

## High Current Connectors - UHV240-KH/AS - 2130143

Please be informed that the data shown in this PDF Document is generated from our Online Catalog. Please find the complete data in the user's documentation. Our General Terms of Use for Downloads are valid (<http://download.phoenixcontact.com>)



Universal terminal block with mixed connection, cross section: 70 - 240 mm<sup>2</sup>, width: 53 mm, color: gray


The illustration shows a combination of versions UHV 240-AS/AS, UHV 240-KH/AS and UHV 240-KH/KH

### Product Features

- ✓ The UHV ... high-current connectors are available in several versions
- ✓ Versions are available with a cable lug or direct connection and there is a mixed version of both connection methods
- ✓ The comprehensive range of accessories, such as the connection rail for cross connection, ensures safe and user-friendly wiring of conductors up to 240 mm<sup>2</sup>



### Key commercial data

Packing unit	1 1
GTIN	 4 017918 052928
Weight per Piece (excluding packing)	549.35 GRM
Custom tariff number	85369010
Country of origin	India

### Technical data

#### General

Number of levels	1
Number of connections	2
Color	gray
Insulating material	PA-F
Inflammability class according to UL 94	HB
Rated surge voltage	8 kV

# High Current Connectors - UHV240-KH/AS - 2130143

## Technical data

### General

Pollution degree	3
Surge voltage category	III
Insulating material group	II
Connection in acc. with standard	IEC 60947-7-1
Nominal current $I_N$	415 A
Nominal voltage $U_N$	1000 V
Open side panel	nein

### Dimensions

Length	126.5 mm
Width	53 mm
Height NS 35/15	105.5 mm

### Connection data

Conductor cross section solid min.	70 mm <sup>2</sup>
Conductor cross section solid max.	240 mm <sup>2</sup>
Conductor cross section stranded min.	70 mm <sup>2</sup>
Conductor cross section stranded max.	240 mm <sup>2</sup>
Conductor cross section AWG/kcmil min.	2/0
Conductor cross section AWG/kcmil max	500 kcmil
Conductor cross section stranded, with ferrule without plastic sleeve min.	70 mm <sup>2</sup>
Conductor cross section stranded, with ferrule without plastic sleeve max.	180 mm <sup>2</sup>
Conductor cross section stranded, with ferrule with plastic sleeve min.	70 mm <sup>2</sup>
Conductor cross section stranded, with ferrule with plastic sleeve max.	185 mm <sup>2</sup>
2 conductors with same cross section, solid min.	35 mm <sup>2</sup>
2 conductors with same cross section, solid max.	95 mm <sup>2</sup>
2 conductors with same cross section, stranded min.	50 mm <sup>2</sup>
2 conductors with same cross section, stranded max.	95 mm <sup>2</sup>
2 conductors with same cross section, stranded, ferrules without plastic sleeve, min.	35 mm <sup>2</sup>
2 conductors with same cross section, stranded, ferrules without plastic sleeve, max.	50 mm <sup>2</sup>
Stripping length	34 mm
Screw thread	M10
Tightening torque, min	25 Nm
Tightening torque max	30 Nm
Connection method	Bolt connection
Connection in acc. with standard	DIN 46,235
Min. cross section	50 mm <sup>2</sup>

## High Current Connectors - UHV240-KH/AS - 2130143

### Technical data

#### Connection data

Max. cross section	185 mm <sup>2</sup>
Hole diameter	17 mm
Bolt diameter	16 mm
Bolt thread	M16
Tightening torque, min	30 Nm
Tightening torque max	35 Nm
Connection in acc. with standard	DIN 46 234
Min. cross section	25 mm <sup>2</sup>
Max. cross section	240 mm <sup>2</sup>
Hole diameter	17 mm
Bolt diameter	16 mm
Bolt thread	M16
Tightening torque, min	30 Nm
Tightening torque max	35 Nm
Power rail	40 mm x 5 mm

### Classifications

#### eCl@ss

eCl@ss 4.0	27141120
eCl@ss 4.1	27141120
eCl@ss 5.0	27141120
eCl@ss 5.1	27141120
eCl@ss 6.0	27141120
eCl@ss 7.0	27141120
eCl@ss 8.0	27141120

#### ETIM

ETIM 2.0	EC000897
ETIM 3.0	EC000897
ETIM 4.0	EC000897
ETIM 5.0	EC000897

#### UNSPSC

UNSPSC 6.01	30211811
UNSPSC 7.0901	39121410
UNSPSC 11	39121410
UNSPSC 12.01	39121410

# High Current Connectors - UHV240-KH/AS - 2130143

## Classifications

### UNSPSC

UNSPSC 13.2	39121410
-------------	----------

## Approvals

### Approvals

#### Approvals

CSA / UL Recognized / GOST / PRS / GOST

#### Ex Approvals

#### Approvals submitted

## Approval details

CSA	
mm <sup>2</sup> /AWG/kcmil	500
Nominal current I <sub>N</sub>	400 A
Nominal voltage U <sub>N</sub>	600 V

UL Recognized	
mm <sup>2</sup> /AWG/kcmil	500
Nominal current I <sub>N</sub>	380 A
Nominal voltage U <sub>N</sub>	600 V

GOST	
------	--

PRS	
-----	--

## High Current Connectors - UHV240-KH/AS - 2130143

### Approvals



### Accessories

#### Accessories

#### Bridge

Connection rail - UHV240-VS 3 - 2130680



Connection rail, Color: silver

Connection rail - UHV240-VS 2 - 2130677



Connection rail, Color: silver

#### Cover

Covering hood - UHV240-AH - 2130473



Covering hood, Width: 49.8 mm, Height: 77 mm, Color: gray

#### End block

End clamp - E/AL-NS 32 - 1201659



End clamp, for end support of UKH 50 - UKH 240, is pushed onto DIN rail NS 32 and fixed with 2 screws, width: 10 mm, color: Aluminum

## High Current Connectors - UHV240-KH/AS - 2130143

### Accessories

---

End clamp - E/AL-NS 35 - 1201662



End clamp, for end support of UKH 50 to UKH 240, is pushed onto DIN rail NS 35 and fixed with 2 screws, width: 10 mm, color: aluminum

---

### Flange

End clamp - UHV -E - 2130428



End clamp, Width: 5.2 mm, Color: gray

---

### Labeled terminal marker

Zack marker strip - ZB 10 CUS - 0824941



Zack marker strip, Can be ordered: Strip, white, Labeled according to customer specifications, Mounting type: Snap into tall marker groove, For terminal block width: 10.2 mm, Lettering field: 10.15 x 10.5 mm

---

Marker for terminal blocks - UC-TM 10 CUS - 0824605



Marker for terminal blocks, Can be ordered: By sheet, white, Labeled according to customer specifications, Mounting type: Snap into tall marker groove, For terminal block width: 10.2 mm, Lettering field: 9.6 x 10.5 mm

---

## High Current Connectors - UHV240-KH/AS - 2130143

### Accessories

Marker for terminal blocks - UCT-TM 10 CUS - 0829623



Marker for terminal blocks, Can be ordered: By sheet, white, Labeled according to customer specifications, Mounting type: Snap into tall marker groove, For terminal block width: 10.2 mm, Lettering field: 8.9 x 9.6 mm

---

### Mounting material

Insertion profile - UKH 150/240 EP - 3009244



Insertion profile, Color: silver

---

### Mounting rail

DIN rail - NS 32 PERF 2000MM - 1201002



G-profile DIN rail, material: Steel, perforated, height 15 mm, width 32 mm, length 2 m

---

DIN rail - NS 32 UNPERF 2000MM - 1201015



G-profile DIN rail, material: Steel, unperforated, height 15 mm, width 32 mm, length 2 m

---

### Partition plate

## High Current Connectors - UHV240-KH/AS - 2130143

### Accessories

Separating plate - UHV -TP2 - 2130415



Separating plate, Width: 2 mm, Height: 67.5 mm, Color: gray

---

### Socket spanner

Tool - VDE-ISS 8 - 1201947



Allen wrench, fully insulated, safety tool in accordance with EN 60900, length: 150 mm, handle width: 110 mm, for all terminal blocks with 10 mm Allen screw

---

### Terminal marking

Marker cards - SBS10:UNBEDRUCKT - 1007248



Marker cards, Card, white, Unlabeled, Can be labeled with: Plotter, Perforated, Mounting type: Snap into tall marker groove, Snap into flat marker groove, For terminal block width: 10 mm, Lettering field: 6 x 10.1 mm

---

Zack marker strip - ZB 10:UNBEDRUCKT - 1053001



Zack marker strip, Strip, white, Unlabeled, Can be labeled with: Plotter, Mounting type: Snap into tall marker groove, For terminal block width: 10.2 mm, Lettering field: 10.5 x 10.15 mm

---

Marker for terminal blocks - UC-TM 10 - 0818069



Marker for terminal blocks, Sheet, white, Unlabeled, Can be labeled with: BLUEMARK CLED, BLUEMARK LED, Plotter, Mounting type: Snap into tall marker groove, For terminal block width: 10.2 mm, Lettering field: 9.6 x 10.5 mm



# High Current Connectors - UHV240-KH/AS - 2130143

## Accessories

Marker for terminal blocks - UCT-TM 10 - 0829142



Marker for terminal blocks, Sheet, white, Unlabeled, Can be labeled with: THERMOMARK CARD PLUS, THERMOMARK CARD, BLUEMARK CLED, BLUEMARK LED, Mounting type: Snap into tall marker groove, For terminal block width: 10.2 mm, Lettering field: 8.9 x 9.6 mm

## Drawings

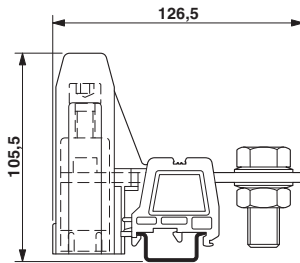
Pictogram



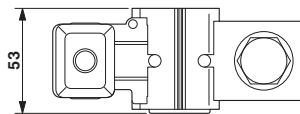
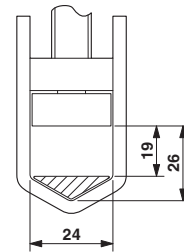
Circuit diagram



Dimensioned drawing

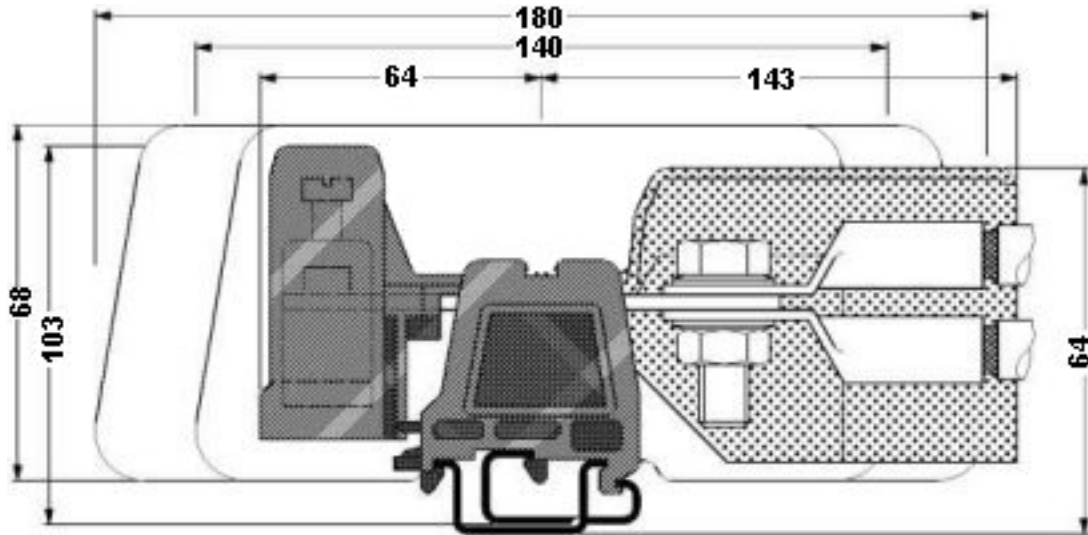


Dimensioned drawing

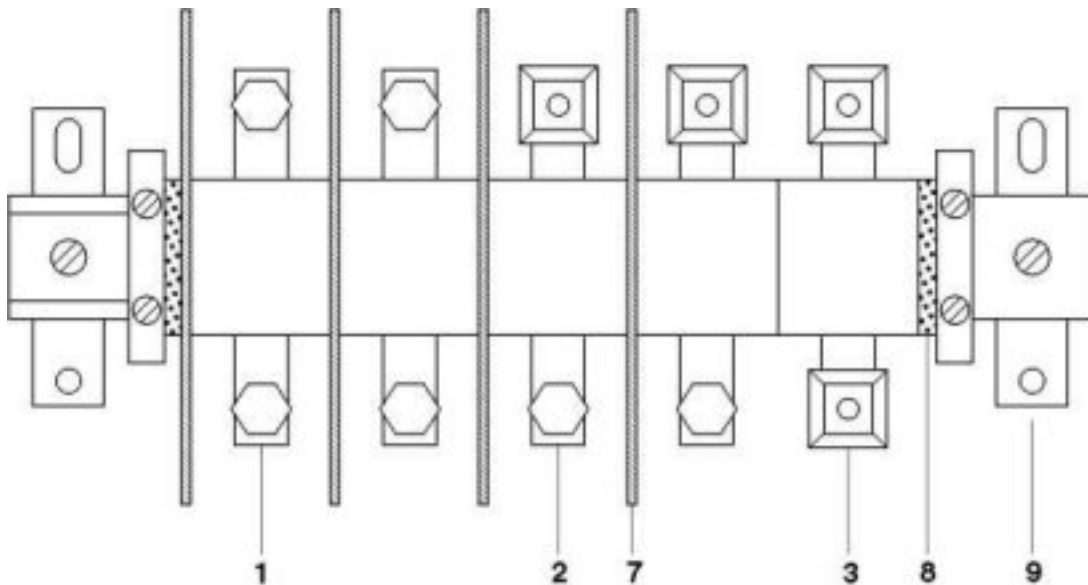


## High Current Connectors - UHV240-KH/AS - 2130143

Dimensioned drawing



Circuit diagram



- 1 = high current connector, AS screw set on both sides
- 2 = high current connector, terminal sleeve KH on one side, screw set AS on the other side
- 3 = high current connector, terminal sleeves KH on both sides, for direct cable connection
- 7 = separating plate
- 8 = end piece
- 9 = flat bracket