

THIS DRAWING IS UNPUBLISHED. RELEASED FOR PUBLICATION
 © COPYRIGHT BY TYCO ELECTRONICS CORPORATION. ALL RIGHTS RESERVED.

LOC		DIST		REVISIONS			
P	LTR	DESCRIPTION	DATE	DWN	APVD		
AF	50	E1	REVISED PER ECR 05-008133	19AUG05	JR	KR	

1. SPECIFICATIONS:

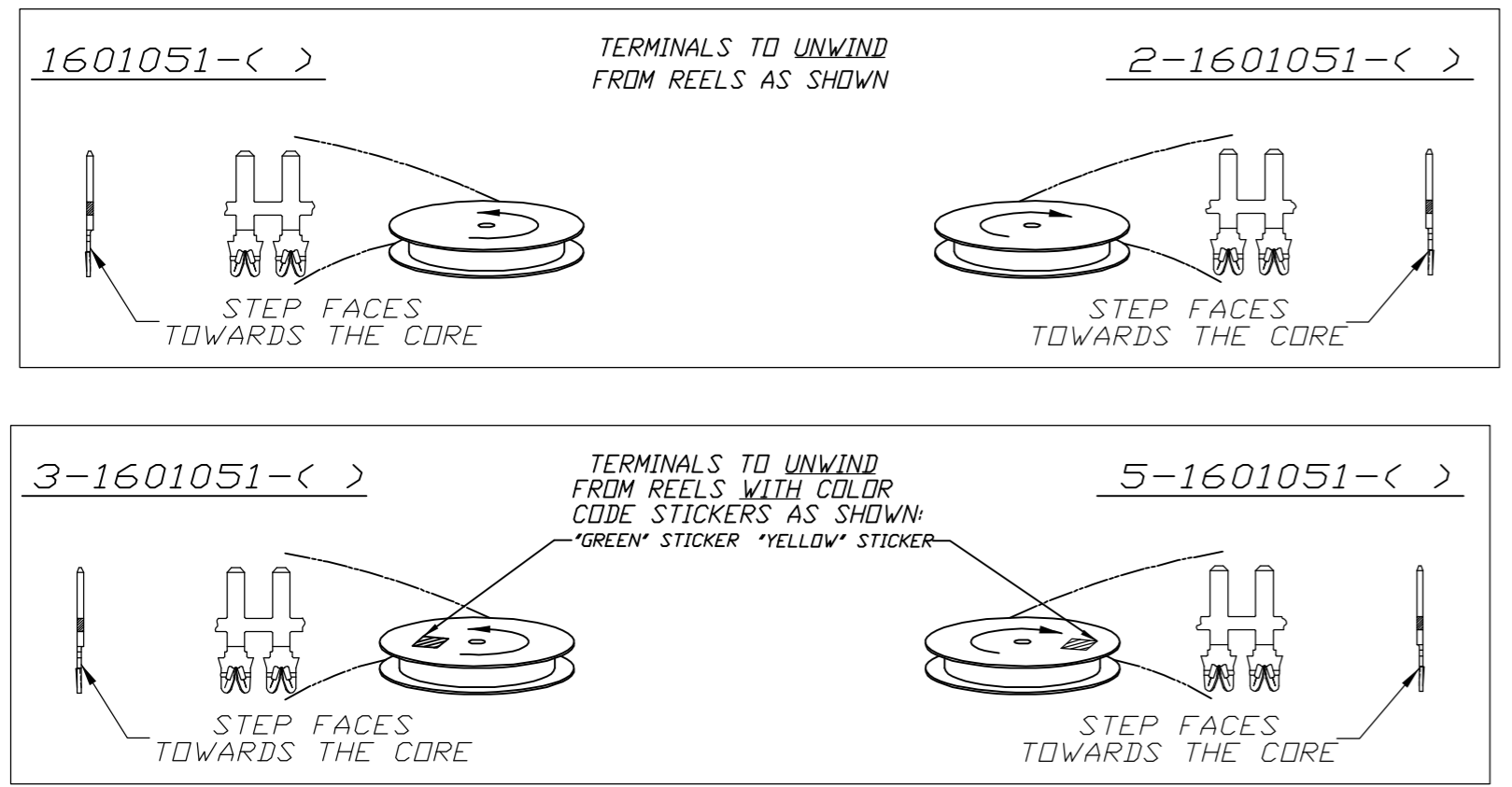
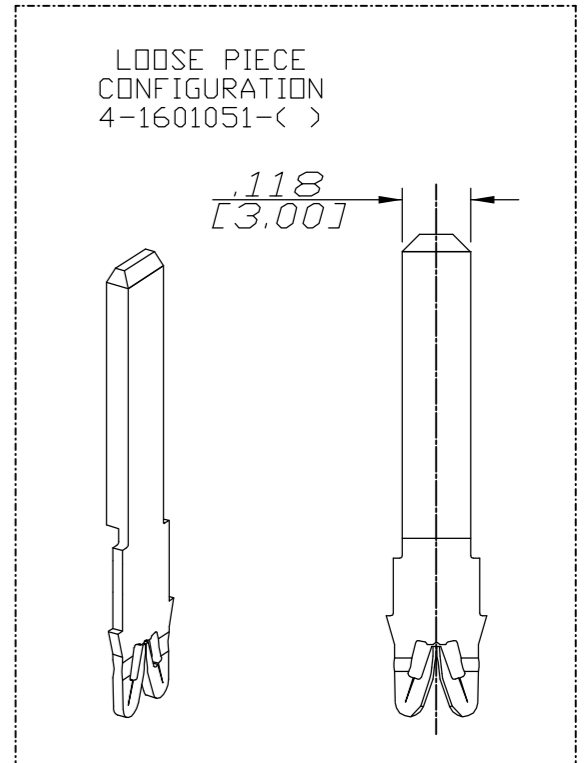
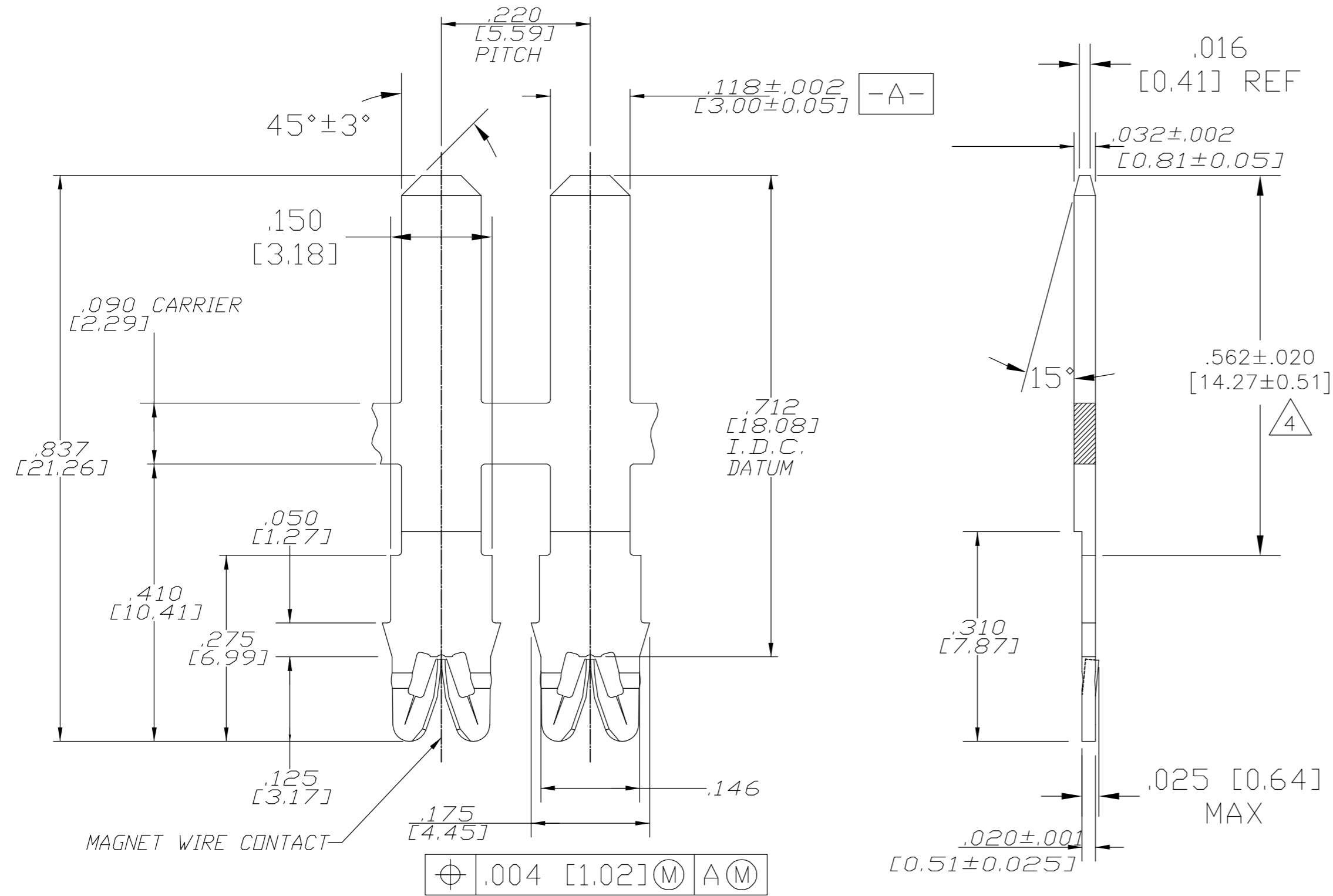
MAGNET WIRE #18 - #34 AWG,
 .040"(.02mm)-.006"(.016mm) DIA. COPPER
 OTHER SIZES MAY BE ACCOMMODATED,
 CONSULT TYCO ELECTRONICS FOR APPROVAL.

2. POCKET RECOMMENDATION:

#1601425
 PRELIMINARY - NOT FOR PRODUCTION.

4 SELECTIVE PLATE THIS AREA:

.000030 [0.00076] MIN GOLD PLATE OVER
 .000050 [0.00127] MIN NICKEL UNDERPLATE
 OVER ENTIRE TERMINAL.



FINISH	REFERENCE PART NUMBER	TYCO PART NUMBER
Pre-Tin Plate over Copper Underplate	-	2-1601051-2
4	-	3 1601051-3
UNPLATED	-	3 1601051-1
Pre-Tin Plate over Copper Underplate	-	3 5-1601051-2
Pre-Tin Plate over Copper Underplate	-	3 3-1601051-2
Pre-Tin Plate over Copper Underplate	031-113-014	4-1601051-2
Pre-Tin Plate over Copper Underplate	131-113-014	1601051-2
FINISH		TYCO PART NUMBER
THIS DRAWING IS A CONTROLLED DOCUMENT.		NAME
DIMENSIONS: INCHES	TOLERANCES UNLESS OTHERWISE SPECIFIED:	0 PLC ± -
		1 PLC ± -
		2 PLC ± .01[0.25]
		3 PLC ± .005[0.13]
		4 PLC ± -
		ANGLES ± 2°
MATERIAL: BRASS, 3/4 HARD	FINISH: SEE TABLE	FINISH
DWN J.WELLER 11JAN2002		APVD K.RANDOLPH 11JAN2002
CHK M.FEHER 11JAN2002		PRODUCT SPEC 108-2085
APPLICATION SPEC 408-8629		WEIGHT -
CUSTOMER DRAWING		SCALE 1:1
SIZE A2		CAGE CODE 00779
DRAWING NO C=1601051		SHEET 1 OF 1
RESTRICTED TO -		REV E1