



SERIES: EMMA 15W | **DESCRIPTION:** MEDICAL AC-DC POWER SUPPLY

FEATURES

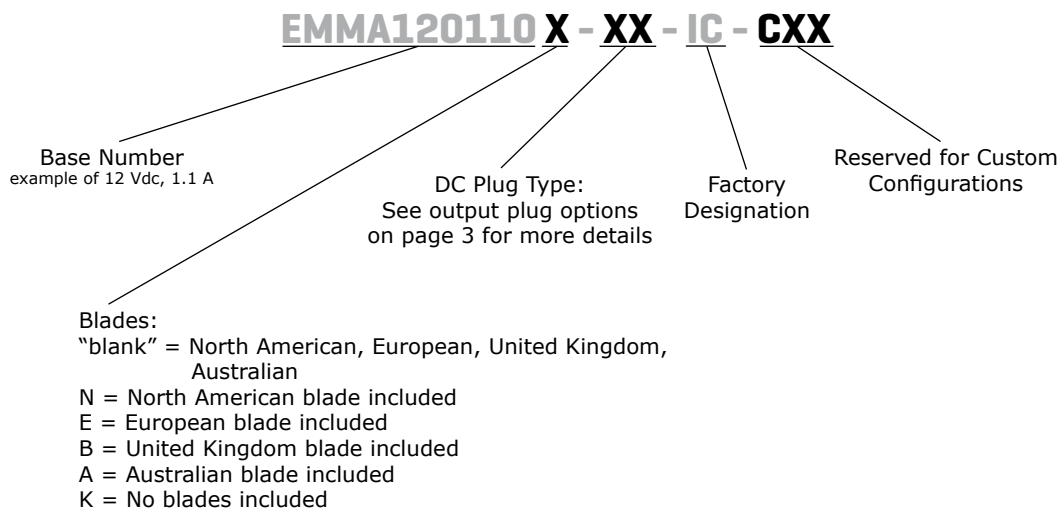
- up to 15 W power
- interchangeable AC blades
- universal input (90~264 Vac)
- single regulated output from 5~24 Vdc
- over voltage and short circuit protections
- UL/cUL, CE safety approvals
- full medical safety approvals
- level V efficiency



| MODEL | output voltage (Vdc) | output current max (A) | output power max (W) | ripple and noise ¹ max (mVp-p) | efficiency level |
|------------|-------------------------|---------------------------|-------------------------|--|------------------|
| EMMA050200 | 5 | 2 | 10 | 50 | V |
| EMMA120110 | 12 | 1.1 | 13.2 | 120 | V |
| EMMA150100 | 15 | 1.0 | 15 | 150 | V |
| EMMA240063 | 24 | 0.625 | 15 | 240 | V |

1. at full load, 100 ~ 240 Vac input, 20 MHz bandwidth oscilloscope, each output terminated with a 10 µF aluminum electrolytic and 0.1 µF ceramic capacitors.

PART NUMBER KEY



INPUT

| parameter | conditions/description | min | typ | max | units |
|---------------------------|------------------------|-----|-----|-----|-------|
| voltage | | 90 | | 264 | Vac |
| frequency | | 47 | | 63 | Hz |
| inrush current | at 240 V ac | | | 50 | A |
| no load power consumption | | | | 0.3 | W |

OUTPUT

| parameter | conditions/description | min | typ | max | units |
|------------------------------|-----------------------------------|-----|----------|-----|--------|
| line regulation ¹ | | | ±1 | | % |
| load regulation ² | 5 Vdc output all other outputs | | ±4 ±2 | | % % |
| voltage accuracy | 5 Vdc output all other outputs | | ±3 ±2 | | % % |
| hold-up time | at 115 Vac | | 10 | | ms |
| switching frequency | | | 95 | | kHz |
| temperature coefficient | | | ±0.05 | | %/°C |

Note: 1. measured from 100 ~ 240 Vac, full load
2. measured from 60% to full load and from 60 ~ 20% load (60% ±40% load)

PROTECTIONS

| parameter | conditions/description |
|--------------------------|--------------------------|
| over voltage protection | TVS component to clamp |
| short circuit protection | continuous, auto restart |

SAFETY & COMPLIANCE

| parameter | conditions/description | min | typ | max | units |
|-------------------|---|---------|-----|-------|-------|
| isolation voltage | input to output | | | 5,656 | Vdc |
| safety approvals | IEC 60601-1, EN 60601-1, UL 60601-1 | | | | |
| EMI/EMC | EN5 5011 Class B, FCC Part 15 Class B, EN 60601-1-2, EN 61000-3-(2,3) | | | | |
| leakage current | | | | 0.1 | mA |
| MTBF | as per MIL-HDBK-217F, 115 Vac, 25 °C | 200,000 | | | hours |
| RoHS | 2011/65/EU | | | | |

ENVIRONMENTAL

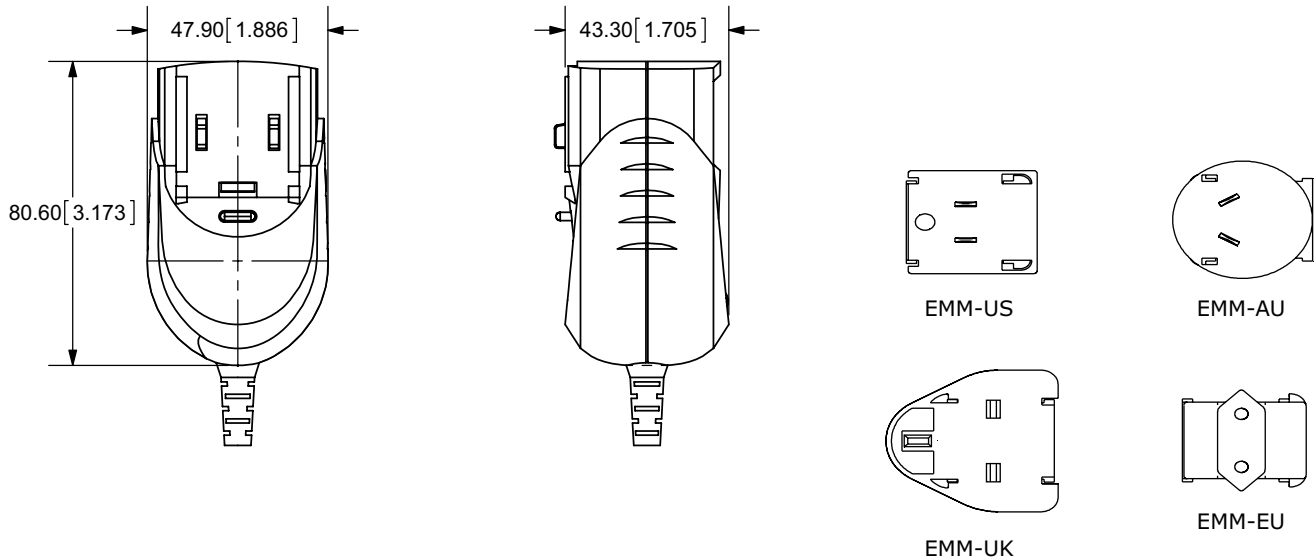
| parameter | conditions/description | min | typ | max | units |
|-----------------------|------------------------|-----|-----|-----|-------|
| operating temperature | | 0 | | 50 | °C |
| storage temperature | | -20 | | 85 | °C |
| humidity | non-condensing | | | 93 | % |

MECHANICAL

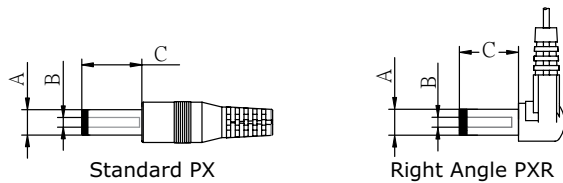
| parameter | conditions/description | min | typ | max | units |
|------------|--|-----|-----|-----|-------|
| dimensions | 80.60 x 47.90 x 43.30 (3.173 x 1.886 x 1.705 inch) | | | | mm |
| input plug | interchangeable blades (US, Europe, UK, Australia) | | | | |
| weight | | | 130 | | g |

MECHANICAL DRAWING

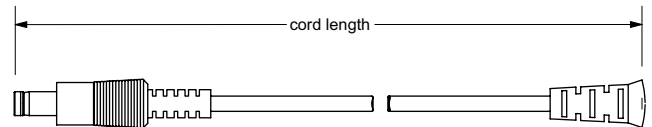
units: mm [inches]
tolerance: ±0.5[0.02]



DC OUTPUT PLUG OPTIONS / DC CORD



| | A | B | C | Unit |
|--------|-----|-----|-----|------|
| P5/P5R | 5.5 | 2.1 | 9.5 | mm |
| P6/P6R | 5.5 | 2.5 | 9.5 | mm |



| MODEL NO. | CABLE GAUGE | CORD LENGTH |
|------------|-------------|--------------|
| EMMA050200 | 18 AWG | 1,800 mm ±50 |
| EMMA120110 | 18 AWG | 1,800 mm ±50 |
| EMMA150100 | 18 AWG | 1,800 mm ±50 |
| EMMA240063 | 18 AWG | 1,800 mm ±50 |

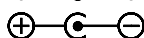
PXXX

Plug Type

Plug Angle:
"Blank" = Standard
R = Right Angle

Plug Polarity:
"Blank" = N/A
P = Center Positive

N = Center Negative



REVISION HISTORY

| rev. | description | date |
|------|-----------------------------|------------|
| 1.0 | initial release | 12/16/2011 |
| 1.01 | updated P7/P7R B dimension | 03/23/2012 |
| 1.02 | V-Infinity branding removed | 08/21/2012 |
| 1.03 | updated safety approvals | 04/29/2013 |
| 1.04 | updated datasheet | 07/17/2015 |

The revision history provided is for informational purposes only and is believed to be accurate.



CUI INC[®]

Headquarters
20050 SW 112th Ave.
Tualatin, OR 97062
800.275.4899

Fax 503.612.2383
cui.com
techsupport@cui.com

This device complies with part 15 of the FCC Rules. Operation is subject to the following two conditions:

- (1) This device may not cause harmful interference, and
- (2) this device must accept any interference received, including interference that may cause undesired operation.

CUI offers a one (1) year limited warranty. Complete warranty information is listed on our website.

CUI reserves the right to make changes to the product at any time without notice. Information provided by CUI is believed to be accurate and reliable. However, no responsibility is assumed by CUI for its use, nor for any infringements of patents or other rights of third parties which may result from its use.

CUI products are not authorized or warranted for use as critical components in equipment that requires an extremely high level of reliability. A critical component is any component of a life support device or system whose failure to perform can be reasonably expected to cause the failure of the life support device or system, or to affect its safety or effectiveness.