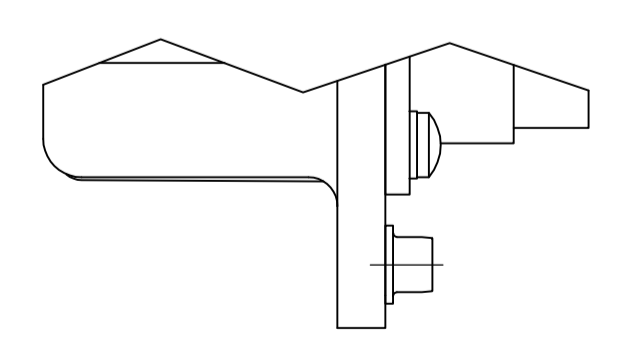
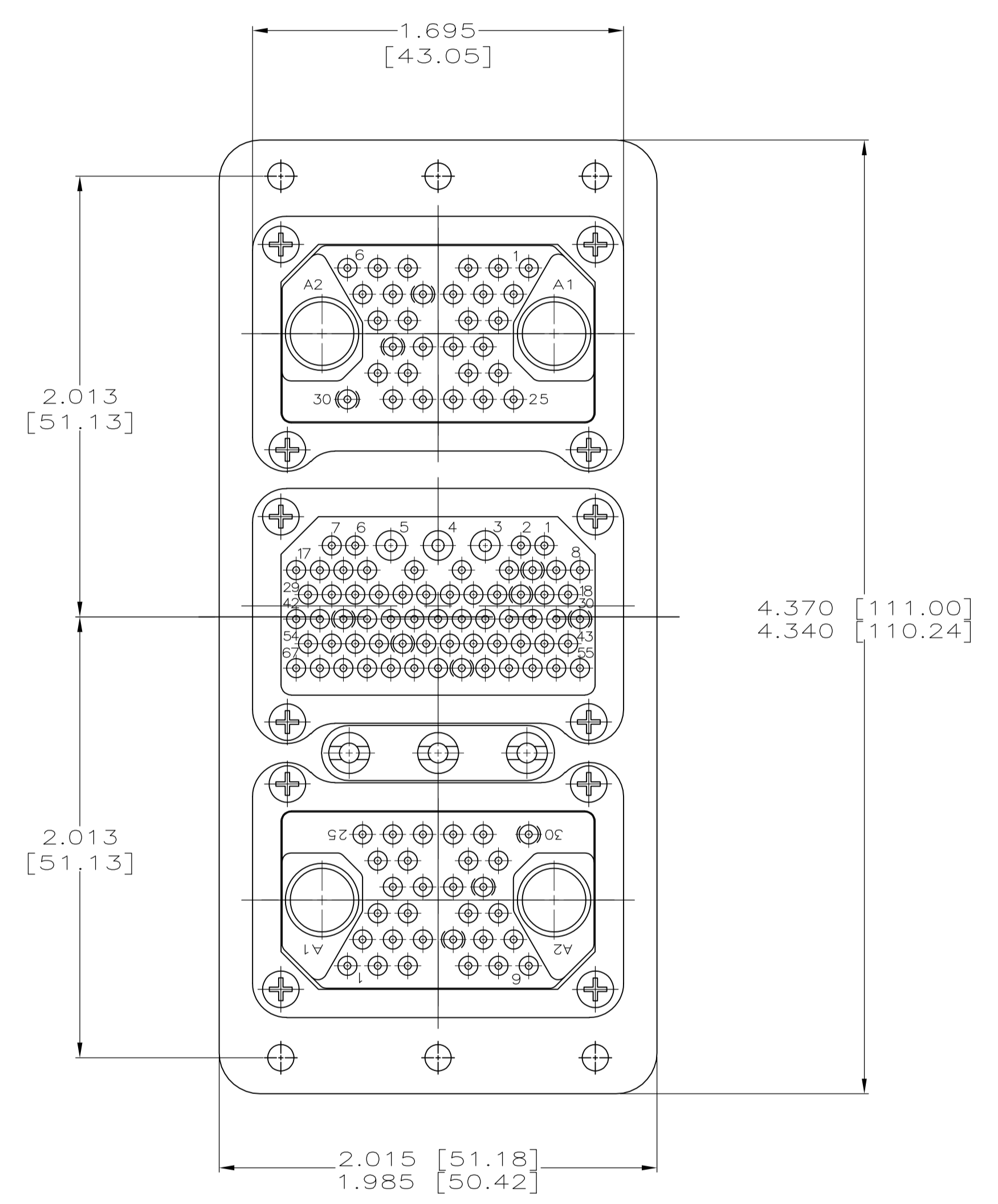
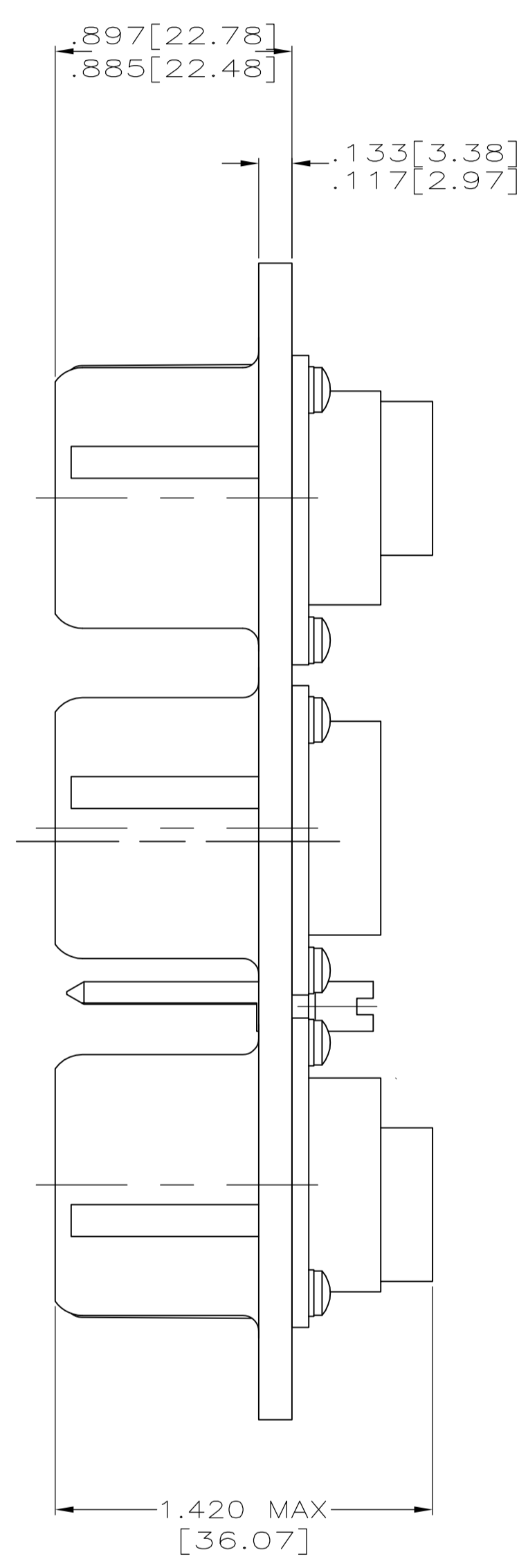
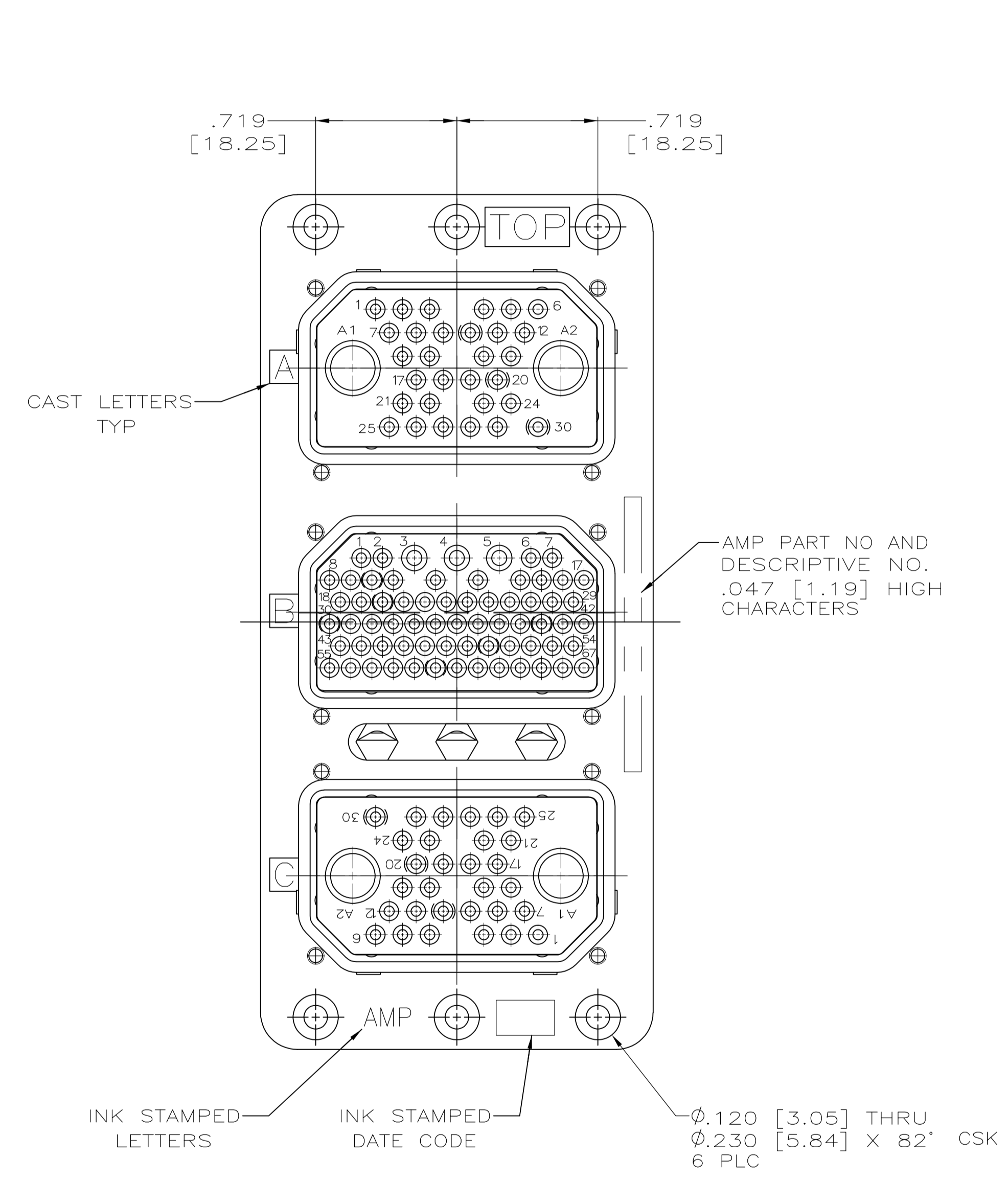


QTY	CONTACT DESCRIPTION	PART NUMBER
4	SIZE 5 COAX (SOCKET)	225791-2
3	SIZE 16 (SOCKET)	205117-1
124	SIZE 20 (SOCKET)	205116-1

1. MATERIAL AND FINISH:
 SHELL: DIE CAST ALUMINUM ALLOY PER FED. SPEC QQ-A-591.
 STANDARD FINISH: CADMIUM PLATE PER QQ-P-416, TYPE I,
 CLASS 2 YELLOW CHROMATE CONVERSION.
 INSERT RETENTION PLATE: ALUMINUM ALLOY, BLUE ANODIZE
 PER MIL-A-8625.
 SCREWS AND WASHERS: STAINLESS STEEL, PASSIVATED.
 POLARIZING POSTS: STAINLESS STEEL, PASSIVATED.
 POLARIZING NUTS: BRASS, CADMIUM PLATED.



#4-40 CLINCH NUT DETAIL IN 4 CORNERS 443197-3 ONLY

KEYING POSITION	DESCRIPTIVE NO.	PART NO.
01	RM3P32C2S67S32C2S-0101 (200)	443197-3
02	RM3P32C2S67S32C2S-0002 (200)	443197-2
01	RM3P32C2S67S32C2S-0001 (200)	443197-1

THIS DRAWING IS A CONTROLLED DOCUMENT.		DIN T. ALEXANDER 7-2-96		TE Connectivity	
DIMENSIONS: INCHES		CHK K. GUARAGNO 8-12-96		NAME	
TOLERANCES UNLESS OTHERWISE SPECIFIED:		APVD K. GUARAGNO 8-12-96		PRODUCT SPEC	
0 PLC ± -		APPLICATION SPEC		SIZE	
1 PLC ± -		MATERIAL		CAGE CODE	
2 PLC ± -		FINISH		DRAWING NO	
3 PLC ± -		SEE CALLOUT		RESTRICTED TO	
4 PLC ± -		WEIGHT		A1 00779 C=443197	
ANGLES ± -		CUSTOMER DRAWING		SCALE 2:1 SHEET 1 OF 1 REV C	